

MAY 25 2022

UNITED STATES HOUSE OF REPRESENTATIVES  
FINANCIAL DISCLOSURE STATEMENT

FORM B  
For New Members, Candidates, and New Employees

Name: Kelly Kathleen Daughtry Daytime Telephone: \_\_\_\_\_

New Member of or Candidate for U.S. House of Representatives State: NC District: 18

Candidates - Date of Election: Primary May 17, 2022

New Officer or Employee  
Employing Office: \_\_\_\_\_

Staff Filer Type (if Applicable):  
 Shared  Principal Assistant

Check if Amendment

Period Covered: January 1, 2022 to April 30, 2022

*UNSUCCESSFUL - re-bid on 4/28/22*

(Office Use Only)

A \$200 penalty shall be assessed against any individual who files more than 30 days late.

PRELIMINARY INFORMATION - ANSWER EACH OF THESE QUESTIONS

<p>A. Did you, your spouse, or your dependent child:</p> <p>a. Own any reportable asset that was worth more than \$1,000 at the end of the reporting period? <b>OR</b></p> <p>b. Receive more than \$200 in unearned income from any reportable asset during the reporting period?</p> <p>Yes <input checked="" type="checkbox"/> No <input type="checkbox"/></p>	<p>E. Did you hold any reportable positions during the reporting period or in the current calendar year up through the date of filing?</p> <p>Yes <input type="checkbox"/> No <input checked="" type="checkbox"/></p>
<p>C. Did you or your spouse have "earned" income (e.g., salaries, honoraria, or pension/IRA distributions) of \$200 or more during the reporting period?</p> <p>Yes <input checked="" type="checkbox"/> No <input type="checkbox"/></p>	<p>F. Did you have any reportable agreement or arrangement with an outside entity during the reporting period or in the current calendar year up through the date of filing?</p> <p>Yes <input type="checkbox"/> No <input checked="" type="checkbox"/></p>
<p>D. Did you, your spouse, or your dependent child have any reportable liability (more than \$10,000) at any point during the reporting period?</p> <p>Yes <input checked="" type="checkbox"/> No <input type="checkbox"/></p>	<p>J. Did you receive compensation of more than \$5,000 from a single source in the current year and two prior years?</p> <p>Yes <input checked="" type="checkbox"/> No <input type="checkbox"/></p>

ATTACH THE CORRESPONDING SCHEDULE IF YOU ANSWER "YES"  
THIS FORM INCLUDES ONLY THE SCHEDULES THAT YOU ARE REQUIRED TO COMPLETE

EXCLUSION OF SPOUSE, DEPENDENT, OR TRUST INFORMATION - ANSWER BOTH OF THESE QUESTIONS

TRUSTS - Details regarding "Qualified Blind Trusts" approved by the Committee on Ethics and certain other "excepted trusts" need not be disclosed. Have you excluded from this report details of such a trust that benefits you, your spouse, or dependent child?

Yes  No

EXEMPTION - Have you excluded from this report any other assets, "unearned" income, or liabilities of a spouse or dependent child because they meet all three tests for exemption? Do not answer "yes" unless you have first consulted with the Committee on Ethics.

Yes  No







**SCHEDULE C - EARNED INCOME**

Name: Kelly Kathleen Daughtry Page 5 of 8

List the source, type, and amount of earned income from any source (other than the filer's current employment by the U.S. government) totaling \$200 or more during the reporting period. For both the filer and filer's spouse, list the source and amount of any honoraria. List only the source for other spouse earned income exceeding \$1,000. See examples below.  
**EXCLUDE:** Military pay (such as National Guard or Reserve pay), federal retirement programs, and benefits received under the Social Security Act.  
**INCOME LIMITS and PROHIBITED INCOME:** Be advised that the outside earned income limit and prohibitions on types of income may apply to you after you are on House payroll. The 2020 limit on outside earned income for Members and employees compensated at or above the "senior staff" rate was \$28,845. The 2021 limit is \$28,595. In addition, certain types of income (notably honoraria, director's fees, and payments for professional services involving a fiduciary relationship) are totally prohibited for Members and senior staff.

Source (include date of receipt for honoraria)	Type	Amount	
		Current Year to Date	Preceding Year
<b>Examples:</b> ABC Trade Association, Baltimore, MD, Mar. 15 State of Maryland Civil War Roundtable, Oct. 21 Ontario County Board of Education	Honorarium Salary Bonus Speech Bonus Salary	\$0 \$70,000 \$0 N/A	\$500 \$75,000 \$1,000 N/A
Daughter and Starting	Salary	\$ 10,000	approx \$ 100,000 2021

**SCHEDULE D - LIABILITIES**

Name: Kelly Kathleen Daughtry

Page 6 of 8

Report liabilities of over \$10,000 owed to any one creditor at any time during the reporting period by you, your spouse, or your dependent child. Mark the highest amount owed during the reporting period. New Members: Members are required to report all liabilities secured by real property including mortgages on their personal residence. Exclude: Any mortgage on your personal residence (unless you rent it out or are a Member); loans secured by automobiles, household furniture, or appliances; liabilities of a business in which you own an interest (unless you are personally liable); and liabilities owed to you by a spouse or the child, parent, or sibling of you or your spouse. Report a revolving charge account (i.e., credit card) only if the balance at the close of the reporting period exceeded \$10,000. \*Column K is for liabilities held solely by your spouse or dependent child.

SP, DC, JT	Creditor	Date Liability Incurred MO/YR	Type of Liability	Amount of Liability											
				A	B	C	D	E	F	G	H	I	J	K	
	Example First Bank of Wilmington, DE	4/20	Mortgage on Rental Property, Dover, DE				X								
JT	UCB		Mortgage Ewore St. 4 Cavolina Palms							X					
JT	Southern Bank		Mortgage Ewore St. 4 Prestonville #1							X					
JT	Southern Bank		Mortgage Ewore St. 4 Acesville #2							X					
JT	Pinnacle Banc		Mortgage Ewore St. 4 Cander, Ewore							X					
JT	BB & T		Mortgage Ewore St. 4 Ewore							X					

**SCHEDULE E - POSITIONS**

Report all positions, compensated or uncompensated, as an officer, director, trustee of an organization, partner, proprietor, representative, employee, or consultant of any corporation, firm, partnership, or other business enterprise, nonprofit organization, labor organization, or educational or other institution other than the United States. Exclude: Positions held in any religious, social, fraternal, or political entities (such as political parties and campaign organizations); and positions solely of an honorary nature. New Members and second-year candidates report positions held in the reporting period and the current calendar year. First-year candidates and new employees report positions held in the current calendar year and two previous years.

Position	Name of Organization
Attorney 2020-present	Daughtry, Woodard, Lawrence & Sharling

**SCHEDULE D - LIABILITIES**

Name: Kelly Kathleen Daughtry

Page 7 of 8

Report liabilities of over \$10,000 owed to any one creditor at any time during the reporting period by you, your spouse, or your dependent child. Mark the highest amount owed during the reporting period. New Members: Members are required to report all liabilities secured by real property including mortgages on their personal residence. Exclude: Any mortgage on your personal residence (unless you rent it out or are a Member); loans secured by automobiles, household furniture, or appliances; liabilities of a business in which you own an interest (unless you are personally liable); and liabilities owed to you by a spouse or the child, parent, or sibling of you or your spouse. Report a revolving charge account (i.e., credit card) only if the balance at the close of the reporting period exceeded \$10,000. \*Column K is for liabilities held solely by your spouse or dependent child.

SP, DC, JT	Creditor	Date Liability Incurred MO/YR	Type of Liability	Amount of Liability											
				A	B	C	D	E	F	G	H	I	J	K	
Example	First Bank of Wilmington, DE	8/20	Mortgage on Rental Property, Dover, DE				X								
JT	BB & T		Mortgage Bank St 4 Wilmington					X							
JT	UCB		Mortgage Bank St 4 Newark NJ					X							
JT	UCB		Mortgage Bank St 4 Newark NJ					X							
JT	UCB		Mortgage Bank St 4 Newark NJ					X							

**SCHEDULE E - POSITIONS**

Report all positions, compensated or uncompensated, as an officer, director, trustee of an organization, partner, proprietor, representative, employee, or consultant of any corporation, firm, partnership, or other business enterprise, nonprofit organization, labor organization, or educational or other institution other than the United States. Exclude: Positions held in any religious, social, fraternal, or political entities (such as political parties and campaign organizations); and positions solely of an honorary nature. New Members and second-year candidates report positions held in the reporting period and the current calendar year. First-year candidates and new employees report positions held in the current calendar year and two previous years.

Position	Name of Organization

**SCHEDULE F - AGREEMENTS**

Name: Kelly Kathleen Daughtry Page 8 of 8

Identify the date, parties to, and general terms of any agreement or arrangement that you have with respect to future employment; a leave of absence during the period of government service; continuation or deferral of payments by a former or current employer other than the U.S. government; or continuing participation in an employee welfare or benefit plan maintained by a former employer.

Date	Parties to Agreement	Terms of Agreement

**SCHEDULE J - COMPENSATION IN EXCESS OF \$5,000 PAID BY ONE SOURCE**

Report sources of compensation received by you or your business affiliation for services provided directly by you during the current year and two prior years. This includes the names of clients and customers of any corporation, firm, partnership, or other business enterprise if you directly provided the services generating a fee or payment of more than \$5,000. Exclude: Payments by the U.S. government and any information considered confidential as a result of a privileged relationship recognized by law. Do not repeat information listed on Schedule C.

Source (Name and City/State)	Brief Description of Duties
<i>Example</i> Doe Jones & Smith, Hometown, State	Accounting Services
Daughtry and Sterling, Smithfield NC	Legal Services

Use additional sheets if more space is required.



United States House of Representatives

## ETHICS IN GOVERNMENT ACT FINANCIAL DISCLOSURE STATEMENT

For Use by New Members, Candidates, and New Employees

**WHO MUST FILE AND WHEN:** *New Member Filers:* New Members (*i.e.*, those sworn in between November 2, 2021, and April 15, 2022) must file a statement on or before May 16, 2022. *New Employee Filers:* A new employee must file a statement within 30 days of beginning their House employment. *Candidate Filers:* A candidate for the House generally must file a Financial Disclosure Report for each calendar year they are a candidate *not only the year of the election*. The first report is due within 30 days of raising or spending \$5,000 or on May 16, whichever is later, but not less than 30 days before the primary or general election. Candidate filers also owe a report each subsequent May 16 for as long as they remain a candidate. For all filers, a clear postmark is accepted as the filing date.

**LATE REPORTS AND PENALTIES FOR FALSE REPORTS:** A \$200 late filing fee shall be assessed against any individual who files more than 30 days after the due date of a report or amendment (or the due date of any extension). Any individual who knowingly and willfully falsifies or who knowingly or willfully fails to file the required report may be subject to civil penalties and criminal sanctions. See section 104 of the Ethics in Government Act (5 U.S.C. app. §§ 101-111) and 18 U.S.C. § 1001.

**REPORTING PERIOD:** *New Member Filers:* The period covered is the preceding calendar year, unless otherwise indicated on the Schedule. When completing Schedules A and C, fill out the "Preceding Year" information and indicate the "Current Year" information is "Not Applicable." *New Employee Filers:* The period covered is the preceding calendar year and the current year through the date of hiring, unless otherwise indicated on the Schedule. *Candidate Filers:* The period covered is the preceding calendar year and the current year through the date of filing, unless otherwise indicated on the Schedule.

**EXTENSIONS:** Requests for extension must be made using the extension request form either in the electronic filing system, available at <https://fd.house.gov>, or in hard copy form on the Committee's website, <https://ethics.house.gov>. If you are not using the electronic filing system, the extension request must be e-mailed or mailed to the Committee and received by the due date of the report.

**WHERE TO OBTAIN ASSISTANCE:** Counsel from the Committee on Ethics are available to answer questions and offer assistance at (202) 225-7103. Additional forms and instructions are available on the Committee's website, <https://ethics.house.gov>, under the "Financial Disclosure" tab.

**BEFORE FILING:** Answer each question on the "Preliminary Information" page and attach the appropriate schedule for each "Yes" response. Please type or print using blue or black ink. Do not use pencil. Attach additional sheets if necessary, indicating the section that is being continued. If you complete the form on paper, type or print your name at the top of each page filed. Redact any confidential information from any attachments.

RETURN COMPLETED STATEMENT TO:  
The Clerk, U.S. House of Representatives

Legislative Resource Center  
B-81 Cannon House Office Building  
Washington, DC 20515-6612

**Filing Instructions for Members and Candidates:** File a signed original and two photocopies of your report, including all attachments. Filers who use the online system only need to submit once.

**Filing Instructions for Officers and Employees:** File a signed original and one photocopy of your report, including all attachments. Filers who use the online system only need to submit once.

# **Attachment**

**1**



Account name:  
Friendly account name:  
Account number:

### Your assets

Some prices, income and current values shown may be approximate. As a result, gains and losses may not be accurately reflected. See *Important Information about your statement* at the end of this document for more information.

#### Cash

##### Cash and money balances

Cash and money balances include available cash balances, UBS Bank USA deposit account balances, UBS FDIC Insured Deposit Program Bank deposit account balances, UBS Insured Sweep Program deposit account balances, UBS AG Stamford Branch deposit account balances and money market mutual fund sweep balances.

Deposit account balances at UBS Bank USA, and all banks participating in the UBS FDIC-Insured Deposit Program and the UBS Insured Sweep Program are insured by the FDIC up to \$250,000 per depositor per ownership category, but are not protected by SIPC. UBS AG Stamford Branch deposit account balances are not insured by the FDIC, and are not protected by SIPC. Money market sweep balances are protected by SIPC but are not insured by the FDIC.

Holding	Opening balance on Apr 1 (\$)	Closing balance on Apr 29 (\$)
UBS Insured Sweep Prgm	797,319.02	1,321,774.35

For FDIC insurance purposes, deposit balances include deposit account balances held at UBS Bank USA through the UBS cash sweep programs, Certificates of Deposits and UBS Core Savings. FDIC insurance is calculated by ownership category (e.g., single, joint, retirement, business, trust). As a result, you will need to review your deposit amounts in each ownership category to determine whether your deposit balances are fully insured. For more information, visit [www.fdic.gov](http://www.fdic.gov). Please review this section as well as the "Cash alternatives" and "Fixed Income" sections to review the current deposit balances held at UBS Bank USA.

See the *Important Information about your statement* at the end of this document for details about those balances.

##### UBS Insured Sweep Program

Priority	Bank Name	Closing balance on Apr 29 (\$)	Status
1	UBS Bank USA	574,774.35	(2)
2	Goldman Sachs Bank	249,000.00	(2)
3	Congressional Bank	249,000.00	(2)
4	Barclays Bank Delaware	249,000.00	(2)
5	Western Alliance Bank	0.00	(2)

Priority	Bank Name	Closing balance on Apr 29 (\$)	Status
6	Bank of the West	0.00	(2)
7	BankUnited, N.A.	0.00	(2)
8	Morgan Stanley Bank, NA	0.00	(2)
9	Morgan Stanley Private Bank, NA	0.00	(2)
10	HSBC Bank USA	0.00	(2)
<b>TOTAL</b>		<b>\$1,321,774.35</b>	

#### Status

(2) - This Bank is at deposit capacity and may temporarily stop taking new deposits until capacity is available



Your assets (continued)

Equities

Common stock

Holding	Trade date	Number of shares	Purchase price / Average price per share (\$)	Cost basis (\$)	Price per share on Apr 29'22 (\$)	Value on Apr 29 (\$)	Unrealized gain or loss (\$)	Holding period
<b>ABBOTT LABS</b>								
Symbol: ABB Exchange: NYSE								
EAI: \$1,980 Current yield: 1.66%								
Security total		1,000,000	120.788	120,787.93	113.500	113,500.00	-7,287.93	ST
<b>ACCENTURE PLC IRELAND CL A</b>								
Symbol: ACN Exchange: NYSE								
EAI: \$1,940 Current yield: 1.29%								
Security total		500,000	151.037	75,518.32	300.360	150,180.00	74,661.68	LT
<b>ADOBE INC. (DELAWARE)</b>								
Symbol: ADBE Exchange: OTC								
Security total		500,000	235.922	117,966.10	395.950	197,975.50	80,009.40	LT
<b>ALPHABET INC CL A</b>								
Symbol: GOOGL Exchange: OTC								
Security total		25,000	1,115.980	27,899.50	2,282.190	57,054.75	29,155.25	LT
<b>AMAZON.COM INC</b>								
Symbol: AMZN Exchange: OTC								
Security total		25,000	1,892.969	47,324.23	2,485.680	62,140.75	14,816.52	LT
<b>Security total</b>								
		200,000	1,114.661	222,932.13	2,282.190	456,438.00	233,505.87	LT
<b>Security total</b>								
		100,000	1,664.126	166,412.60	2,485.680	248,563.00	82,150.40	LT

continued next page



Portfolio Management Program  
April 2022

Account name:  
Friendly account name:  
Account number:

Your assets • Equities • Common stock (continued)

Holding	Trade date	Number of shares	Purchase price Average price per share (\$)	Cost basis (\$)	Price per share on Apr 29 (\$)	Value on Apr 29 (\$)	Unrealized gain or loss (\$)	Holding period
<b>AMERICAN TOWER CORP REIT</b>								
Symbol: AMT Exchange: NYSE								
EAI: \$2,685 Current yield: 2.25%								
	Aug 27, 18	50,000	148.787	7,439.39	241.020	12,051.00	4,611.61	LT
	Oct 9, 18	50,000	147.059	7,352.96	241.020	12,051.00	4,698.04	LT
	Oct 12, 18	50,000	142.740	7,137.02	241.020	12,051.00	4,913.98	LT
	Nov 20, 18	50,000	166.554	8,327.74	241.020	12,051.00	3,723.26	LT
	May 6, 19	100,000	192.313	19,231.31	241.020	24,102.00	4,870.69	LT
	Oct 25, 19	100,000	216.150	21,615.00	241.020	24,102.00	2,487.00	LT
	Aug 21, 20	100,000	246.468	24,646.85	241.020	24,102.00	-544.85	LT
Security total		500,000	191.501	95,750.27	241.020	120,510.00	24,759.73	
<b>AMERRIPRISE FINANCIAL INC</b>								
Symbol: AMP Exchange: NYSE								
EAI: \$2,500 Current yield: 1.88%								
	Aug 5, 19	100,000	133.248	13,324.81	265.490	26,549.00	13,224.19	LT
	Sep 3, 19	150,000	126.576	18,986.43	265.490	39,823.50	20,837.07	LT
	Mar 16, 20	250,000	87.581	21,895.45	265.490	66,372.50	44,477.05	LT
Security total		500,000	108.413	54,206.69	265.490	132,745.00	78,598.31	
<b>AMGEN INC</b>								
Symbol: AMGN Exchange: OTC								
EAI: \$3,880 Current yield: 3.33%								
	Feb 16, 22	400,000	224.137	89,654.88	233.190	93,276.00	3,621.12	ST
	Mar 4, 22	100,000	234.140	23,414.00	233.190	23,319.00	-95.00	ST
Security total		500,000	226.138	113,068.88	233.190	116,595.00	3,526.12	
<b>ANALOG DEVICES INC</b>								
Symbol: ADI Exchange: OTC								
EAI: \$2,280 Current yield: 1.97%								
	Feb 18, 21	500,000	157.300	78,650.00	154.380	77,190.00	-1,460.00	LT
	Mar 26, 21	100,000	154.148	15,414.88	154.380	15,438.00	23.12	LT
	Feb 16, 22	150,000	163.255	24,488.25	154.380	23,157.00	-1,331.25	ST
Security total		750,000	158.071	118,553.13	154.380	115,785.00	-2,768.13	
<b>APPLE INC</b>								
Symbol: AAPL Exchange: OTC								
EAI: \$1,610 Current yield: 0.58%								
	Aug 10, 20	800,000	113.176	90,541.00	157.650	126,120.00	35,579.00	LT
	Aug 21, 20	400,000	120.847	48,339.09	157.650	63,060.00	14,720.91	LT
	Feb 16, 22	550,000	170.817	93,949.79	157.650	86,307.50	-7,242.29	ST

continued next page



Account name:  
Friendly account name:  
Account number:

Your assets, Equities, Common stock (continued)

Holding	Trade date	Number of shares	Purchase price Average price per share (\$)	Cost basis (\$)	Price per share on Apr 29 (\$)	Value on Apr 29 (\$)	Unrealized gain or loss (\$)	Holding period
<b>APPLIED MATERIALS INC</b>								
Symbol: AMAT Exchange: OTC								
EAI: \$520 Current yield: 0.94%								
Security total		1,750,000	133,046	232,829.88		275,887.50	43,057.62	
<b>AUTOMATIC DATA PROCESSING INC</b>								
Symbol: ADP Exchange: OTC								
EAI: \$2,080 Current yield: 1.91%								
Security total		500,000	139,469	69,734.95	110,350	55,175.00	-14,559.95	LT
<b>BLACKROCK INC</b>								
Symbol: BLK Exchange: NYSE								
EAI: \$3,904 Current yield: 3.12%								
Security total		100,000	426,847	42,684.71	624,680	62,468.00	19,783.29	LT
<b>BOOKING HLDGS INC</b>								
Symbol: BKNG Exchange: OTC								
Security total		200,000	410,491	41,049.17	624,680	62,468.00	21,418.83	LT
<b>BOSTON SCIENTIFIC CORP</b>								
Symbol: BSY Exchange: NYSE								
Security total		100,000	418,669	83,733.88		124,936.00	41,202.12	LT
<b>BROADCOM INC</b>								
Symbol: AVGO Exchange: OTC								
EAI: \$4,100 Current yield: 2.96%								
Security total		25,000	2,333,230	58,330.75	2,210,310	55,257.75	-3,073.00	ST
<b>CHUBB LTD CHF</b>								
Symbol: CB Exchange: NYSE								
EAI: \$3,200 Current yield: 1.55%								
CHF Exchange rate: 0.97065								
Security total		100,000	2,109,695	21,096.95	2,210,310	22,103.10	1,006.15	ST
<b>CHUBB LTD CHF</b>								
Symbol: CB Exchange: NYSE								
EAI: \$3,200 Current yield: 1.55%								
CHF Exchange rate: 0.97065								
Security total		15,000	1,980,370	29,705.55	2,210,310	33,154.65	3,449.10	ST
<b>CHUBB LTD CHF</b>								
Symbol: CB Exchange: NYSE								
EAI: \$3,200 Current yield: 1.55%								
CHF Exchange rate: 0.97065								
Security total		50,000	2,182,665	109,133.25		110,515.50	1,382.25	ST
<b>CHUBB LTD CHF</b>								
Symbol: CB Exchange: NYSE								
EAI: \$3,200 Current yield: 1.55%								
CHF Exchange rate: 0.97065								
Security total		50,000	43,285	86,570.00	42,110	84,220.00	-2,350.00	ST
<b>CHUBB LTD CHF</b>								
Symbol: CB Exchange: NYSE								
EAI: \$3,200 Current yield: 1.55%								
CHF Exchange rate: 0.97065								
Security total		100,000	555,141	\$5,514.18	554,390	55,439.00	-75.18	ST
<b>CHUBB LTD CHF</b>								
Symbol: CB Exchange: NYSE								
EAI: \$3,200 Current yield: 1.55%								
CHF Exchange rate: 0.97065								
Security total		50,000	557,090	27,854.50	554,390	27,719.50	-135.00	ST
<b>CHUBB LTD CHF</b>								
Symbol: CB Exchange: NYSE								
EAI: \$3,200 Current yield: 1.55%								
CHF Exchange rate: 0.97065								
Security total		50,000	552,800	27,640.00	554,390	27,719.50	79.50	ST
<b>CHUBB LTD CHF</b>								
Symbol: CB Exchange: NYSE								
EAI: \$3,200 Current yield: 1.55%								
CHF Exchange rate: 0.97065								
Security total		50,000	593,200	29,660.00	554,390	27,719.50	-1,940.50	ST
<b>CHUBB LTD CHF</b>								
Symbol: CB Exchange: NYSE								
EAI: \$3,200 Current yield: 1.55%								
CHF Exchange rate: 0.97065								
Security total		250,000	562,675	140,668.68		138,597.50	-2,071.18	ST

continued next page



Portfolio Management Program  
April 2022

Account name:  
Friendly account name:  
Account number:

Your assets • Equities • Common stock (continued)

Holding	Trade date	Number of shares	Purchase price Average price per share (\$)	Cost basis (\$)	Price per share on Apr 29 (\$)	Value on Apr 29 (\$)	Unrealized gain or loss (\$)	Holding period
	Nov 27, 18	150,000	132.280	19,842.00	206.450	30,967.50	11,125.50	LT
	Dec 17, 19	250,000	156.210	39,052.50	206.450	51,612.50	12,560.00	LT
	May 11, 20	250,000	101.100	25,275.00	206.450	51,612.50	26,337.50	LT
Security total		1,000,000	128.729	128,728.57		206,450.00	77,721.43	

CISCO SYSTEMS INC

Symbol: CSCO Exchange: OTC

EAI: \$6,080 Current yield: 3.10%

	Feb 12, 20	2,000,000	49.915	99,830.00	48.980	97,960.00	-1,870.00	LT
	Feb 13, 20	1,000,000	47.085	47,085.00	48.980	48,980.00	1,894.00	LT
	Feb 24, 20	500,000	44.496	22,248.00	48.980	24,490.00	2,242.00	LT
	Feb 28, 20	500,000	38.795	19,397.50	48.980	24,490.00	5,092.50	LT
Security total		4,000,000	47.140	188,561.50		195,920.00	7,358.50	

COCA COLA CO COM

Symbol: KO Exchange: NYSE

EAI: \$6,160 Current yield: 2.72%

	Aug 29, 18	500,000	45.267	22,633.60	64.610	32,305.00	9,671.40	LT
	Oct 3, 18	100,000	45.870	4,587.00	64.610	6,461.00	1,874.00	LT
	Oct 9, 18	150,000	46.415	6,962.25	64.610	9,691.50	2,729.25	LT
	Oct 12, 18	250,000	44.668	11,167.13	64.610	16,152.50	4,985.37	LT
	Nov 27, 18	500,000	48.817	24,408.80	64.610	32,305.00	7,896.20	LT
	Dec 24, 18	500,000	45.989	22,994.95	64.610	32,305.00	9,310.05	LT
	May 2, 19	500,000	48.300	24,150.00	64.610	32,305.00	8,155.00	LT
	Dec 17, 19	500,000	54.390	27,195.00	64.610	32,305.00	5,110.00	LT
	Feb 16, 22	500,000	61.238	30,619.00	64.610	32,305.00	1,686.00	ST
Security total		3,500,000	49.919	174,717.73		226,135.00	51,417.27	

COMCAST CORP NEW CL A

Symbol: CMCSA Exchange: OTC

EAI: \$4,320 Current yield: 2.72%

	Aug 3, 18	250,000	35.309	8,827.48	39.760	9,940.00	1,112.52	LT
	Aug 10, 18	250,000	35.160	8,790.00	39.760	9,940.00	1,150.00	LT
	Sep 24, 18	500,000	35.077	17,538.55	39.760	19,880.00	2,341.45	LT
	Dec 4, 18	500,000	37.699	18,849.95	39.760	19,880.00	1,030.05	LT
	Dec 24, 18	500,000	33.337	16,668.55	39.760	19,880.00	3,211.45	LT
	May 31, 19	500,000	40.959	20,479.50	39.760	19,880.00	-599.50	LT
	Aug 5, 19	500,000	41.650	20,825.00	39.760	19,880.00	-945.00	LT

continued next page



Account name:  
Friendly account name:  
Account number:

Your assets • Equities • Common stock (continued)

Security	Trade date	Number of shares	Purchase price Average price per share (\$)	Cost basis (\$)	Price per share on Apr 29 (\$)	Value on Apr 29 (\$)	Unrealized gain or loss (\$)	Holding period
<b>COSTCO WHOLESALE CORP</b>								
Symbol: COST Exchange: OTC								
EAI: \$1,440 Current yield: 0.68%								
Security total		4,000,000	38.690	154,760.03		159,040.00	4,279.97	
	Jun 8, 20	500,000	42.545	21,272.50	39.760	19,880.00	-1,392.50	LT
	Aug 21, 20	500,000	43.017	21,508.50	39.760	19,880.00	-1,628.50	LT
<b>DANAHER CORP</b>								
Symbol: DHR Exchange: NYSE								
EAI: \$500 Current yield: 0.40%								
Security total		500,000	96.329	4,816.49	251.130	12,556.50	7,740.01	LT
	Oct 23, 18	50,000	96.049	9,604.99	251.130	25,113.00	15,508.01	LT
	Oct 29, 18	100,000	132.972	13,297.24	251.130	25,113.00	11,815.76	LT
	May 6, 19	100,000	131.063	19,659.56	251.130	37,669.50	18,009.94	LT
	May 31, 19	150,000	137.622	13,762.29	251.130	25,113.00	11,350.71	LT
	Aug 5, 19	100,000	122.281	61,140.57		125,565.00	64,424.43	LT
Security total		500,000				125,565.00	64,424.43	
<b>DIAGEO PLC NEW GB SPON ADR</b>								
Symbol: DEO Exchange: NYSE								
EAI: \$3,939 Current yield: 1.98%								
Security total		200,000	141.952	28,390.44	198.680	39,736.00	11,345.56	LT
	Aug 27, 18	50,000	139.159	6,957.96	198.680	9,934.00	2,976.04	LT
	Sep 17, 18	150,000	133.999	20,099.85	198.680	29,802.00	9,702.15	LT
	Oct 12, 18	100,000	136.338	13,633.81	198.680	19,868.00	6,234.19	LT
	Oct 29, 18	150,000	138.861	20,829.18	198.680	29,802.00	8,972.82	LT
	Dec 24, 18	100,000	158.019	15,801.99	198.680	19,868.00	4,066.01	LT
	Feb 21, 19	100,000	155.650	15,565.00	198.680	19,868.00	4,303.00	LT
	Feb 24, 20	150,000	139.467	20,920.10	198.680	29,802.00	8,881.90	LT
	Feb 28, 20	150,000	142.198	142,198.33		198,680.00	56,481.67	LT
Security total		1,000,000				198,680.00	56,481.67	
<b>DISCOVER FINANCIAL SERVICES</b>								
Symbol: DFS Exchange: NYSE								
EAI: \$2,400 Current yield: 2.13%								
Security total		500,000	113.310	56,655.25	112.460	56,230.00	-425.25	ST
	May 20, 21	200,000	108.620	21,724.14	112.460	22,492.00	767.86	ST
	Nov 30, 21	300,000	108.700	32,610.00	112.460	33,738.00	1,128.00	ST
	Mar 4, 22							ST

continued next page



Portfolio Management Program

April 2022

Account name:  
Friendly account name:  
Account number:

YOUR assets • Equities • Common stock (continued)

Holding	Trade date	Number of shares	Purchase price Average price per share (\$)	Cost basis (\$)	Price per share on Apr 29 (\$)	Value on Apr 29 (\$)	Unrealized gain or loss (\$)	Holding period
---------	------------	------------------	---	-----------------	--------------------------------	----------------------	------------------------------	----------------

<b>DOLLAR GEN CORP NEW</b>								
Symbol: DG Exchange: NYSE								
EAI: \$1,100 Current yield: 0.93%								
Security total		1,000,000	110.989	110,989.39		112,460.00	1,470.61	
	May 11, 20	300,000	183.598	55,076.49	300.400	71,259.00	16,182.51	LT
	Jun 8, 20	200,000	185.165	37,033.00	300.400	47,506.00	10,473.00	LT
		500,000	184.219	92,109.49	300.400	118,765.00	26,655.51	

<b>HONIE DEPOT INC</b>								
Symbol: HD Exchange: NYSE								
EAI: \$4,560 Current yield: 2.53%								
Security total		600,000	169.919	101,951.31		180,240.00	78,288.69	
	Oct 17, 18	100,000	184.483	18,448.38	300.400	30,040.00	11,591.62	LT
	Nov 20, 18	100,000	170.449	17,044.99	300.400	30,040.00	12,995.01	LT
	Dec 20, 18	150,000	165.097	24,764.69	300.400	45,060.00	20,295.31	LT
	Mar 16, 20	250,000	166.773	41,693.25	300.400	75,100.00	33,406.75	LT

<b>HONEYWELL INTL INC</b>								
Symbol: HON Exchange: OTC								
EAI: \$1,960 Current yield: 2.03%								
Security total		500,000	144.729	7,236.47		96,755.00	19,859.40	
	Oct 23, 18	50,000	144.729	7,236.47	193.510	9,675.50	2,439.03	LT
	Oct 29, 18	100,000	140.869	14,086.99	193.510	19,351.00	5,264.01	LT
	Nov 20, 18	100,000	145.566	14,556.69	193.510	19,351.00	4,794.31	LT
	May 31, 19	100,000	163.820	16,382.00	193.510	19,351.00	2,969.00	LT
	Aug 5, 19	150,000	164.223	24,633.45	193.510	29,026.50	4,393.05	LT

<b>INTERCONTINENTALEXCHANGE GROUP</b>								
Symbol: ICE Exchange: NYSE								
EAI: \$1,140 Current yield: 1.31%								
Security total		300,000	73.407	22,022.17		34,743.00	12,720.83	
	Oct 12, 18	300,000	73.407	22,022.17	115.810	34,743.00	12,720.83	LT
	Oct 29, 18	200,000	72.609	14,521.86	115.810	23,162.00	8,640.14	LT
	Nov 20, 18	150,000	79.129	11,869.49	115.810	17,371.50	5,502.01	LT
	Dec 4, 18	100,000	79.405	7,940.50	115.810	11,581.00	3,640.50	LT
		750,000	75.139	56,354.02		86,857.50	30,503.48	

<b>JOHNSON &amp; JOHNSON COM</b>								
Symbol: JNJ Exchange: NYSE								
EAI: \$7,910 Current yield: 2.50%								
Security total		250,000	132.482	33,120.50		45,115.00	11,994.50	
	Aug 3, 18	250,000	132.482	33,120.50	180.460	45,115.00	11,994.50	LT
	Aug 27, 18	50,000	135.698	6,784.93	180.460	9,023.00	2,238.07	LT

continued next page



Account name:  
Friendly account name:  
Account number:

Your assets, Equities, Common stock (continued)

Holding	Trade date	Number of shares	Purchase price Average price per share (\$)	Cost basis (\$)	Price per share on Apr 29 (\$)	Value on Apr 29 (\$)	Unrealized gain or loss (\$)	Holding period
<b>Security total</b>								
<b>JPMORGAN CHASE &amp; CO</b>								
Symbol: JPM Exchange: NYSE								
EAI: \$7,000 Current yield: 3.35%								
	Aug 3, 18	250,000	116.340	29,085.00	119.360	29,840.00	755.00	LT
	Aug 10, 18	50,000	115.756	5,787.80	119.360	5,968.00	180.20	LT
	Oct 9, 18	100,000	114.826	11,482.63	119.360	11,936.00	453.37	LT
	Oct 12, 18	200,000	108.957	21,791.46	119.360	23,872.00	2,080.54	LT
	Oct 29, 18	150,000	104.529	15,679.49	119.360	17,904.00	2,224.51	LT
	Dec 4, 18	250,000	107.805	26,951.25	119.360	29,840.00	2,888.75	LT
	Dec 24, 18	200,000	92.815	18,563.12	119.360	23,872.00	5,308.88	LT
	Jan 14, 19	300,000	101.149	30,344.97	119.360	35,808.00	5,463.03	LT
	Feb 16, 22	250,000	155.498	38,874.63	119.360	29,840.00	-9,034.63	ST
Security total		1,750,000	113.463	198,560.35		208,890.00	10,319.65	
<b>LAUDER ESTEE COS CL A</b>								
Symbol: EL Exchange: NYSE								
EAI: \$720 Current yield: 0.91%								
<b>Security total</b>								
<b>LINDE PLC EUR</b>								
Symbol: LIN Exchange: NYSE								
EAI: \$2,340 Current yield: 1.50%								
EUR Exchange rate: 0.94791								
	Oct 12, 18	50,000	163.455	8,172.75	311.960	15,598.00	7,425.25	LT
	Nov 20, 18	100,000	157.957	15,795.75	311.960	31,196.00	15,400.25	LT
	Dec 4, 18	100,000	162.339	16,233.97	311.960	31,196.00	14,962.03	LT
	Jan 30, 20	250,000	208.236	52,059.20	311.960	77,990.00	25,930.80	LT
Security total		500,000	184.523	92,261.67		155,980.00	63,718.33	

continued next page



Portfolio Management Program  
April 2022

Account name:  
Friendly account name:  
Account number:

Your assets, Equities, Common stock (continued)

Holding	Trade date	Number of shares	Purchase price/ Average price per share (\$)	Cost basis (\$)	Price per share on Apr 29 (\$)	Value on Apr 29 (\$)	Unrealized gain or loss (\$)	Holding period
---------	------------	------------------	--	-----------------	--------------------------------	----------------------	------------------------------	----------------

LOWES COMPANIES INC

Symbol: LOW Exchange: NYSE

EAI: \$3,200 Current yield: 1.62%

	Oct 12, 18	300,000	106.187	31,856.37	197.730	59,319.00	27,462.63	LT
	Oct 23, 18	100,000	96.618	9,661.85	197.730	19,773.00	10,111.15	LT
	Oct 29, 18	150,000	92.260	13,839.00	197.730	29,659.50	15,820.50	LT
	Nov 20, 18	200,000	89.301	17,860.30	197.730	39,546.00	21,685.70	LT
	May 31, 19	250,000	93.104	23,276.08	197.730	49,432.50	26,156.42	LT
Security total		1,000,000	96.494	96,493.60	197.730.00	197,730.00	101,236.40	

MARSH & MCLENNAN COS INC

Symbol: MIMC Exchange: NYSE

EAI: \$2,675 Current yield: 1.32%

	Sep 17, 18	300,000	86.647	25,994.25	161.700	48,510.00	22,515.75	LT
	Oct 10, 18	100,000	82.812	8,281.21	161.700	16,170.00	7,888.79	LT
	Oct 12, 18	100,000	80.226	8,022.62	161.700	16,170.00	8,147.38	LT
	Nov 20, 18	100,000	87.572	8,757.20	161.700	16,170.00	7,412.80	LT
	Dec 4, 18	150,000	87.519	13,127.96	161.700	24,255.00	11,127.04	LT
	Dec 24, 18	250,000	75.681	18,920.48	161.700	40,425.00	21,504.52	LT
	Oct 25, 19	250,000	97.561	24,390.25	161.700	40,425.00	16,034.75	LT
Security total		1,250,000	85.995	107,493.97		202,125.00	94,631.03	

MCDONALDS CORP

Symbol: MCD Exchange: NYSE

EAI: \$4,140 Current yield: 2.22%

	Aug 3, 18	200,000	156.070	31,214.00	249.160	49,832.00	18,618.00	LT
	Sep 17, 18	50,000	158.895	7,944.75	249.160	12,458.00	4,513.25	LT
	Oct 12, 18	100,000	164.582	16,458.23	249.160	24,916.00	8,457.77	LT
	Oct 16, 18	50,000	164.265	8,213.25	249.160	12,458.00	4,244.75	LT
	Nov 20, 18	100,000	184.941	18,494.13	249.160	24,916.00	6,421.87	LT
	Oct 25, 19	250,000	194.980	48,745.00	249.160	62,290.00	13,545.00	LT
Security total		750,000	174.759	131,069.36		186,870.00	55,880.64	

MEDTRONIC PLC

Symbol: MDT Exchange: NYSE

EAI: \$3,780 Current yield: 2.41%

	Aug 10, 18	50,000	90.535	4,526.75	104.360	5,218.00	691.25	LT
	Aug 27, 18	100,000	95.835	9,583.53	104.360	10,436.00	852.47	LT
	Oct 12, 18	100,000	94.490	9,449.00	104.360	10,436.00	987.00	LT

continued next page



Account name:  
Friendly account name:  
Account number:

Your assets • Equities • Common stock (continued)

Holding	Trade date	Number of shares	Purchase price Average price per share (\$)	Cost basis (\$)	Price per share on Apr 29 (\$)	Value on Apr 29 (\$)	Unrealized gain or loss (\$)	Holding period
<b>Security total</b>								
<b>MIETA PLATFORMS INC CL A</b>								
Symbol: FB Exchange: OTC								
	Oct 29, 18	50,000	140.210	7,010.50	200.470	10,023.50	3,013.00	LT
	Nov 12, 18	50,000	141.737	7,086.86	200.470	10,023.50	2,936.64	LT
	Nov 20, 18	150,000	130.888	19,633.23	200.470	30,070.50	10,437.27	LT
	Jun 3, 19	250,000	170.808	42,702.23	200.470	50,117.50	7,415.27	LT
<b>Security total</b>								
<b>MICROSOFT CORP</b>								
Symbol: MSFT Exchange: OTC								
EAI: \$6,200 Current yield: 0.89%								
	Aug 3, 18	300,000	107.357	32,207.10	277.520	83,256.00	51,048.90	LT
	Aug 27, 18	100,000	109.129	10,912.99	277.520	27,752.00	16,839.01	LT
	Oct 9, 18	100,000	112.715	11,271.50	277.520	27,752.00	16,480.50	LT
	Oct 12, 18	250,000	107.884	26,971.20	277.520	69,380.00	42,408.80	LT
	Oct 29, 18	250,000	102.509	25,627.48	277.520	69,380.00	43,752.52	LT
	Dec 24, 18	250,000	95.087	23,771.78	277.520	69,380.00	45,608.22	LT
	Jan 14, 19	250,000	101.889	25,472.29	277.520	69,380.00	43,907.71	LT
	Jul 30, 19	500,000	140.931	70,465.85	277.520	138,760.00	68,294.15	LT
	Sep 3, 19	500,000	136.355	68,177.50	277.520	138,760.00	70,582.50	LT
<b>Security total</b>								
<b>MORGAN STANLEY</b>								
Symbol: MS Exchange: NYSE								
EAI: \$2,100 Current yield: 3.47%								
	Nov 30, 21	500,000	94.800	47,400.00	80.590	40,295.00	-7,105.00	ST
	Mar 4, 22	250,000	85.190	21,297.50	80.590	20,147.50	-1,150.00	ST
<b>Security total</b>								
<b>NEXTERA ENERGY INC COM</b>								
Symbol: NEE Exchange: NYSE								
EAI: \$4,250 Current yield: 2.39%								
	Oct 12, 18	800,000	42.310	33,848.00	71.020	56,816.00	22,968.00	LT
	Nov 20, 18	400,000	45.374	18,149.96	71.020	28,408.00	10,258.04	LT

continued next page



Account name:  
Friendly account name:  
Account number:

Your assets • Equities • Common stock (continued)

Holding	Trade date	Number of shares	Purchase price Average price per share (\$)	Cost basis (\$)	Price per share on Apr 29 (\$)	Value on Apr 29 (\$)	Unrealized gain or loss (\$)	Holding period
	May 6, 19	400,000	48.065	19,226.00	71.020	28,408.00	9,182.00	LT
	May 31, 19	400,000	49.365	19,746.00	71.020	28,408.00	8,662.00	LT
	Feb 28, 20	400,000	61.552	24,621.14	71.020	28,408.00	3,786.86	LT
	Feb 16, 22	100,000	75.130	7,513.09	71.020	7,102.00	-411.09	ST
Security total		2,500,000	49.242	123,104.19		177,590.00	54,445.81	

O RILEY AUTOMOTIVE INC  
Symbol: ORLY Exchange: OTC

	Oct 12, 18	50,000	336.000	16,800.00	606.550	30,327.50	13,527.50	LT
	Nov 20, 18	50,000	343.574	17,178.74	606.550	30,327.50	13,148.76	LT
	May 2, 19	50,000	379.482	18,974.11	606.550	30,327.50	11,353.39	LT
	Jan 30, 20	50,000	419.090	20,954.50	606.550	30,327.50	9,373.00	LT
Security total		200,000	369.537	73,907.35		121,310.00	47,402.65	

PARKER HANNIFIN CORP  
Symbol: PH Exchange: NYSE  
EAI: \$2,128 Current yield: 1.96%

	Aug 27, 18	50,000	171.912	8,595.64	270.820	13,541.00	4,945.36	LT
	Oct 3, 18	50,000	185.518	9,275.93	270.820	13,541.00	4,265.07	LT
	Oct 12, 18	50,000	168.095	8,404.75	270.820	13,541.00	5,136.25	LT
	Oct 23, 18	50,000	152.577	7,628.85	270.820	13,541.00	5,912.15	LT
	Oct 29, 18	50,000	144.200	7,210.00	270.820	13,541.00	6,331.00	LT
	Nov 20, 18	150,000	164.594	24,689.12	270.820	40,623.00	15,933.88	LT
Security total		400,000	164.511	65,804.29		108,328.00	42,523.71	

PROCTER & GAMBLE CO  
Symbol: PG Exchange: NYSE  
EAI: \$4,566 Current yield: 2.28%

	Feb 5, 19	500,000	97.505	48,752.56	160.550	80,275.00	31,522.44	LT
	Feb 21, 19	250,000	99.787	24,946.85	160.550	40,137.50	15,190.65	LT
	May 6, 19	250,000	105.637	26,409.38	160.550	40,137.50	13,728.12	LT
	Dec 17, 19	250,000	125.163	31,290.95	160.550	40,137.50	8,846.55	LT
Security total		1,250,000	105.120	131,399.74		200,687.50	69,287.76	

RAYTHEON TECHNOLOGIES CORP  
Symbol: RTX Exchange: NYSE  
EAI: \$4,400 Current yield: 2.32%

	Nov 20, 18	100,000	69.166	6,916.60	94.910	9,491.00	2,574.40	LT
	Nov 27, 18	200,000	66.536	13,307.21	94.910	18,982.00	5,674.79	LT
	Sep 3, 19	200,000	70.639	14,127.80	94.910	18,982.00	4,854.20	LT

continued next page



Account name:  
Friendly account name:  
Account number:

Your assets • Equities • Common stock (continued)

Holding	Trade date	Number of shares	Purchase price Average price per share (\$)	Cost basis (\$)	Price per share on Apr 29 (\$)	Value on Apr 29 (\$)	Unrealized gain or loss (\$)	Holding period
<b>REPUBLIC SERVICES INC</b>								
Symbol: RSG Exchange: NYSE								
EAI: \$2,760 Current yield: 1.37%								
Security total		2,000,000	59.408	118,815.62		189,820.00	71,004.38	
	Mar 16, 20	250,000	50.713	12,678.33	94.910	23,727.50	11,049.17	LT
	Apr 6, 20	750,000	55.362	41,522.00	94.910	71,182.50	29,660.50	LT
	May 11, 20	250,000	56.906	14,226.68	94.910	23,727.50	9,500.82	LT
	Aug 10, 20	250,000	64.148	16,037.00	94.910	23,727.50	7,690.50	LT
<b>ROCKWELL AUTOMATION INC NEW</b>								
Symbol: ROK Exchange: NYSE								
EAI: \$2,240 Current yield: 1.77%								
Security total		1,500,000	80.792	121,188.02		201,405.00	80,216.98	
	Oct 12, 18	50,000	174.577	8,728.86	252.670	12,633.50	3,904.64	LT
	Oct 29, 18	100,000	157.575	15,757.50	252.670	25,267.00	9,509.50	LT
	Nov 20, 18	100,000	166.949	16,694.99	252.670	25,267.00	8,572.01	LT
	Aug 5, 19	100,000	152.230	15,223.00	252.670	25,267.00	10,044.00	LT
	Jan 30, 20	150,000	194.514	29,177.22	252.670	37,900.50	8,723.28	LT
Security total		500,000	171.163	85,581.57		126,335.00	40,753.43	
<b>S&amp;P GLOBAL INC</b>								
Symbol: SPGI Exchange: NYSE								
EAI: \$680 Current yield: 0.90%								
Security total		200,000	429.905	85,980.92		75,300.00	-10,680.92	
	Jul 7, 21	150,000	419.352	62,902.92	376.500	56,475.00	-6,427.92	ST
	Dec 2, 21	50,000	461.560	23,078.00	376.500	18,825.00	-4,253.00	ST
<b>SALESFORCE, INC.</b>								
Symbol: CRM Exchange: NYSE								
Security total		300,000	179.407	53,822.28	175.940	52,782.00	-1,040.28	LT
	May 11, 20	200,000	174.965	34,993.00	175.940	35,188.00	195.00	LT
	Jun 8, 20	500,000	177.631	88,815.28		87,970.00	-845.28	LT

continued next page



Portfolio Management Program  
April 2022

Account name:  
Friendly account name:  
Account number:

Your assets • Equities • Common stock (continued)

Holding	Trade date	Number of shares	Purchase price/ Average price per share (\$)	Cost basis (\$)	Price per share on Apr 29 (\$)	Value on Apr 29 (\$)	Unrealized gain or loss (\$)	Holding period
---------	------------	------------------	--	-----------------	--------------------------------	----------------------	------------------------------	----------------

SHERWIN WILLIAMS CO

Symbol: SHW Exchange: NYSE

EAI: \$1,200 Current yield: 0.87%

	May 11, 20	300,000	186.403	55,921.00	274.960	82,488.00	26,567.00	LT
	Jun 8, 20	150,000	192.666	28,900.00	274.960	41,244.00	12,344.00	LT
	Aug 21, 20	50,000	222.715	11,135.75	274.960	13,748.00	2,612.25	LT
Security total		500,000	191.914	95,956.75		137,480.00	41,523.25	

TEKAS INSTRUMENTS

Symbol: TXN Exchange: OTC

EAI: \$5,750 Current yield: 2.70%

	Aug 10, 18	250,000	110.226	27,556.54	170.250	42,562.50	15,005.96	LT
	Aug 27, 18	50,000	114.820	5,741.03	170.250	8,512.50	2,771.47	LT
	Oct 10, 18	50,000	100.080	5,004.00	170.250	8,512.50	3,508.50	LT
	Oct 12, 18	100,000	101.159	10,115.92	170.250	17,025.00	6,909.08	LT
	Oct 29, 18	50,000	89.320	4,466.00	170.250	8,512.50	4,046.50	LT
	Nov 20, 18	250,000	95.270	23,817.58	170.250	42,562.50	18,744.92	LT
	Dec 24, 18	250,000	88.580	22,145.18	170.250	42,562.50	20,417.32	LT
	Jan 30, 20	250,000	124.227	31,056.85	170.250	42,562.50	11,505.65	LT
Security total		1,250,000	103.922	129,903.10		212,812.50	82,909.40	

THERMO FISHER SCIENTIFIC INC

Symbol: TMO Exchange: NYSE

EAI: \$360 Current yield: 0.22%

	May 2, 19	100,000	274.860	27,486.00	552.920	55,292.00	27,806.00	LT
	Jul 30, 19	100,000	284.343	28,434.31	552.920	55,292.00	26,857.69	LT
	Aug 5, 19	100,000	271.541	27,154.17	552.920	55,292.00	28,137.83	LT
Security total		300,000	276.915	83,074.48		165,876.00	82,801.52	

TDX COS INC NEW

Symbol: TDX Exchange: NYSE

EAI: \$1,770 Current yield: 1.93%

	Oct 12, 18	100,000	54.762	5,476.25	61.280	6,128.00	651.75	LT
	Nov 12, 18	150,000	54.770	8,215.50	61.280	9,192.00	976.50	LT
	Nov 20, 18	250,000	47.980	11,995.10	61.280	15,320.00	3,324.90	LT
	May 6, 19	500,000	53.610	26,805.00	61.280	30,640.00	3,835.00	LT
	Aug 5, 19	250,000	50.796	12,699.22	61.280	15,320.00	2,620.78	LT
	Jan 30, 20	250,000	60.337	15,084.28	61.280	15,320.00	235.72	LT
Security total		1,500,000	53.517	80,275.35		91,920.00	11,644.65	

Security total

continued next page



Account name:  
Friendly account name:  
Account number:

Your assets, Equities, Common stock (continued)

Holding	Trade date	Number of shares	Purchase price Average price per share (\$)	Cost basis (\$)	Price per share on Apr 29 (\$)	Value on Apr 28 (\$)	Unrealized gain or loss (\$)	Holding period
<b>TRUIST FINL CORP</b>								
Symbol: TFC Exchange: NYSE								
EAI: \$5,760 Current yield: 3.97%								
	Aug 10, 18	18,000	55.605	1,000.89	48.350	870.30	-130.59	LT
	Aug 27, 18	129,500	57.199	7,407.34	48.350	6,261.33	-1,146.01	LT
	Oct 12, 18	259,000	49.251	12,756.26	48.350	12,522.65	-233.61	LT
	Oct 16, 18	398,500	47.525	18,463.50	48.350	18,783.98	320.48	LT
	Dec 4, 18	647,500	45.775	29,639.60	48.350	31,306.63	1,667.03	LT
	Dec 24, 18	647,500	36.487	23,625.40	48.350	31,306.63	7,681.23	LT
	Jan 30, 20	410,000	51.905	21,281.05	48.350	19,823.50	-1,457.55	LT
	Aug 10, 20	500,000	39.397	19,698.50	48.350	24,175.00	4,476.50	LT
Security total		3,000,000	44.624	133,872.54		145,050.00	11,177.48	
<b>UNION PACIFIC CORP</b>								
Symbol: UNP Exchange: NYSE								
EAI: \$4,720 Current yield: 2.01%								
	Aug 27, 18	200,000	151.204	30,240.86	234.290	46,858.00	16,617.14	LT
	Oct 10, 18	50,000	156.770	7,838.50	234.290	11,714.50	3,876.00	LT
	Oct 12, 18	100,000	154.273	15,427.30	234.290	23,429.00	8,001.70	LT
	Nov 20, 18	150,000	143.196	21,479.78	234.290	35,143.50	13,663.72	LT
	Dec 24, 18	250,000	128.724	32,181.05	234.290	58,572.50	26,391.45	LT
	Sep 3, 19	250,000	160.020	40,005.00	234.290	58,572.50	18,567.50	LT
Security total		1,000,000	147.172	147,172.49		234,290.00	87,117.51	
<b>UNITED PARCEL SERVICE INC CL B</b>								
Symbol: UPS Exchange: NYSE								
EAI: \$6,080 Current yield: 3.38%								
	Dec 11, 20	500,000	167.800	83,900.00	179.980	89,990.00	6,090.00	LT
	Feb 2, 21	250,000	158.534	39,633.70	179.980	44,995.00	5,361.30	LT
	Mar 26, 21	250,000	164.951	41,237.90	179.980	44,995.00	3,757.10	LT
Security total		1,000,000	164.772	164,771.60		179,980.00	15,208.40	
<b>UNITEDHEALTH GROUP INC</b>								
Symbol: UNH Exchange: NYSE								
EAI: \$2,900 Current yield: 1.14%								
	Aug 10, 18	100,000	260.894	26,089.40	508.550	50,855.00	24,765.60	LT
	Aug 27, 18	50,000	264.871	13,243.59	508.550	25,427.50	12,183.91	LT
	Oct 12, 18	50,000	259.328	12,966.44	508.550	25,427.50	12,461.06	LT
	Nov 20, 18	100,000	264.005	26,400.50	508.550	50,855.00	24,454.50	LT
	Apr 17, 19	100,000	212.396	21,239.68	508.550	50,855.00	29,615.32	LT

continued next page



Portfolio Management Program

April 2022

Account name:  
Friendly account name:  
Account number:

Your assets • Equities • Common stock (continued)

Holding	Trade date	Number of shares	Purchase price Average price per share (\$)	Cost basis (\$)	Price per share on Apr 29 (\$)	Value on Apr 29 (\$)	Unrealized gain or loss (\$)	Holding period
Security total	May 2, 19	100,000	229.871	22,987.19	508.550	50,855.00	27,867.81	LT
		500,000	245.854	122,926.80		254,275.00	131,348.20	

VISA INC CLA

Symbol: V Exchange: NYSE

EAI: \$1,500 Current yield: 0.70%

	Aug 3, 18	250,000	138.779	34,694.98	213.130	53,282.50	18,587.52	LT
	Aug 27, 18	50,000	149.281	7,264.07	213.130	10,656.50	3,392.43	LT
	Oct 10, 18	180,000	138.140	13,814.06	213.130	21,313.00	7,498.94	LT
	Oct 12, 18	100,000	139.350	13,935.00	213.130	21,313.00	7,378.00	LT
	Nov 20, 18	250,000	132.097	33,024.25	213.130	53,282.50	20,258.25	LT
	Feb 21, 19	250,000	144.217	36,054.25	213.130	53,282.50	17,228.25	LT
Security total		1,000,000	138.787	138,786.61		213,130.00	74,343.39	
Total				\$6,719,233.91		\$9,672,222.50	\$2,952,988.61	

Total estimated annual income: \$155,307

Fixed income

Municipal securities

Prices are obtained from independent quotation bureaus that use computerized valuation formulas to calculate current values. Actual market values may vary and thus gains/losses may not be accurately reflected. Cost basis has been automatically adjusted for mandatory amortization of bond premium on coupon tax-waiver municipal securities using the constant yield method and for accreted original issue

discount for securities issued at a discount. When original cost basis is displayed, amortization has been done using the constant yield method, otherwise amortization has been done using the straight line method.

Holding	Trade date	Total face value at maturity (\$)	Purchase price (\$)	Adjusted cost basis (\$)	Price on Apr 29 (\$)	Value on Apr 29 (\$)	Unrealized gain or loss (\$)	Holding period
NORTH CAROLINA MED CARE								
SR A RV	BEV/							
PRE-REFUNDED								
RATE 05.0000% MATURES 10/01/27								
PREREFUNDED 10/01/22 @ 100.00								
ACCRUED INTEREST \$388.89								
CUSIP 65821DMA6								
Moody: A2 S&P: Not rated								
EAI: \$5,000 Current yield: 4.93%								
Original cost basis: \$110,634.00	Sep 10, 18	100,000.000	101.140	101,140.98	101.444	101,444.00	303.02	LT

continued next page



Account name:  
Friendly account name:  
Account number:

Your assets • Fixed Income • Municipal securities (continued)

Holding	Trade date	Total face value at maturity (\$)	Purchase price (\$)	Adjusted cost basis (\$)	Price on Apr 29 (\$)	Value on Apr 29 (\$)	Unrealized gain or loss (\$)	Holding period
UNIV NC CHARLOTTE								
RV BEW/								
PRE-REFUNDED								
RATE 04.000% MATURES 04/01/37								
PREREFUNDED 04/01/25 @ 100.00								
ACCRUED INTEREST \$311.11								
CUSIP 914716E43								
Moody: Aa3 S&P: A+								
EAI: \$4,000 Current yield: 3.83%								
Original cost basis: \$101,688.00								
Oct 17, 18		100,000.000	100.812	100,812.40	104,348	104,348.00	3,535.60	LT
MECKLENBURG CNTY NC								
SR B BEW/								
RATE 04.000% MATURES 12/01/29								
CALLABLE 12/01/26 @ 100.00								
ACCRUED INTEREST \$1,644.44								
CUSIP 584002U74								
Moody: Aaa S&P: AAA								
EAI: \$4,000 Current yield: 3.78%								
Original cost basis: \$110,696.00								
Aug 13, 18		100,000.000	106.186	106,186.95	105.729	105,729.00	-457.95	LT
MECKLENBURG CNTY NC								
2018 BEW/								
RATE 03.000% MATURES 03/01/30								
CALLABLE 03/01/28 @ 100.00								
ACCRUED INTEREST \$483.33								
CUSIP 584002WES								
Moody: Aaa S&P: AAA								
EAI: \$3,000 Current yield: 2.97%								
Original cost basis: \$100,400.00								
Sep 25, 18		100,000.000	100.260	100,260.43	100.926	100,926.00	665.57	LT
MORRISVILLE NC WTR SWR								
BEW/								
RATE 05.000% MATURES 08/01/30								
CALLABLE 08/01/28 @ 100.00								
ACCRUED INTEREST \$1,222.22								
CUSIP 618813HG7								
Moody: Aaa S&P: AAA								
EAI: \$5,000 Current yield: 4.41%								
Original cost basis: \$119,267.00								
Nov 28, 18		100,000.000	113.019	113,019.97	113.450	113,450.00	430.03	LT

continued next page



Account name:  
Friendly account name:  
Account number:

Your assets , Fixed income , Municipal securities (continued)

Holding	Trade date	Total face value at maturity (\$)	Purchase price(\$)	Adjusted cost basis (\$)	Price on Apr 29 (\$)	Value on Apr 29 (\$)	Unrealized gain or loss (\$)	Holding period
MOORE CNTY N C GO SCH								
SR A								
BEV/								
RATE 03.000% MATURES 01/15/32								
CALLABLE 01/15/29 @ 100.00								
ACCRUED INTEREST 1966.67								
CUSIP 615683MH9								
Moody: Aa1 S&P: AA+								
EAI: \$3,000 Current yield: 3.01%								
Original cost basis: \$102,478.00								
Mar 22, 19		100,000.000	101,765	101,765.72	99,531	99,531.00	-2,234.72	LT
NORTH CAROLINA TRK AUTH								
SR A RV								
BEV/								
RATE 04.000% MATURES 01/01/33								
CALLABLE 01/01/28 @ 100.00								
ACCRUED INTEREST \$1,311.11								
CUSIP 65890VAAS								
Moody: Aa1 S&P: AA+								
EAI: \$4,000 Current yield: 3.82%								
Original cost basis: \$107,964.00								
Jan 15, 19		100,000.000	105,279	105,279.91	104,715	104,715.00	-564.91	LT
DURHAM NC LTD OBLIG								
RV								
BEV/								
RATE 04.000% MATURES 04/01/35								
CALLABLE 04/01/28 @ 100.00								
ACCRUED INTEREST \$311.11								
CUSIP 26678PF2								
Moody: Aa1 S&P: AA+								
EAI: \$4,000 Current yield: 3.85%								
Original cost basis: \$105,859.00								
Aug 13, 18		100,000.000	103,814	103,814.46	103,811	103,811.00	-3.46	LT
BRUNSWICK CO NC								
BEV/								
RATE 03.000% MATURES 08/01/35								
CALLABLE 08/01/30 @ 100.00								
ACCRUED INTEREST \$733.33								
CUSIP 117061WU1								
Moody: Aa1 S&P: AAA								
EAI: \$3,000 Current yield: 3.15%								
Original cost basis: \$113,267.00								
Jun 23, 20		100,000.000	111,772	111,772.40	95,351	95,351.00	-16,421.40	LT

continued next page



Account name:  
Friendly account name:  
Account number:

Your assets • Fixed Income • Municipal securities (continued)

Holding	Trade date	Total face value at maturity (\$)	Purchase price(\$)	Adjusted cost basis (\$)	Price on Apr 29 15)	Value on Apr 29 (\$)	Unrealized gain or loss (\$)	Holding period
<b>NORTH CAROLINA CAP FACS</b>								
RV BE/R/								
RATE 04.000% MATURES 01/01/26								
CALLABLE 07/01/26 @ 100.00								
ACCRUED INTEREST \$1,311.11								
CUSIP 65818PKR9								
Moody: Aaa S&P: AA								
EAI: \$4,000 Current yield: 3.89%								
Original cost basis: \$105,242.00	Aug 14, 18	100,000.000	102,937	102,937.43	102.736	102,736.00	-201.43	LT
<b>NEW HANOVER CNTY NC</b>								
OID96.505 BE /V/								
RATE 03.500% MATURES 09/01/37								
CALLABLE 09/01/28 @ 100.00								
ACCRUED INTEREST \$563.89								
CUSIP 6448005X8								
Moody: Aaa S&P: AAA								
EAI: \$3,500 Current yield: 3.48%								
Original cost basis: \$97,150.00	Oct 29, 18	100,000.000	97,540	97,540.63	100.444	100,444.00	2,903.37	LT
<b>FORSTYTH CNTY N C PUB</b>								
SR A OID97.686 BE/R/								
RATE 03.125% MATURES 03/01/38								
CALLABLE 03/01/29 @ 100.00								
ACCRUED INTEREST \$503.47								
CUSIP 346623GM7								
Moody: Aaa S&P: AAA								
EAI: \$3,125 Current yield: 3.28%								
Original cost basis: \$99,100.00	Mar 08, 19	100,000.000	99,212	99,212.42	95.286	95,286.00	-3,926.42	LT
<b>ORANGE WTR &amp; SWR ALTH N</b>								
RV BE/R/								
RATE 03.000% MATURES 06/01/38								
CALLABLE 06/01/29 @ 100.00								
ACCRUED INTEREST \$1,233.33								
CUSIP 685349HA3								
Moody: Aa1 S&P: AAA								
EAI: \$3,000 Current yield: 3.22%								
Original cost basis: \$105,899.00	Dec 24, 19	100,000.000	104,546	104,546.37	93.177	93,177.00	-11,369.37	LT

continued next page



Portfolio Management Program

April 2022

Account name:  
Friendly account name:  
Account number:

Your assets , Fixed Income , Municipal securities (continued)

Holding	Trade date	Total face value at maturity (\$)	Purchase price(\$)	Adjusted cost basis (\$)	Price on Apr 29 (\$)	Value on Apr 29 (\$)	Unrealized gain or loss (\$)	Holding period
<b>CAPE FEAR PUB UTIL AUTH</b>								
SR A RV	BE/RV							
RATE 04.000% MATURES 08/01/38								
CALLABLE 08/01/29 @ 100.00								
ACCRUED INTEREST \$977.78								
CUSIP 139391EY4								
Moody: Aa1 S&P: Aaa								
EAI: \$4,000 Current yield: 3.88%								
Original cost basis: \$114,653.00								
Oct 25, 19		100,000.000	111,224	111,224.76	103,199	103,199.00	-8,025.76	LT
<b>UNIV NC CHARL HILL</b>								
RV	BE/RV							
RATE 05.000% MATURES 12/01/39								
CALLABLE 12/01/31 @ 100.00								
ACCRUED INTEREST \$2,055.56								
CUSIP 914713SS2								
Moody: Aaa S&P: Aaa								
EAI: \$5,000 Current yield: 4.29%								
Original cost basis: \$136,582.00								
Jun 22, 21		100,000.000	133,759	133,759.37	116,448	116,448.00	-17,311.37	ST
<b>CHARLOTTE NC</b>								
RV	BE/RV							
RATE 05.000% MATURES 07/01/42								
CALLABLE 07/01/27 @ 100.00								
ACCRUED INTEREST \$1,638.89								
CUSIP 161036MH8								
Moody: Aa3 S&P: Not rated								
EAI: \$5,000 Current yield: 4.63%								
Original cost basis: \$120,282.00								
Dec 24, 19		100,000.000	114,276	114,276.21	107,895	107,895.00	-6,381.21	LT
<b>CHARLOTTE NC</b>								
RV	BE/RV							
RATE 04.000% MATURES 07/01/47								
CALLABLE 07/01/28 @ 100.00								
ACCRUED INTEREST \$1,311.11								
CUSIP 161045PFO								
Moody: Aaa S&P: Aaa								
EAI: \$4,000 Current yield: 3.91%								
Original cost basis: \$104,484.00								
Jan 15, 19		100,000.000	103,084	103,084.60	102,296	102,296.00	-788.60	LT

continued next page



Account name:  
Friendly account name:  
Account number:

Your assets, Fixed Income, Municipal securities (continued)

Holding	Trade date	Total face value at maturity (\$)	Purchase price (\$)	Adjusted cost basis (\$)	Price on Apr 29 (\$)	Value on Apr 29 (\$)	Unrealized gain or loss (\$)	Unrealized gain or loss (\$)	Holding period
NORTH CAROLINA CAP FACS									
RV BEV									
RATE 04.0000% MATURES 01/01/48									
CALLABLE 01/01/28 @ 100.00									
ACCRUED INTEREST \$1,311.11									
CUSIP 65818PNA3									
Moody: Aaa S&P: AA									
EAI: \$4,000 Current yield: 3.98%									
Original cost basis: \$103,867.00									
Total									
	Aug 29, 18	100,000.000	102,494	102,494.83	100,511	100,511.00	-1,983.83		LT
Total		\$1,800,000.000		\$1,913,129.84		\$1,851,297.00		-\$61,832.84	
Total accrued interest: \$18,178.46									
Total estimated annual income: \$70,625									

Closed end funds & Exchange traded products

Total reinvested is the total of all reinvested dividends. It does not include any cash dividends. It is not a tax lot for the purposes of determining holding periods or cost basis. The shares you receive each time you reinvest dividends become a separate tax lot.

Cost basis is the total purchase cost of the security, including reinvested dividends. The cost basis may need to be adjusted for return of capital payments in order to determine the adjusted cost basis for tax reporting purposes.

Unrealized (tax) gain or loss is the difference between the current value and the cost basis and would generally be your taxable gain or loss if the security was sold on this date. The unrealized (tax) gain or loss may need to be adjusted for return of capital payments in order to determine the realized gain or loss for tax reporting purposes.

Investment return is the current value minus the amount you invested. It does not include shares that are not reflected on your statement, including shares that have been realized as either a gain or a loss. It also does not include cash dividends that were not reinvested.

Holding	Number of shares	Purchase price/ Average price per share (\$)	Client investment (\$)	Cost basis (\$)	Price per share on Apr 29 (\$)	Value on Apr 29 (\$)	Unrealized (tax) gain or loss (\$)	Investment return (\$)	Holding period
ISHARES TIPS BOND ETF									
Symbol: TIP									
Trade date: Apr 21, 20									
	2,500,000	120.940	302,350.00	302,350.00	121.070	302,675.00	325.00		LT
Trade date: May 21, 20									
	2,500,000	121.955	304,887.50	304,887.50	121.070	302,675.00	-2,212.50		LT
Trade date: Jun 5, 20									
	2,500,000	120.601	301,504.50	301,504.50	121.070	302,675.00	1,170.50		LT
Trade date: Aug 17, 21									
	2,500,000	129.525	323,812.50	323,812.50	121.070	302,675.00	-21,137.50		ST
EAI: \$66,950 Current yield: 5.53%									
Security total									
	10,000,000	123.255	1,232,554.50	1,232,554.50		1,210,700.00	-21,854.50		
ISHARES NATL MUNI BOND ETF									
Symbol: MUB									
Trade date: Jul 16, 19									
	1,000,000	113.265	113,265.00	113,265.00	106.720	106,720.00	-6,545.00		LT
Trade date: Jul 30, 19									
	2,000,000	113.636	227,273.20	227,273.20	106.720	213,440.00	-13,833.20		LT

continued next page



Portfolio Management Program  
April 2022

Account name:  
Friendly account name:  
Account number:

Your assets, Fixed Income, Closed end funds & Exchange traded products (continued)

Holding	Number of shares	Purchase price/ Average price per share (\$)	Client Investment (\$)	Cost basis (\$)	Price per share on Apr 29 (\$)	Value on Apr 29 (\$)	Unrealized gain or loss (\$)	Investment return (\$)	Holding period
EAI: \$10,190 Current yield: 1.91%									
Trade date: Nov 25, 19	2,000,000	113.958	227,916.45	227,916.45	106.720	213,440.00	-14,476.45		LT
Security total	5,000,000	113.691	568,454.65	568,454.65		533,600.00	-34,854.65	-34,854.65	
VANGUARD TAX-EXEMPT BOND INDEX ETF									
Symbol: VTEB									
Trade date: Sep 13, 19	2,000,000	53.335	106,670.00	106,670.00	50.080	100,160.00	-6,510.00		LT
Trade date: Jan 30, 20	3,000,000	54.419	163,257.00	163,257.00	50.080	150,240.00	-13,017.00		LT
Trade date: Apr 21, 20	5,000,000	53.220	266,100.00	266,100.00	50.080	250,400.00	-15,700.00		LT
Trade date: Dec 11, 20	2,500,000	55.050	137,625.00	137,625.00	50.080	125,200.00	-12,425.00		LT
Trade date: Aug 17, 21	2,500,000	55.290	138,225.00	138,225.00	50.080	125,200.00	-13,025.00		ST
Trade date: Dec 7, 21	5,000,000	54.905	274,525.00	274,525.00	50.080	250,400.00	-24,125.00		ST
EAI: \$17,420 Current yield: 1.74%									
Security total	20,000,000	54.320	1,086,402.00	1,086,402.00		1,001,600.00	-84,802.00	-84,802.00	
VANGUARD SHORT-TERM INFLATION PROTECTED SEC INDEX FD ETF									
Symbol: VTIP									
Trade date: Oct 21, 21	5,000,000	52.009	260,045.00	260,045.00	50.670	253,350.00	-6,695.00		ST
Trade date: Dec 7, 21	2,500,000	52.195	130,487.50	130,487.50	50.670	126,675.00	-3,812.50		ST
Trade date: Mar 24, 22	2,500,000	51.805	129,512.50	129,512.50	50.670	126,675.00	-2,837.50		ST
EAI: \$28,000 Current yield: 5.53%									
Security total	10,000,000	52.005	520,045.00	520,045.00		506,700.00	-13,345.00	-13,345.00	
Total			\$3,407,456.15	\$3,407,456.15		\$3,252,600.00	-\$154,856.15	-\$154,856.15	
Total estimated annual income: \$122,560									





Portfolio Management Program

April 2022

Account name:  
Friendly account name:  
Account number:

Account activity this month (continued)

Date	Activity	Description	Amount (\$)
<b>Dividend and Interest Income (continued)</b>			
<b>Taxable dividends (continued)</b>			
Apr 6	Dividend	VANGUARD SHORT-TERM INFLATION PROTECTED SEC INDEX FD ETF PAID ON 10000 SYMBOL: VTIP	4,859.00
Apr 7	Dividend	ISHARES TIPS BOND ETF PAID ON 10000 SYMBOL: TIP	7,983.69
Apr 8	Foreign Dividend	CHUBB LTD CHF PAID ON 1000 SYMBOL: CB	800.00
Apr 12	Foreign Dividend	DIAGEO PLC NEW GB SPON ADR PAID ON 1000 CUSIP: 25243QZ05 / SYMBOL: DEO	1,532.94
Apr 14	Dividend	REPUBLIC SERVICES INC PAID ON 1500 SYMBOL: RSG	690.00
Apr 14	Dividend	THERMO FISHER SCIENTIFIC INC PAID ON 300 SYMBOL: TMO	90.00
Apr 19	Dividend	DOLLAR GEN CORP NEW PAID ON 500 SYMBOL: DG	275.00
Apr 22	Foreign Dividend	MEDTRONIC PLC PAID ON 1500 SYMBOL: MDT	945.00
Apr 27	Dividend	COMCAST CORP NEW CL A PAID ON 4000 SYMBOL: CMCSA	1,080.00
Apr 27	Dividend	CISCO SYSTEMS INC PAID ON 4000 SYMBOL: CSCO	1,520.00
Apr 28	Dividend	AMERKAN TOWER CORP REIT PAID ON 500 SYMBOL: AMT	700.88
Apr 28	Dividend	DANAHER CORP PAID ON 500 SYMBOL: DHR	125.00
<b>Total taxable dividends</b>			<b>\$22,823.13</b>
Apr 6	Dividend	VANGUARD TAX-EXEMPT BOND INDEX ETF PAID ON 20000 SYMBOL: VTES	1,364.00
Apr 7	Dividend	ISHARES NATL MUNI BOND ETF PAID ON 10000 SYMBOL: MUB	1,651.58
Apr 7	Dividend	VANECK HIGH YIELD MUNI ETF PAID ON 10000 SYMBOL: HYD	1,695.00
<b>Total tax-exempt dividends</b>			<b>\$4,710.58</b>

Tax-exempt dividends



Account activity this month (continued)

Dividend and Interest Income (continued)

Taxable interest

Tax-exempt interest

Date	Activity	Description	Amount (\$)	
Apr 7	Interest	UBS INSURED SWEEP PROGRAM AS OF 04/06/22	6.13	
<b>Total taxable interest</b>			<b>\$6.13</b>	
Apr 1	Interest	NORTH CAROLINA MED CARE SR A RV 071112 CALLABLE PRE-REFUNDED PAID ON CUSIP: 65821DMA6	2,500.00	
Apr 1	Interest	UNIV NC CHARLOTTE RV CALLABLE PRE-REFUNDED PAID ON CUSIP: 914716E43	2,000.00	
Apr 1	Interest	DURHAM NC LTD OBLG RV CALLABLE PAID ON CUSIP: 26678RF72	2,000.00	
<b>Total tax-exempt interest</b>			<b>\$6,500.00</b>	
<b>Total dividend and interest income</b>			<b>\$34,039.84</b>	
Minimum Payment Due	Payment Due Date	Credit line	Available Credit Line	Outstanding balance
\$35.00	May 23, 2022		\$44,862.04	\$137.96

We provide this information on your UBS Visa credit cards solely as a courtesy to you. The UBS Visa credit card and account are issued by UBS Bank USA. UBS Bank USA sends you the official statement for this account and you should make your payment according to their instructions. We do not include your outstanding credit card balance in the value of your account with UBS Financial Services Inc.

UBS Visa credit cards)  
Payment Information  
for May 23, 2022

Date	Activity	Description	Amount (\$)
Apr 12	Fee	DIAGED PLC NEW GB SPON ADR CUSIP: 25243QZ05 / SYMBOI. DEO	-10.00
Apr 19	Refund	Prior Quarter Fee Adjustment	1,365.34
Apr 26	Fee Charged	Current Quarter Advisory Fee	-19,776.66
<b>Total professional management fees</b>			<b>-\$18,411.32</b>
<b>Total other fees</b>			<b>-\$10.00</b>
Date	Activity	Description	Amount (\$)
Apr 6	Withdrawal	FEDERAL FUNDS TO Kelly Daughtry for Congress AT FIRST-CITIZENS BANK & TRUST	-750,000.00
<b>Total other funds debited</b>			<b>-\$750,000.00</b>



Portfolio Management Program  
April 2022

Account name:  
Friendly account name:  
Account number:

Account activity this month (continued)

Investment transactions

For more information about the price/value shown for restricted securities, see *Important information about your statement* at the end of this document.

Date	Activity	Description	Quantity	Value (\$)	Price (\$)	Proceeds from investment transactions (\$)	Funds withdrawn for investments bought (\$)	Accrued interest (\$)
Apr 8	Sold	ISSAHERS NATL MUNI BOND ETF SYMBOL: MUB	-5,000.000	108,720.100		543,597.73		
Apr 8	Sold	NIKE INC CL B SYMBOL: NKE	-500.000	126,935.000		63,467.18		
Apr 8	Sold	VAANECK HIGH YIELD MUNI ETF SYMBOL: HYD	-10,000.000	56,921.512		569,212.22		
Apr 8	Sold	STARBUCKS CORP SYMBOL: SBUX	-1,000.000	82,560.100		82,559.68		
<b>Total</b>						<b>\$1,259,896.81</b>		

Date	Activity	Description	Amount (\$)
Mar 31	Balance forward		\$797,319.02
Apr 4	Deposit	UBS INSURED SWEEP PROGRAM	8,712.50
Apr 7	Withdrawal	UBS INSURED SWEEP PROGRAM AS OF 04/06/22	-743,767.00
Apr 7	Deposit	UBS INSURED SWEEP PROGRAM AS OF 04/06/22	6.13
Apr 8	Deposit	UBS INSURED SWEEP PROGRAM	11,330.27
Apr 11	Deposit	UBS INSURED SWEEP PROGRAM	1,259,636.81
Apr 13	Deposit	UBS INSURED SWEEP PROGRAM	1,522.94
Apr 18	Deposit	UBS INSURED SWEEP PROGRAM	780.00
Apr 20	Deposit	UBS INSURED SWEEP PROGRAM	1,640.34
Apr 25	Deposit	UBS INSURED SWEEP PROGRAM	945.00
Apr 27	Withdrawal	UBS INSURED SWEEP PROGRAM AS OF 04/26/22	-19,776.66
Apr 28	Deposit	UBS INSURED SWEEP PROGRAM	2,600.00
Apr 29	Deposit	UBS INSURED SWEEP PROGRAM	825.00
Apr 29	Closing UBS Insured Sweep Program		\$1,921,774.35



## Realized gains and losses

The estimated realized gains and losses shown below are not for tax purposes. Please note that gain or loss recognized on the sale or redemption of certain Structured Products, like Contingent Debt Securities, may be ordinary, and not capital, gain or loss. Please check with your tax advisor. To calculate gains and losses, we rankdate the oldest security lot first. This is known as the first-in, first-out or FIFO accounting method. We use this method unless you specified which tax lot to close when you placed your order. This is known as a vintage purchases or VSP order. See important information about your statement at the end of this document for more

information. We may not adjust gains and losses for all capital changes. We automatically adjust cost basis for tax-exempt and AMT coupon municipal securities for estimated amortization of bond premiums and for accreted OID for securities issued at a discount. If you requested that UBS adjust cost basis for the bond premium amortization on taxable debt securities then cost basis reflected for these securities has been adjusted. Estimates in the Unclassified section can not be classified as short term or long term because information is missing, or the product is one in which the gain/loss calculation is not provided.

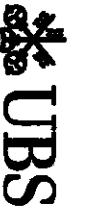
## Short-term capital gains and losses

Security description	Method	Quantity or face value	Purchase date	Sale date	Sale amount (\$)	Cost basis (\$)	Wash sale cost basis adjustment(\$)	Loss (\$)	Gain (\$)
<b>SHARES NATL MUNI BOND</b>									
ETF	VSP	2,000,000	May 25, 21	Apr 06, 22	217,439.09	233,800.00		-16,360.91	
NIKE INC CL B	FIFO	300,000	Nov 30, 21	Apr 06, 22	38,080.31	51,307.50		-13,227.19	
	FIFO	200,000	Dec 02, 21	Apr 06, 22	25,386.87	33,944.46		-8,557.59	
STARBUCKS CORP	FIFO	500,000	Nov 30, 21	Apr 06, 22	41,279.84	55,156.75		-13,876.91	
	FIFO	250,000	Dec 02, 21	Apr 06, 22	20,639.92	27,961.25		-7,321.33	
	FIFO	250,000	Mar 04, 22	Apr 06, 22	20,639.92	22,481.73		-1,841.81	
<b>VANECK HIGH YIELD MUNI</b>									
ETF	FIFO	2,500,000	Aug 17, 21	Apr 06, 22	142,303.05	158,787.50		-16,484.45	
<b>Total</b>					<b>\$505,769.00</b>	<b>\$583,439.19</b>		<b>-\$77,670.19</b>	

Net short-term capital gains and losses

## Long-term capital gains and losses

Security description	Method	Quantity or face value	Purchase date	Sale date	Sale amount (\$)	Cost basis (\$)	Wash sale cost basis adjustment(\$)	Loss (\$)	Gain (\$)
<b>SHARES NATL MUNI BOND</b>									
ETF	VSP	1,000,000	Dec 11, 20	Apr 06, 22	108,719.55	117,081.70		-8,362.15	
	VSP	2,000,000	Dec 23, 20	Apr 06, 22	217,439.09	234,091.00		-16,651.91	
<b>VANECK HIGH YIELD MUNI</b>									
ETF	FIFO	2,500,000	Jun 05, 20	Apr 06, 22	142,303.06	146,000.00		-3,696.94	
	FIFO	2,500,000	Dec 11, 20	Apr 06, 22	142,303.05	153,613.00		-11,309.95	
	FIFO	2,500,000	Mar 03, 21	Apr 06, 22	142,303.06	153,822.24		-11,519.18	
<b>Total</b>					<b>\$753,067.81</b>	<b>\$804,607.94</b>		<b>-\$51,540.13</b>	
Net long-term capital gains or losses									
Net capital gains/losses:									
								<b>-\$129,210.32</b>	



Portfolio Management Program

April 2022

Account name:  
Friendly account name:  
Account number:

Your assets

Some prices, income and current values shown may be approximate. As a result, gains and losses may not be accurately reflected. See important information about your statement at the end of this document for more information.

Cash

Cash and money balances

Cash and money balances include available cash balances, UBS Bank USA deposit account balances, UBS FDIC Insured Deposit Program Bank deposit account balances, UBS Insured Sweep Program deposit account balances, UBS AG Stamford Branch deposit account balances and money market mutual fund sweep balances.

Deposit account balances at UBS Bank USA and all banks participating in the UBS FDIC-Insured Deposit Program and the UBS Insured Sweep Program are insured by the FDIC, up to \$250,000 per depositor per ownership category, but are not protected by SIPC. UBS AG Stamford Branch deposit account balances are not insured by the FDIC and are not protected by SIPC. Money market sweep balances are protected by SIPC but are not insured by the FDIC.

For FDIC insurance purposes, deposit balances include deposit account balances held at UBS Bank USA through the UBS cash sweep programs, Certificates of Deposits and UBS Core Savings. FDIC insurance is calculated by ownership category (e.g., single, joint, retirement, business, trust). As a result, you will need to review your deposit amounts in each ownership category to determine whether your deposit balances are fully insured. For more information, visit www.fdic.gov. Please review this section as well as the "Cash alternatives" and "Fixed Income" sections to review the current deposit balances held at UBS Bank USA.

See the important information about your statement at the end of this document for details about those balances.

Holding	Operating balance on Apr 1 (\$)	Closing balance on Apr 29 (\$)
UBS Insured Sweep Prgm	8,899,833	8,881,61

UBS Insured Sweep Program

Priority	Bank Name	Closing balance on Apr 29 (\$)	Status
1	UBS Bank USA	8,881,61	(2)
2	Goldman Sachs Bank	0.00	(2)
3	Congressional Bank	0.00	(2)
4	Barclays Bank Delaware	0.00	(2)
5	Western Alliance Bank	0.00	(2)

Priority	Bank Name	Closing balance on Apr 29 (\$)	Status
6	Bank of the West	0.00	(2)
7	BankUnited, N.A.	0.00	(2)
8	Morgan Stanley Bank, NA	0.00	(2)
9	Morgan Stanley Private Bank, NA	0.00	(2)
10	HSBC Bank USA	0.00	(2)
TOTAL		\$8,881,61	

Status

(2) - This Bank is at deposit capacity and may temporarily stop taking new deposits until capacity is available



Account name:  
Friendly account names:  
Account number:

Your assets (continued)

Equities

Common stock

Holding	Trade date	Number of shares	Purchase price/ Average price per share (\$)	Cost basis (\$)	Price per share on Apr 29 (\$)	Value on Apr 29 (\$)	Unrealized gain or loss (\$)	Holding period
<b>ADVANCE AUTO PARTS INC</b>								
Symbol: AAP Exchange: NYSE								
EAI: \$600 Current yield: 3.01%								
	Mar 20, 19	75,000	163.964	12,289.87	199.630	14,972.25	2,682.38	LT
	Mar 23, 21	19,000	179.636	3,413.10	199.630	3,792.97	379.87	LT
	Jun 4, 21	6,000	192.988	1,157.93	199.630	1,197.78	39.85	ST
Security total		100,000	168.609	16,860.90		19,963.00	3,102.10	
<b>AECOM</b>								
Symbol: ACM Exchange: NYSE								
EAI: \$135 Current yield: 0.85%								
	Jun 4, 21	225,000	64.560	14,526.00	70.560	15,876.00	1,350.00	ST
<b>ALEXANDRIA REAL ESTATE</b>								
Symbol: ARE Exchange: NYSE								
EAI: \$480 Current yield: 2.53%								
	Aug 19, 19	65,000	148.231	9,635.03	182.160	11,840.40	2,205.37	LT
	Mar 13, 20	30,000	140.055	4,201.95	182.160	5,464.80	1,262.85	LT
	Apr 20, 20	5,000	152.230	761.15	182.160	910.80	149.65	LT
Security total		100,000	145.981	14,598.13		18,216.00	3,617.87	
<b>AMERICAN WATER WORKS CO INC</b>								
NEW								
Symbol: AWK Exchange: NYSE								
EAI: \$351 Current yield: 1.70%								
	Oct 12, 18	34,000	87.570	2,977.38	154.080	5,238.72	2,261.34	LT
	Nov 27, 18	35,000	91.919	3,217.18	154.080	5,392.80	2,175.62	LT
	Feb 1, 19	15,000	95.359	1,430.39	154.080	2,311.20	880.81	LT
	Jul 27, 20	50,000	144.301	7,215.09	154.080	7,704.00	488.91	LT
Security total		134,000	110.747	14,840.04		20,646.72	5,806.68	
<b>AMERIPRISE FINANCIAL INC</b>								
Symbol: AMP Exchange: NYSE								
EAI: \$375 Current yield: 1.88%								
	Jul 27, 20	39,000	156.698	6,111.24	265.490	10,354.11	4,242.87	LT
	Oct 30, 20	14,000	159.990	2,239.86	265.490	3,716.86	1,477.00	LT
	Mar 23, 21	22,000	223.145	4,909.21	265.490	5,840.78	931.57	LT
Security total		75,000	176.804	13,260.31		19,911.75	6,651.44	

continued next page



Portfolio Management Program  
April 2022

Account name:  
Friendly account name:  
Account number:

Your assets, Equities, Common stock (continued)

Holding	Trade date	Number of shares	Purchase price/ Average price per share (\$)	Cost basis (\$)	Price per share on Apr 29 (\$)	Value on Apr 29 (\$)	Unrealized gain or loss (\$)	Holding period
---------	------------	------------------	--	-----------------	--------------------------------	----------------------	------------------------------	----------------

AMETEK INC (AMEV)

Symbol: AME Exchange: NYSE  
EAI: \$154 Current yield: 0.70%

	Jul 27, 20	96,000	93.385	8,964.96	126.260	12,120.96	3,156.00	LT
	Oct 30, 20	22,000	97.890	2,153.58	126.260	2,777.72	624.14	LT
	Mar 23, 21	57,000	122.019	6,955.12	126.260	7,196.82	241.70	LT
Security total		175,000	103.278	18,073.66		22,095.50	4,021.84	

AVANTOR INC

Symbol: AVTR Exchange: NYSE  
BOOZ ALLEN HAMILTON HLDG CORP  
CL A

Symbol: BAH Exchange: NYSE  
EAI: \$258 Current yield: 2.11%

	Jun 4, 21	450,000	31.290	14,080.50	31.880	14,346.00	265.50	ST
	Nov 27, 18	35,000	50.649	1,772.72	81.630	2,857.05	1,084.33	LT
	Feb 1, 19	15,000	51.129	766.94	81.630	1,224.45	457.51	LT
	Mar 20, 19	100,000	56.114	5,611.40	81.630	8,163.00	2,551.60	LT
Security total		150,000	54.340	8,151.06		12,244.50	4,083.44	

BRIGHT HORIZONS FAMILY SOLUTIONS INC

Symbol: BFAM Exchange: NYSE  
BURLINGTON STORES INC

Symbol: BURL Exchange: NYSE

	Mar 15, 22	75,000	133.038	9,977.87	114.240	8,568.00	-1,409.87	ST
	Oct 30, 20	40,000	193.390	7,735.60	203.560	8,142.40	406.80	LT
	Feb 9, 21	35,000	266.423	9,324.81	203.560	7,124.60	-2,200.21	LT
Security total		75,000	227.472	17,060.41		15,267.00	-1,793.41	

CITIZENS FINANCIAL GROUP INC

Symbol: CFG Exchange: NYSE  
EAI: \$663 Current yield: 3.96%

	Dec 20, 18	1,000	29.160	29.16	39.400	39.40	10.24	LT
	Feb 1, 19	125,000	34.228	4,278.59	39.400	4,925.00	646.41	LT
	Mar 13, 20	65,000	22.367	1,455.16	39.400	2,561.00	1,105.84	LT
	Jul 27, 20	225,000	24.950	5,613.75	39.400	8,865.00	3,251.25	LT
	Mar 23, 21	9,000	42.548	382.94	39.400	354.60	-28.34	LT
Security total		425,000	27.670	11,759.60		16,745.00	4,985.40	

CURTISS WRIGHT CORP

Symbol: CW Exchange: NYSE  
EAI: \$72 Current yield: 0.50%

	Feb 9, 21	100,000	112.939	11,293.90	142.910	14,291.00	2,997.10	LT
--	-----------	---------	---------	-----------	---------	-----------	----------	----

continued next page



Account name:  
Friendly account name:  
Account number:

Your assets • Equities • Common stock (continued)

Holding	Trade date	Number of shares	Purchase price Average price per share (\$)	Cost basis (\$)	Price per share on Apr 29 (\$)	Value on Apr 29 (\$)	Unrealized gain or loss (\$)	Holding period
<b>DARDEN RESTAURANTS INC</b>								
Symbol: DRI Exchange: NYSE								
EAI: \$880 Current yield: 3.34%								
	Jun 24, 19	25,000	123.726	3,093.16	131.730	3,293.25	200.09	LT
	Oct 23, 19	40,000	109.220	4,368.83	131.730	5,269.20	900.37	LT
	Mar 13, 20	35,000	61.830	2,164.05	131.730	4,610.55	2,446.50	LT
	Jul 27, 20	100,000	76.739	7,673.98	131.730	13,173.00	5,499.02	LT
Security total		200,000	86.500	17,300.02		26,346.00	9,045.98	
<b>EASTMAN CHEMICAL CO</b>								
Symbol: EMIN Exchange: NYSE								
EAI: \$334 Current yield: 2.96%								
	Apr 23, 21	110,000	113.160	12,447.60	102.670	11,293.70	-1,153.90	LT
<b>ENTEGRIS INC</b>								
Symbol: ENTG Exchange: OTC								
EAI: \$40 Current yield: 0.36%								
	Mar 23, 21	101,000	102.474	10,349.88	111.390	11,250.39	900.51	LT
<b>EPAM SYSTEMS INC</b>								
Symbol: EPAM Exchange: NYSE								
	Nov 27, 18	20,000	124.080	2,481.60	264.990	5,299.80	2,818.20	LT
	Dec 20, 18	60,000	113.426	6,805.57	264.990	15,899.40	9,093.83	LT
Security total		80,000	116.090	9,287.17		21,199.20	11,912.03	
<b>FIRST REP BANK</b>								
Symbol: FRC Exchange: NYSE								
EAI: \$112 Current yield: 0.72%								
	Apr 20, 20	100,000	101.115	10,111.50	149.220	14,922.00	4,810.50	LT
	Oct 30, 20	4,000	126.102	504.41	149.220	596.88	92.47	LT
Security total		104,000	102.076	10,615.91		15,518.88	4,902.97	
<b>FMC CORP NEW</b>								
Symbol: FMC Exchange: NYSE								
EAI: \$498 Current yield: 1.60%								
	Sep 23, 19	140,000	89.903	12,586.43	132.540	18,555.60	5,969.17	LT
	Oct 23, 19	50,000	82.417	4,120.86	132.540	6,627.00	2,506.14	LT
	Mar 13, 20	10,000	84.179	841.79	132.540	1,325.40	483.61	LT
	Apr 20, 20	35,000	85.900	3,006.50	132.540	4,638.90	1,632.40	LT
Security total		235,000	87.471	20,555.58		31,146.90	10,591.32	
<b>FORTNET INC</b>								
Symbol: FTNT Exchange: OTC								
	Oct 12, 18	14,000	79.450	1,112.30	289.010	4,046.14	2,933.84	LT
	Nov 27, 18	40,000	70.872	2,834.88	289.010	11,560.40	8,725.52	LT
	Mar 23, 21	21,000	175.510	3,685.71	289.010	6,069.21	2,383.50	LT

continued next page



Portfolio Management Program

April 2022

Account name:  
Friendly account name:  
Account number:

Your assets • Equities • Common stock (continued)

Holding	Trade date	Number of shares	Purchase price/Average price per share (\$)	Cost base (\$)	Price per share on Apr 29 (\$)	Value on Apr 29 (\$)	Unrealized gain or loss (\$)	Holding period
<b>GENERAC HLDGS INC</b>								
Symbol: GNRC Exchange: NYSE	Mar 16, 22	50,000	301.020	15,051.00	219.380	10,969.00	-4,082.00	ST
<b>HOULIHAN LOKEY INC</b>								
Symbol: HLJ Exchange: NYSE	May 28, 19	140,000	46.505	6,510.73	83.290	11,660.60	5,149.87	LT
EAI: \$516 Current yield: 2.07%	Jul 22, 19	120,000	43.873	5,264.81	83.290	9,994.80	4,729.99	LT
Security total	Apr 20, 20	40,000	56.860	2,274.40	83.290	3,331.60	1,057.20	LT
		300,000	46.833	14,049.94		24,987.00	10,937.06	
<b>INGERSOLL RAND INC</b>								
Symbol: IR Exchange: NYSE	Apr 23, 21	400,000	51.557	20,622.84	43.960	17,584.00	-3,038.84	LT
EAI: \$40 Current yield: 0.18%	Dec 20, 21	100,000	57.370	5,737.00	43.960	4,396.00	-1,341.00	ST
Security total		500,000	52.720	26,359.84		21,980.00	-4,379.84	
<b>JAZZ PHARMACEUTICALS PLC</b>								
Symbol: JAZZ Exchange: OTC	Mar 15, 22	75,000	154.967	11,622.53	160.220	12,016.50	393.97	ST
<b>KEYSIGHT TECHNOLOGIES INC COM</b>								
Symbol: KEYS Exchange: NYSE	Nov 5, 21	75,000	186.009	13,950.74	140.270	10,520.25	-3,430.49	ST
<b>LABORATORY CORP AMER HLDGS NEW</b>								
Symbol: LH Exchange: NYSE	May 28, 19	45,000	166.691	7,501.12	240.280	10,812.60	3,311.48	LT
EAI: \$317 Current yield: 1.20%	Jun 24, 19	40,000	170.290	6,811.60	240.280	9,611.20	2,799.60	LT
Security total	Jul 27, 20	25,000	199.940	4,998.50	240.280	6,007.00	1,008.50	LT
		110,000	175.557	19,311.22		26,430.80	7,119.58	
<b>LOGITECH INTL SA REG NAMEN-AKT</b>								
CHF								
Symbol: LOGI Exchange: OTC	Oct 12, 18	50,000	38.922	1,946.13	65.300	3,265.00	1,318.87	LT
EAI: \$166 Current yield: 1.45%	Nov 27, 18	100,000	33.190	3,319.00	65.300	6,530.00	3,211.00	LT
CHF Exchange rate: 0.97055	Dec 20, 21	25,000	81.460	2,036.50	65.300	1,632.50	-404.00	ST
Security total		175,000	41.724	7,301.63		11,427.50	4,125.87	

continued next page



Account name:  
Friendly account name:  
Account number:

Your assets, Equities, Common stock (continued)

Holding	Trade date	Number of shares	Purchase price Average price per share (\$)	Cost basis (\$)	Price per share on Apr 29 (\$)	Value on Apr 29 (\$)	Unrealized gain or loss (\$)	Holding period
<b>MATCH GROUP INC</b>								
Symbol: MTCX Exchange: OTC								
	Dec 20, 18	75,040	55.531	4,167.12	79.150	5,939.42	1,772.30	LT
	Mar 20, 19	53,960	68.590	3,701.12	79.150	4,270.93	569.81	LT
Security total		129,000	60.994	7,868.24		10,210.35	2,342.11	
<b>ON SEMICONDUCTOR CORP</b>								
Symbol: ON Exchange: OTC								
	Nov 5, 21	225,000	59.530	13,394.25	52.110	11,724.75	-1,669.50	ST
<b>PALO ALTO NETWORKS INC</b>								
Symbol: PANW Exchange: OTC								
	Jul 22, 19	20,000	218.850	4,377.00	561.280	11,225.60	6,848.60	LT
	Mar 13, 20	35,000	142.298	4,980.44	561.280	19,644.80	14,664.36	LT
	Oct 30, 20	5,000	221.680	1,108.40	561.280	2,806.40	1,698.00	LT
Security total		60,000	174.431	10,465.84		33,676.80	23,210.96	
<b>PIONEER NAT RES CO</b>								
Symbol: PXD Exchange: NYSE								
EAI: \$312 Current yield: 1.34%								
	Mar 23, 21	65,000	158.494	10,302.11	232.470	15,110.55	4,808.44	LT
	Jun 4, 21	20,000	169.974	3,399.49	232.470	4,649.40	1,249.91	ST
	Dec 20, 21	15,000	171.240	2,568.60	232.470	3,487.05	918.45	ST
Security total		100,000	162.702	16,270.20		23,247.00	6,976.80	
<b>RPM INTL INC (DELA)</b>								
Symbol: RPM Exchange: NYSE								
EAI: \$304 Current yield: 1.93%								
	Mar 13, 20	34,000	61.499	2,090.98	82.900	2,818.60	727.62	LT
	Apr 20, 20	65,000	65.410	4,251.65	82.900	5,388.50	1,136.85	LT
	Oct 30, 20	51,000	84.660	4,317.66	82.900	4,227.90	-89.76	LT
	Mar 23, 21	40,000	89.420	3,576.80	82.900	3,316.00	-260.80	LT
Security total		190,000	74.932	14,237.09		15,751.00	1,513.91	
<b>SERVICE CORP INTL</b>								
Symbol: SCI Exchange: NYSE								
EAI: \$300 Current yield: 1.52%								
	Oct 12, 18	175,000	42.734	7,478.50	65.610	11,481.75	4,003.25	LT
	Nov 27, 18	125,000	44.195	5,678.30 <sup>2</sup>	65.610	8,201.25	2,522.95	LT
Security total		300,000	43.856	13,156.80		19,683.00	6,526.20	
<b>TAKE-TWO INTERACTIVE SOFTWARE</b>								
Symbol: TTWO Exchange: OTC								
	Nov 14, 18	40,000	106.506	4,260.26	119.510	4,780.40	520.14	LT
	Nov 27, 18	35,000	109.715	3,840.05	119.510	4,182.85	342.80	LT
	Mar 23, 21	21,000	175.720	3,690.12	119.510	2,509.71	-1,180.41	LT

continued next page



Portfolio Management Program

April 2022

Account name: [Redacted]  
Friendly account name: [Redacted]  
Account number: [Redacted]

Your assets • Equities • Common stock (continued)

Holding	Trade date	Number of shares	Purchase price/ Average price per share (\$)	Cost basis (\$)	Price per share on Apr 29 (\$)	Value on Apr 29 (\$)	Unrealized gain or loss (\$)	Holding period
<b>TELEREX INC</b>								
Symbol: TFX Exchange: NYSE								
EAI: \$68 Current yield: 0.48%								
	Sep 23, 19	21,000	345.503	7,255.58	285.620	5,998.02	-1,257.56	LT
	Mar 13, 20	10,000	306.110	3,061.10	285.620	2,856.20	-204.90	LT
	Jul 27, 20	5,000	386.250	1,931.25	285.620	1,428.10	-503.15	LT
	Oct 30, 20	14,000	319.510	4,473.14	285.620	3,998.68	-474.46	LT
Security total		50,000	334.421	16,721.07		14,281.00	-2,440.07	
<b>TIKREN CO</b>								
Symbol: TKR Exchange: NYSE								
EAI: \$150 Current yield: 2.08%								
	Feb 9, 21	125,000	72.740	9,092.50	57.640	7,205.00	-1,887.50	LT
<b>TYLER TECHNOLOGIES INC</b>								
Symbol: TYL Exchange: NYSE								
	Mar 16, 22	30,000	412.480	12,374.40	394.710	11,841.30	-533.10	ST
<b>VAIL RESORTS INC</b>								
Symbol: MTN Exchange: NYSE								
EAI: \$382 Current yield: 3.01%								
	Jun 4, 21	50,000	332.989	16,649.48	254.160	12,708.00	-3,941.48	ST
<b>VOYA FINL INC COM</b>								
Symbol: VOYA Exchange: NYSE								
EAI: \$220 Current yield: 1.27%								
	Feb 9, 21	150,000	58.289	8,743.49	63.140	9,471.00	727.51	LT
	Mar 23, 21	125,000	62.000	7,750.00	63.140	7,892.50	142.50	LT
Security total		275,000	59.976	16,493.49		17,363.50	870.01	
Total				\$518,832.12		\$644,097.00	\$125,264.88	
				Total estimated annual income: \$7,707				
* Value has been adjusted to include the amount of the disallowed loss as a result of a Wash Sale transaction.								
<b>Your total assets</b>								
Cash	Cash and money balances		Value on Apr 29 (\$)	Percentage of your account	Cost basis (\$)	Estimated annual income (\$)	Unrealized gain or loss (\$)	
			8,881.61	1.36%	8,881.61	7,707.00	125,264.88	
Equities	Common stock		644,097.00	98.64%	518,832.12	\$7,707.00	\$125,264.88	
Total			\$652,978.61	100.00%	\$527,713.73	\$7,707.00	\$125,264.88	



# Account activity this month

Dividend and Interest Income	Date	Activity	Description	Amount (\$)
Taxable dividends	Apr 1	Dividend	ADVANCE AUTO PARTS INC PAID ON SYMBOL: AAP	150.00
	Apr 1	Dividend	EASTMAN CHEMICAL CO PAID ON SYMBOL: ENM	83.60
	Apr 14	Dividend	CURTISS WRIGHT CORP PAID ON SYMBOL: CW	18.00
	Apr 14	Dividend	VAIL RESORTS INC PAID ON SYMBOL: MTN	95.50
	Apr 18	Dividend	ALEXANDRIA REAL ESTATE EQUITIES PAID ON SYMBOL: ARE	115.00
	Apr 21	Dividend	FMC CORP NEW PAID ON SYMBOL: FMC	124.55
	Apr 22	Dividend	AECOM PAID ON SYMBOL: ACM	33.75
	Apr 28	Dividend	RPM INTL INC (DELA) PAID ON SYMBOL: RPM	76.00
Total taxable dividends				\$696.40
	Apr 7	Interest	UBS INSURED SWEEP PROGRAM AS OF 04/06/22	0.13
Total taxable interest				\$0.13
Total dividend and interest income				\$696.53

Fees	Date	Activity	Description	Amount (\$)
	Apr 19	Refund	Prior Quarter Fee Adjustment	80.99
	Apr 26	Fee Charged	Current Quarter Advisory Fee	-785.74
Total professional management fees				-\$704.75

Money balance activities	Date	Activity	Description	Amount (\$)
	Mar 31	Balance Forward		\$8,889.89
	Apr 4	Deposit	UBS INSURED SWEEP PROGRAM	233.60
	Apr 7	Deposit	UBS INSURED SWEEP PROGRAM AS OF 04/06/22	0.13
	Apr 18	Deposit	UBS INSURED SWEEP PROGRAM	113.50
	Apr 19	Deposit	UBS INSURED SWEEP PROGRAM	115.00
	Apr 20	Deposit	UBS INSURED SWEEP PROGRAM	80.99

continued next page



Portfolio Management Program

April 2022

Account name:  
Friendly account name:  
Account number:



Account activity this month (continued)

Date	Activity	Description	Amount (\$)
Apr 22	Deposit	UBS INSURED SWEEP PROGRAM	124.55
Apr 25	Deposit	UBS INSURED SWEEP PROGRAM	33.75
Apr 27	Withdrawal	UBS INSURED SWEEP PROGRAM AS OF 04/26/22	-785.74
Apr 29	Deposit	UBS INSURED SWEEP PROGRAM	76.00
Apr 29	Closing UBS Insured Sweep Program		\$8,891.61



Account name:  
Friendly account #:  
Account number:

## Your assets

Some prices, income and current values shown may be approximate. As a result, gains and losses may not be accurately reflected. See important information about your statement at the end of this document for more information.

### Cash

#### Cash and money balances

Cash and money balances include available cash balances, UBS Bank USA deposit account balances, UBS FDIC Insured Deposit Program Bank deposit account balances, UBS Insured Sweep Program deposit account balances, UBS AG Stamford Branch deposit account balances and money market mutual fund sweep balances.

Deposit account balances at UBS Bank USA and all banks participating in the UBS FDIC-Insured Deposit Program and the UBS Insured Sweep Program are insured by the FDIC up to \$250,000 per depositor per ownership category, but are not protected by SIPC. UBS AG Stamford Branch deposit account balances are not insured by the FDIC and are not protected by SIPC. Money market sweep balances are protected by SIPC but are not insured by the FDIC.

Holding	Opening balance on Mar 1 (S)	Closing balance on Mar 31 (S)
UBS Insured Sweep Prgm	1,202,990.96	797,319.02

#### UBS Insured Sweep Program

Priority	Bank Name	Closing balance on Mar 31 (S)	Status
1	UBS Bank USA	539,570.52	(2)
2	Goldman Sachs Bank	8,748.50	(2)
3	Congressional Bank	249,000.00	(2)
4	Barclays Bank Delaware	0.00	(2)
5	Western Alliance Bank	0.00	(2)

#### Status

(2) - This Bank is at deposit capacity and may temporarily stop taking new deposits until capacity is available

For FDIC insurance purposes, deposit balances include deposit account balances held at UBS Bank USA through the UBS cash sweep programs, Certificates of Deposits and UBS Core Savings. FDIC insurance is calculated by ownership category (e.g., single, joint, retirement, business, trust). As a result, you will need to review your deposit amounts in each ownership category to determine whether your deposit balances are fully insured. For more information, visit [www.fdic.gov](http://www.fdic.gov). Please review this section as well as the "Cash alternatives" and "Fixed Income" sections to review the current deposit balances held at UBS Bank USA.

See the important information about your statement at the end of this document for details about these balances.

Priority	Bank Name	Closing balance on Mar 31 (S)	Status
6	Bank of the West	0.00	(2)
7	BankUnited, N.A.	0.00	(2)
8	Morgan Stanley Bank, NA	0.00	(2)
9	Morgan Stanley Private Bank, NA	0.00	(2)
10	HSBC Bank USA	0.00	(2)
<b>TOTAL</b>		<b>\$797,319.02</b>	



Account name:  
Friendly account name:  
Account number:

Your assets (continued)

Equities

Common stock

Holding	Trade date	Number of shares	Purchase price/ Average price per share (\$)	Cost basis (\$)	Price per share on Mar 31 (\$)	Value on Mar 31 (\$)	Unrealized gain or loss (\$)	Holding period
<b>ABBOTT LABS</b>								
Symbol: ABB Exchange: NYSE								
EAT: \$1,880 Current yield: 1.59%								
	Mar 26, 21	750,000	120.190	90,142.95	118.360	88,770.00	-1,372.95	LT
	Feb 16, 22	250,000	122.579	30,644.98	118.360	29,590.00	-1,054.98	ST
Security total		1,000,000	120.788	120,787.93		118,360.00	-2,427.93	
<b>ACCENTURE PLC IRELAND CL A</b>								
Symbol: ACN Exchange: NYSE								
EAT: \$1,940 Current yield: 1.15%								
	Oct 12, 18	50,000	159.341	7,967.09	337.230	16,861.50	8,894.41	LT
	Oct 29, 18	200,000	151.735	30,347.00	337.230	67,446.00	37,099.00	LT
	Nov 27, 18	100,000	158.075	15,807.54	337.230	33,723.00	17,915.46	LT
	Dec 20, 18	150,000	142.644	21,396.69	337.230	50,584.50	29,187.81	LT
Security total		500,000	151.087	75,518.32		168,615.00	98,096.68	
<b>ADOBE INC. (DELAWARE)</b>								
Symbol: ADBE Exchange: OTC								
	Oct 29, 18	50,000	235.922	11,796.10	455.620	22,781.00	10,984.90	LT
	Nov 20, 18	150,000	215.413	32,311.95	455.620	68,343.00	36,031.05	LT
	Aug 5, 19	100,000	286.036	28,603.63	455.620	45,562.00	16,958.37	LT
Security total		300,000	242.372	72,711.68		136,686.00	63,974.32	
<b>ALPHABET INC CL A</b>								
Symbol: GOOGL Exchange: OTC								
	Oct 12, 18	25,000	1,115.980	27,899.50	2,781.350	69,533.75	41,634.25	LT
	Oct 29, 18	25,000	1,021.800	25,545.00	2,781.350	69,533.75	43,988.75	LT
	Apr 30, 19	50,000	1,190.688	59,534.43	2,781.350	139,067.50	79,533.07	LT
	May 2, 19	50,000	1,163.460	58,173.00	2,781.350	139,067.50	80,894.50	LT
	Jun 3, 19	50,000	1,035.604	51,780.20	2,781.350	139,067.50	87,287.30	LT
Security total		200,000	1,114.661	222,932.13		556,270.00	333,337.87	
<b>AMAZON.COM INC</b>								
Symbol: AMZN Exchange: OTC								
	Jan 2, 19	50,000	1,525.787	76,289.37	3,259.950	162,997.50	86,708.13	LT
	May 2, 19	25,000	1,892.969	47,324.23	3,259.950	81,498.75	34,174.52	LT
	Jun 3, 19	25,000	1,711.980	42,799.00	3,259.950	81,498.75	38,699.75	LT
Security total		100,000	1,664.126	166,412.60		325,995.00	159,582.40	

continued next page



Portfolio Management Program  
March 2022

Account name:  
Friendly account #  
Account number:

Your assets • Equities • Common stock (continued)

Holding	Trade date	Number of shares	Purchase price Average price per share (\$)	Cost basis (\$)	Price per share on Mar 31 (\$)	Value on Mar 31 (\$)	Unrealized gain or loss (\$)	Holding period
<b>AMERICAN TOWER CORP REIT</b>								
Symbol: AMT Exchange: NYSE								
EAI: \$2,685 Current yield: 2.14%								
	Aug 27, 18	50,000	148.787	7,439.39	251.220	12,561.00	5,121.61	LT
	Oct 9, 18	50,000	147.059	7,352.95	251.220	12,561.00	5,208.04	LT
	Oct 12, 18	50,000	142.740	7,137.02	251.220	12,561.00	5,423.98	LT
	Nov 20, 18	50,000	166.554	8,327.74	251.220	12,561.00	4,233.26	LT
	May 6, 19	100,000	192.313	19,231.31	251.220	25,122.00	5,890.69	LT
	Oct 25, 19	100,000	216.150	21,615.00	251.220	25,122.00	3,507.00	LT
	Aug 21, 20	100,000	246.468	24,646.85	251.220	25,122.00	475.15	LT
Security total		500,000	191.801	95,750.27	251.220	125,610.00	29,858.73	
<b>AMERIPRISE FINANCIAL INC</b>								
Symbol: AMP Exchange: NYSE								
EAI: \$2,260 Current yield: 1.50%								
	Aug 5, 19	100,000	133.248	13,324.81	300.360	30,036.00	16,711.19	LT
	Sep 3, 19	150,000	126.576	18,986.43	300.360	45,054.00	26,067.57	LT
	Mar 16, 20	250,000	87.581	21,895.45	300.360	75,090.00	53,194.55	LT
Security total		500,000	108.413	54,206.69	300.360	150,180.00	95,973.31	
<b>AMGEN INC</b>								
Symbol: AMGN Exchange: OTC								
EAI: \$3,880 Current yield: 3.21%								
	Feb 16, 22	400,000	224.137	89,654.88	241.820	96,728.00	7,073.12	ST
	Mar 4, 22	100,000	234.140	23,414.00	241.820	24,182.00	768.00	ST
Security total		500,000	226.138	113,068.88	241.820	120,910.00	7,841.12	
<b>ANALOG DEVICES INC</b>								
Symbol: ADI Exchange: OTC								
EAI: \$2,280 Current yield: 1.84%								
	Feb 18, 21	500,000	157.300	78,650.00	165.180	82,590.00	3,940.00	LT
	Mar 26, 21	100,000	154.146	15,414.88	165.180	16,518.00	1,103.12	LT
	Feb 16, 22	150,000	163.255	24,488.25	165.180	24,777.00	288.75	ST
Security total		750,000	158.071	118,553.13	165.180	123,885.00	5,331.87	
<b>APPLE INC</b>								
Symbol: AAPL Exchange: OTC								
EAI: \$1,540 Current yield: 0.50%								
	Aug 10, 20	800,000	113.176	90,541.00	174.610	139,688.00	49,147.00	LT
	Aug 21, 20	400,000	120.847	48,339.09	174.610	69,844.00	21,504.91	LT
	Feb 16, 22	550,000	170.817	93,949.79	174.610	96,035.50	2,085.71	ST

continued next page



Portfolio Management Program  
March 2022

Account name:  
Friendly account name:  
Account number:

Your assets, Equities, Common stock (continued)

Holding	Trade date	Number of shares	Purchase price Average price per share (\$)	Cost basis (\$)	Price per share on Mar 31 (\$)	Value on Mar 31 (\$)	Unrealized gain or loss (\$)	Holding period
<b>APPLIED MATERIALS INC</b>								
Symbol: AMAT Exchange: OTC	Apr 8, 21	500,000	139.469	69,734.95	131.800	65,900.00	-3,834.95	ST
EAI: \$520 Current yield: 0.79%								
<b>AUTOMATIC DATA PROCESSING INC</b>								
Symbol: ADP Exchange: OTC	Mar 26, 21	400,000	189.217	75,686.80	227.540	91,016.00	15,329.20	LT
EAI: \$2,080 Current yield: 1.83%	Feb 16, 22	100,000	203.021	20,302.17	227.540	22,754.00	2,451.83	ST
Security total		500,000	191.978	95,988.97		113,770.00	17,781.03	
<b>BLACKROCK INC</b>								
Symbol: BLK Exchange: NYSE	Oct 10, 18	100,000	426.847	42,684.71	764.170	76,417.00	33,732.29	LT
EAI: \$3,904 Current yield: 2.55%	Oct 16, 18	100,000	410.491	41,049.17	764.170	76,417.00	35,367.83	LT
Security total		200,000	418.669	83,733.88		152,834.00	69,100.12	
<b>BOOKING HLDGS INC</b>								
Symbol: BKNG Exchange: OTC	Sep 9, 21	25,000	2,333.230	58,330.75	2,348.450	58,711.25	380.50	ST
	Nov 30, 21	10,000	2,109.695	21,096.95	2,348.450	23,484.50	2,387.55	ST
	Mar 4, 22	15,000	1,980.370	29,705.55	2,348.450	35,226.75	5,521.20	ST
Security total		50,000	2,182.665	109,133.25		117,422.50	8,289.25	
<b>BOSTON SCIENTIFIC CORP</b>								
Symbol: BSK Exchange: NYSE	Mar 1, 22	2,000,000	43.285	86,570.00	44.290	88,580.00	2,010.00	ST
<b>BROADCOM INC</b>								
Symbol: AVGO Exchange: OTC	Nov 5, 21	100,000	555.141	55,514.18	629.680	62,968.00	7,453.82	ST
EAI: \$4,100 Current yield: 2.60%	Nov 30, 21	50,000	557.090	27,854.50	629.680	31,484.00	3,629.50	ST
	Dec 2, 21	50,000	552.800	27,640.00	629.680	31,484.00	3,844.00	ST
	Feb 16, 22	50,000	593.200	29,660.00	629.680	31,484.00	1,824.00	ST
Security total		250,000	562.675	140,668.68		157,420.00	16,751.32	
<b>CHURCH &amp; DWIGHT</b>								
Symbol: CB Exchange: NYSE	Oct 12, 18	150,000	128.641	18,986.19	213.900	32,085.00	13,098.81	LT
EAI: \$3,200 Current yield: 1.50%	Oct 29, 18	100,000	122.619	12,261.99	213.900	21,390.00	9,128.01	LT
CHF Exchange rate: 0.92025	Nov 20, 18	100,000	133.008	13,300.89	213.900	21,390.00	8,089.11	LT

continued next page



Portfolio Management Program  
March 2022

Account name:  
Friendly account name:  
Account number:

Your assets • Equities • Common stock (continued)

Holding	Trade date	Number of shares	Purchase price/ Average price per share (\$)	Cost basis (\$)	Price per share on Mar 31 (\$)	Value on Mar 31 (\$)	Unrealized gain or loss (\$)	Holding period
<b>CISCO SYSTEMS INC</b>								
Symbol: CSCO Exchange: OTC								
EAI: \$6,080 Current yield: 2.73%								
	Feb 12, 20	2,000,000	49.915	99,830.00	55.760	111,520.00	11,690.00	LT
	Feb 13, 20	1,000,000	47.086	47,086.00	55.760	55,760.00	8,674.00	LT
	Feb 24, 20	500,000	44.496	22,248.00	55.760	27,880.00	5,632.00	LT
	Feb 28, 20	500,000	38.795	19,397.50	55.760	27,880.00	8,482.50	LT
Security total		4,000,000	47.140	188,561.50		223,040.00	34,478.50	
<b>COCA COLA CO COM</b>								
Symbol: KO Exchange: NYSE								
EAI: \$6,160 Current yield: 2.84%								
	Aug 29, 18	500,000	45.267	22,633.60	62.000	31,000.00	8,366.40	LT
	Oct 3, 18	100,000	45.870	4,587.00	62.000	6,200.00	1,613.00	LT
	Oct 9, 18	150,000	46.415	6,962.25	62.000	9,300.00	2,337.75	LT
	Oct 12, 18	250,000	44.668	11,167.13	62.000	15,500.00	4,332.87	LT
	Nov 27, 18	500,000	48.817	24,408.80	62.000	31,000.00	6,591.20	LT
	Dec 24, 18	500,000	45.989	22,994.95	62.000	31,000.00	8,005.05	LT
	May 2, 19	500,000	48.300	24,150.00	62.000	31,000.00	6,850.00	LT
	Dec 17, 19	500,000	54.390	27,195.00	62.000	31,000.00	3,805.00	LT
	Feb 16, 22	500,000	61.238	30,619.00	62.000	31,000.00	381.00	ST
Security total		3,500,000	49.919	174,717.73		217,000.00	42,282.27	
<b>COMCAST CORP NEW CL A</b>								
Symbol: CMCSA Exchange: OTC								
EAI: \$4,320 Current yield: 2.31%								
	Aug 3, 18	250,000	35.309	8,827.48	46.820	11,705.00	2,877.52	LT
	Aug 10, 18	250,000	35.160	8,790.00	46.820	11,705.00	2,915.00	LT
	Sep 24, 18	500,000	35.077	17,538.55	46.820	23,410.00	5,871.45	LT
	Dec 4, 18	500,000	37.689	18,848.95	46.820	23,410.00	4,560.05	LT
	Dec 24, 18	500,000	33.337	16,668.55	46.820	23,410.00	6,741.45	LT
	May 31, 19	500,000	40.959	20,479.50	46.820	23,410.00	2,930.50	LT
	Aug 5, 19	500,000	41.650	20,825.00	46.820	23,410.00	2,585.00	LT

Continued next page



Account name:  
Friendly account name:  
Account number:

Your assets • Equities • Common stock (continued)

Holding	Trade date	Number of shares	Purchase price Average price per share (\$)	Cost basis (\$)	Price per share on Mar 31 (\$)	Value on Mar 31 (\$)	Unrealized gain or loss (\$)	Holding period
<b>COSTCO WHOLESALE CORP</b>								
Symbol: COST Exchange: OTC								
EAI: \$1,264 Current yield: 0.55%								
Security total		4,000,000	38.690	154,760.03	46.820	187,280.00	32,519.97	LT
	Jun 8, 20	500,000	42.545	21,272.50	46.820	23,410.00	2,137.50	LT
	Aug 21, 20	500,000	49.017	21,508.50	46.820	23,410.00	1,901.50	LT
<b>DANAHER CORP</b>								
Symbol: DHR Exchange: NYSE								
EAI: \$500 Current yield: 0.344%								
Security total		400,000	237.832	95,132.62	239.330	230,340.00	135,207.38	LT
	Oct 23, 18	50,000	96.329	4,816.49	239.330	14,666.50	9,850.01	LT
	Oct 29, 18	100,000	96.046	9,604.99	239.330	29,333.00	19,728.01	LT
	May 6, 19	100,000	132.972	13,297.24	239.330	29,333.00	16,035.76	LT
	May 31, 19	150,000	131.063	19,659.55	239.330	43,999.50	24,339.94	LT
	Aug 5, 19	100,000	137.622	13,762.29	239.330	29,333.00	15,570.71	LT
		500,000	122.281	61,140.57		146,665.00	85,524.43	
<b>DIAGEO PLC NEW G8 SPON ADR</b>								
Symbol: DEO Exchange: NYSE								
EAI: \$3,978 Current yield: 1.96%								
Security total		200,000	141.952	28,390.44	203.140	40,628.00	12,237.56	LT
	Sep 17, 18	50,000	139.159	6,957.96	203.140	10,157.00	3,199.04	LT
	Oct 12, 18	150,000	133.999	20,099.85	203.140	30,471.00	10,371.15	LT
	Oct 29, 18	100,000	136.338	13,633.81	203.140	20,314.00	6,680.19	LT
	Dec 24, 18	150,000	138.861	20,829.18	203.140	30,471.00	9,641.82	LT
	Feb 21, 19	100,000	158.019	15,801.99	203.140	20,314.00	4,512.01	LT
	Feb 24, 20	100,000	155.650	15,565.00	203.140	20,314.00	4,749.00	LT
	Feb 28, 20	150,000	139.467	20,920.10	203.140	30,471.00	9,550.90	LT
		1,000,000	142.196	142,196.33		203,140.00	60,941.67	
<b>DISCOVER FINANCIAL SERVICES</b>								
Symbol: DFS Exchange: NYSE								
EAI: \$2,000 Current yield: 1.82%								
Security total		300,000	108.700	32,610.00	110.190	33,057.00	447.00	ST
	May 20, 21	500,000	113.310	56,655.25	110.190	55,095.00	-1,560.25	ST
	Nov 30, 21	200,000	108.620	21,724.14	110.190	22,038.00	313.86	ST
	Mar 4, 22	300,000	108.700	32,610.00	110.190	33,057.00	447.00	ST

continued next page



Portfolio Management Program  
March 2022

Account name:  
Friendly account name:  
Account number:

Your assets • Equities • Common stock (continued)

Holding	Trade date	Number of shares	Purchase price Average price per share (\$)	Cost basis (\$)	Price per share on Mar 31 (\$)	Value on Mar 31 (\$)	Unrealized gain or loss (\$)	Holding period
<b>DOLLAR GEN CORP NEW</b>								
Symbol: DG Exchange: NYSE								
EAI: \$1,100 Current yield: 0.99%								
Security total		1,000,000	110.989	110,989.39		110,190.00	-799.39	
<b>HOMIE DEPOT INC</b>								
Symbol: HD Exchange: NYSE								
EAI: \$4,560 Current yield: 2.54%								
Security total		500,000	184.219	92,109.49		111,315.00	19,205.51	
<b>HONEYWELL INTL INC</b>								
Symbol: HON Exchange: OTC								
EAI: \$1,960 Current yield: 2.01%								
Security total		600,000	169.919	101,951.31		179,598.00	77,646.69	
<b>INTERCONTINENTAL EXCHANGE GROUP</b>								
Symbol: ICE Exchange: NYSE								
EAI: \$1,140 Current yield: 1.15%								
Security total		500,000	133.791	76,895.60		97,290.00	20,394.40	
<b>JOHANSON &amp; JOHANSON COM</b>								
Symbol: JNJ Exchange: NYSE								
EAI: \$7,420 Current yield: 2.39%								
Security total		750,000	75.139	56,354.02		99,090.00	42,735.98	
<b>JOHANSON &amp; JOHANSON COM</b>								
Symbol: JNJ Exchange: NYSE								
EAI: \$7,420 Current yield: 2.39%								
Security total		250,000	132.482	33,120.50		44,307.50	11,187.00	
		50,000	135.698	6,784.93		8,861.50	2,076.57	

continued next page



Account name:  
Friendly account name:  
Account number:

Your assets, Equities, Common stock (continued)

Holding	Trade date	Number of shares	Purchase price/ Average price per share (\$)	Cost basis (\$)	Price per share on Mar 31 (\$)	Value on Mar 31 (\$)	Unrealized gain or loss (\$)	Holding period
<b>Security total</b>								
<b>JPMORGAN CHASE &amp; CO</b>								
Symbol: JPM Exchange: NYSE								
EAL: \$7,000 Current yield: 2.93%								
	Aug 3, 18	250,000	116.340	29,085.00	136.320	34,080.00	4,995.00	LT
	Aug 10, 18	50,000	115.756	5,787.80	136.320	6,816.00	1,028.20	LT
	Oct 9, 18	100,000	114.826	11,482.63	136.320	13,632.00	2,149.37	LT
	Oct 12, 18	200,000	108.957	21,781.46	136.320	27,264.00	5,472.54	LT
	Oct 29, 18	150,000	104.529	15,679.49	136.320	20,448.00	4,768.51	LT
	Dec 4, 18	250,000	107.805	26,951.25	136.320	34,080.00	7,128.75	LT
	Dec 24, 18	200,000	92.815	18,563.12	136.320	27,264.00	8,700.88	LT
	Jan 14, 19	300,000	101.149	30,344.97	136.320	40,896.00	10,551.03	LT
	Feb 16, 22	250,000	155.498	38,874.63	136.320	34,080.00	-4,794.63	ST
Security total		1,750,000	113.463	198,560.35		238,560.00	39,999.65	
<b>LAUDER ESTEE COS CL A</b>								
Symbol: EL Exchange: NYSE								
EAL: \$720 Current yield: 0.88%								
<b>UNDE PLC EUR</b>								
Symbol: UN Exchange: NYSE								
EAL: \$2,340 Current yield: 1.47%								
EUR Exchange rate: 0.89875								
	Oct 12, 18	50,000	163.455	8,172.75	319.430	15,971.50	7,798.75	LT
	Nov 20, 18	100,000	157.957	15,795.75	319.430	31,943.00	16,147.25	LT
	Dec 4, 18	100,000	162.339	16,233.97	319.430	31,943.00	15,709.03	LT
	Jan 30, 20	250,000	208.236	52,059.20	319.430	79,857.50	27,798.30	LT
Security total		500,000	184.523	92,261.67		139,715.00	67,453.33	

continued next page



Portfolio Management Program  
March 2022

Account name:  
Friendly account name:  
Account number:

Your assets, Equities, Common stock (continued)

Holding	Trade date	Number of shares	Purchase price/ Average price per share (\$)	Cost basis (\$)	Price per share on Mar 31 (\$)	Value on Mar 31 (\$)	Unrealized gain or loss (\$)	Holding period
<b>LOWES COMPANIES INC</b>								
Symbol: LOW Exchange: NYSE								
EAI: \$3,200 Current yield: 1.58%								
	Oct 12, 18	300,000	186.187	31,856.37	202.190	60,657.00	28,800.63	LT
	Oct 23, 18	100,000	96.618	9,661.85	202.190	20,218.00	10,557.15	LT
	Oct 29, 18	150,000	92.280	13,839.00	202.190	30,328.50	16,489.50	LT
	Nov 20, 18	200,000	88.301	17,860.30	202.190	40,438.00	22,577.70	LT
	May 31, 19	250,000	93.104	23,276.08	202.190	50,547.50	27,271.42	LT
Security total		1,000,000	96.494	96,493.60		202,190.00	105,696.40	
<b>MARSH &amp; MCLENNAN COS INC</b>								
Symbol: MAMC Exchange: NYSE								
EAI: \$2,675 Current yield: 1.26%								
	Sep 17, 18	300,000	86.647	25,994.25	170.420	51,126.00	25,131.75	LT
	Oct 10, 18	100,000	82.812	8,281.21	170.420	17,042.00	8,760.79	LT
	Oct 12, 18	100,000	80.226	8,022.62	170.420	17,042.00	9,019.38	LT
	Nov 20, 18	100,000	87.572	8,757.20	170.420	17,042.00	8,284.80	LT
	Dec 4, 18	150,000	87.519	13,127.96	170.420	25,563.00	12,435.04	LT
	Dec 24, 18	250,000	75.681	18,920.48	170.420	42,605.00	23,684.52	LT
	Oct 25, 19	250,000	97.561	24,390.25	170.420	42,605.00	18,214.75	LT
Security total		1,250,000	85.995	107,493.97		213,025.00	105,531.03	
<b>MCDONALDS CORP</b>								
Symbol: MCD Exchange: NYSE								
EAI: \$4,140 Current yield: 2.23%								
	Aug 3, 18	200,000	156.070	31,214.00	247.280	49,456.00	18,242.00	LT
	Sep 17, 18	50,000	158.895	7,944.75	247.280	12,364.00	4,419.25	LT
	Oct 12, 18	100,000	164.582	16,458.23	247.280	24,728.00	8,269.77	LT
	Oct 16, 18	50,000	164.265	8,213.25	247.280	12,364.00	4,150.75	LT
	Nov 20, 18	100,000	184.941	18,494.13	247.280	24,728.00	6,233.87	LT
	Oct 25, 19	250,000	194.980	48,745.00	247.280	61,820.00	13,075.00	LT
Security total		750,000	174.759	131,069.36		185,460.00	54,390.64	
<b>MEDTRONIC PLC</b>								
Symbol: MDT Exchange: NYSE								
EAI: \$3,780 Current yield: 2.27%								
	Aug 10, 18	50,000	90.535	4,526.75	110.950	5,547.50	1,020.75	LT
	Aug 27, 18	100,000	95.835	9,583.53	110.950	11,095.00	1,511.47	LT
	Oct 12, 18	100,000	94.490	9,449.00	110.950	11,095.00	1,646.00	LT

continued next page



Your assets • Equities • Common stock (continued)

Holding	Trade date	Number of shares	Purchase price Average price per share (\$)	Cost basis (\$)	Price per share on Mar 31 (\$)	Value on Mar 31 (\$)	Unrealized gain or loss (\$)	Holding period
<b>Security total</b>								
<b>META PLATFORMS INC CL A</b>								
Symbol: FB Exchange: OTC								
	Oct 29, 18	50,000	140.210	7,010.50	222.360	11,118.00	4,107.50	LT
	Nov 12, 18	50,000	141.737	7,086.86	222.360	11,118.00	4,031.14	LT
	Nov 20, 18	150,000	130.888	19,633.23	222.360	33,354.00	13,720.77	LT
	Jun 3, 19	250,000	170.808	42,702.23	222.360	55,590.00	12,887.77	LT
<b>Security total</b>		<b>500,000</b>	<b>152.866</b>	<b>76,432.82</b>		<b>111,180.00</b>	<b>34,747.18</b>	
<b>MICROSOFT CORP</b>								
Symbol: MSFT Exchange: OTC								
EAL: \$6,200 Current yield: 0.80%								
	Aug 3, 18	300,000	107.357	32,207.10	308.310	92,493.00	60,285.90	LT
	Aug 27, 18	100,000	108.129	10,912.99	308.310	30,831.00	19,918.01	LT
	Oct 9, 18	100,000	112.715	11,271.50	308.310	30,831.00	19,559.50	LT
	Oct 12, 18	250,000	107.884	26,971.20	308.310	77,077.50	50,106.30	LT
	Oct 29, 18	250,000	102.509	25,627.48	308.310	77,077.50	51,450.02	LT
	Dec 24, 18	250,000	95.087	23,771.78	308.310	77,077.50	53,305.72	LT
	Jan 14, 19	250,000	101.889	25,472.29	308.310	77,077.50	51,605.21	LT
	Jul 30, 19	500,000	140.931	70,465.85	308.310	154,155.00	83,689.15	LT
	Sep 3, 19	500,000	136.355	68,177.50	308.310	154,155.00	85,977.50	LT
<b>Security total</b>		<b>2,500,000</b>	<b>117.951</b>	<b>294,877.69</b>		<b>770,775.00</b>	<b>475,897.31</b>	
<b>MORGAN STANLEY</b>								
Symbol: MS Exchange: NYSE								
EAL: \$2,100 Current yield: 3.20%								
	Nov 30, 21	500,000	94.800	47,400.00	87.400	43,700.00	-3,700.00	ST
	Mar 4, 22	250,000	85.190	21,297.50	87.400	21,850.00	552.50	ST
<b>Security total</b>		<b>750,000</b>	<b>91.597</b>	<b>68,697.50</b>		<b>65,550.00</b>	<b>-3,147.50</b>	
<b>NEXTERA ENERGY INC COM</b>								
Symbol: NEE Exchange: NYSE								
EAL: \$4,250 Current yield: 2.01%								
	Oct 12, 18	800,000	42.310	33,848.00	84.710	67,768.00	33,920.00	LT
	Nov 20, 18	400,000	45.374	18,149.96	84.710	33,884.00	15,734.04	LT

continued next page



Portfolio Management Program  
March 2022

Account name:  
Friendly account name:  
Account number:

Your assets, Equities, Common stock (continued)

Holding	Trade date	Number of shares	Purchase price Average price per share (\$)	Cost basis (\$)	Price per share on Mar 31 (\$)	Value on Mar 31 (\$)	Unrealized gain or loss (\$)	Holding period
<b>NIKE INC CL B</b>								
Symbol: NIKE Exchange: NYSE								
EAI: \$610 Current yield: 0.91%								
Security total								
	May 6, 19	400,000	48.065	19,226.00	84.710	33,884.00	14,658.00	LT
	May 31, 19	400,000	49.365	19,746.00	84.710	33,884.00	14,138.00	LT
	Feb 28, 20	400,000	61.552	24,621.14	84.710	33,884.00	9,262.86	LT
	Feb 16, 22	100,000	75.130	7,513.09	84.710	8,471.00	957.91	ST
Security total		2,500,000	49.242	122,104.19		211,775.00	88,670.81	
<b>NIKE INC CL B</b>								
Symbol: NIKE Exchange: NYSE								
EAI: \$610 Current yield: 0.91%								
Security total								
	Nov 30, 21	300,000	171.025	51,307.50	134.560	40,368.00	-10,939.50	ST
	Dec 2, 21	200,000	169.722	33,944.46	134.560	26,912.00	-7,032.46	ST
Security total		500,000	170.504	85,251.96		67,280.00	-17,971.96	
<b>O REILLY AUTOMOTIVE INC</b>								
Symbol: ORLY Exchange: OTC								
Security total								
	Oct 12, 18	50,000	336.000	16,800.00	684.960	34,248.00	17,448.00	LT
	Nov 20, 18	50,000	343.574	17,178.74	684.960	34,248.00	17,069.26	LT
	May 2, 19	50,000	379.482	18,974.11	684.960	34,248.00	15,273.89	LT
	Jan 30, 20	50,000	419.090	20,954.50	684.960	34,248.00	13,293.50	LT
Security total		200,000	369.537	73,907.35		136,992.00	63,084.65	
<b>PARKER HANNIFIN CORP</b>								
Symbol: PH Exchange: NYSE								
EAI: \$1,648 Current yield: 1.45%								
Security total								
	Aug 27, 18	50,000	171.912	8,595.64	283.760	14,188.00	5,592.36	LT
	Oct 3, 18	50,000	185.518	9,275.93	283.760	14,188.00	4,912.07	LT
	Oct 12, 18	50,000	168.095	8,404.75	283.760	14,188.00	5,783.25	LT
	Oct 23, 18	50,000	152.577	7,628.85	283.760	14,188.00	6,559.15	LT
	Oct 29, 18	50,000	144.200	7,210.00	283.760	14,188.00	6,978.00	LT
	Nov 20, 18	150,000	164.594	24,689.12	283.760	42,564.00	17,874.88	LT
Security total		400,000	164.511	65,804.29		113,504.00	47,699.71	
<b>PROCTER &amp; GAMBLE CO</b>								
Symbol: PG Exchange: NYSE								
EAI: \$4,349 Current yield: 2.28%								
Security total								
	Feb 5, 19	500,000	97.505	48,752.56	152.800	76,400.00	27,647.44	LT
	Feb 21, 19	250,000	99.787	24,946.89	152.800	38,200.00	13,253.11	LT
	May 6, 19	250,000	108.637	26,409.38	152.800	38,200.00	11,790.62	LT
	Dec 17, 19	250,000	125.163	31,290.95	152.800	38,200.00	6,909.05	LT
Security total		1,250,000	105.120	131,399.74		191,000.00	59,600.26	

continued next page



Account name:  
Fidelity account name:  
Account number:

Your assets • Equities • Common stock (continued)

Holding	Trade date	Number of shares	Purchase price Average price per share (\$)	Cost basis (\$)	Price per share on Mar 31 (\$)	Value on Mar 31 (\$)	Unrealized gain or loss (\$)	Holding period
<b>RAYTHEON TECHNOLOGIES CORP</b>								
Symbol: RTX Exchange: NYSE								
EAI: \$4,080 Current yield: 2.06%								
	Nov 20, 18	100,000	69.166	6,916.60	99.070	9,907.00	2,990.40	LT
	Nov 27, 18	200,000	66.536	13,307.21	99.070	19,814.00	6,506.79	LT
	Sep 3, 19	200,000	70.639	14,127.80	99.070	19,814.00	5,686.20	LT
	Mar 16, 20	250,000	50.713	12,678.33	99.070	24,767.50	12,089.17	LT
	Apr 6, 20	750,000	55.362	41,522.00	99.070	74,302.50	32,780.50	LT
	May 11, 20	250,000	56.906	14,226.68	99.070	24,767.50	10,540.82	LT
	Aug 10, 20	250,000	64.148	16,037.00	99.070	24,767.50	8,730.50	LT
Security total		2,000,000	59.408	118,815.62		198,140.00	79,324.38	
<b>REPUBLIC SERVICES INC</b>								
Symbol: RSG Exchange: NYSE								
EAI: \$2,760 Current yield: 1.39%								
	Aug 3, 18	300,000	72.403	21,720.90	132.500	39,750.00	18,029.10	LT
	Aug 27, 18	100,000	73.476	7,347.66	132.500	13,250.00	5,902.34	LT
	Oct 9, 18	100,000	72.987	7,298.75	132.500	13,250.00	5,951.25	LT
	Nov 27, 18	250,000	75.879	18,969.93	132.500	33,125.00	14,155.07	LT
	Dec 4, 18	250,000	76.566	19,141.65	132.500	33,125.00	13,983.35	LT
	Jan 30, 20	250,000	95.726	23,931.63	132.500	33,125.00	9,193.37	LT
	Aug 10, 20	250,000	91.110	22,777.50	132.500	33,125.00	10,347.50	LT
Security total		1,500,000	80.792	121,188.02		198,750.00	77,561.98	
<b>ROCKWELL AUTOMATION INC NEW</b>								
Symbol: ROK Exchange: NYSE								
EAI: \$2,240 Current yield: 1.60%								
	Oct 12, 18	50,000	174.577	8,728.86	280.030	14,001.50	5,272.64	LT
	Oct 29, 18	100,000	157.575	15,757.50	280.030	28,003.00	12,245.50	LT
	Nov 20, 18	100,000	166.949	16,694.99	280.030	28,003.00	11,308.01	LT
	Aug 5, 19	100,000	152.230	15,223.00	280.030	28,003.00	12,780.00	LT
	Jan 30, 20	150,000	194.514	29,177.22	280.030	42,004.50	12,827.28	LT
Security total		500,000	171.163	85,581.57		140,015.00	54,433.43	
<b>S&amp;P GLOBAL INC</b>								
Symbol: SPGI Exchange: NYSE								
EAI: \$690 Current yield: 0.83%								
	Jul 7, 21	150,000	419.352	62,902.92	410.180	61,527.00	-1,375.92	ST
	Dec 2, 21	50,000	461.560	23,078.00	410.180	20,509.00	-2,569.00	ST
Security total		200,000	429.905	85,980.92		82,036.00	-3,944.92	

continued next page



Portfolio Management Program  
March 2022

Account name:  
Friendly account name:  
Account number:

Your assets - Equities - Common stock (continued)

Holding	Trade date	Number of shares	Purchase price Average price per share (\$)	Cost basis (\$)	Price per share on Mar 31 (\$)	Value on Mar 31 (\$)	Unrealized gain or loss (\$)	Holding period
<b>SALEFORCE.COM INC</b>								
Symbol: CRM Exchange: NYSE								
	May 11, 20	300,000	179.407	53,822.28	212.320	63,696.00	9,873.72	LT
	Jun 8, 20	200,000	174.955	34,993.00	212.320	42,464.00	7,471.00	LT
Security total		500,000	177.631	88,815.28		106,160.00	17,344.72	
<b>SHERWIN WILLIAMS CO</b>								
Symbol: SHW Exchange: NYSE								
EAI: \$1,200 Current yield: 0.96%								
	May 11, 20	300,000	186.403	55,921.00	249.620	74,886.00	18,965.00	LT
	Jun 8, 20	150,000	192.666	28,900.00	249.620	37,443.00	8,543.00	LT
	Aug 21, 20	50,000	222.715	11,135.75	249.620	12,481.00	1,345.25	LT
Security total		500,000	191.914	95,956.75		124,810.00	28,853.25	
<b>STARBUCKS CORP</b>								
Symbol: SBUX Exchange: OTC								
EAI: \$1,950 Current yield: 2.15%								
	Nov 30, 21	500,090	110.313	55,156.75	90.970	45,485.00	-9,671.75	ST
	Dec 2, 21	250,000	111.845	27,961.25	90.970	22,742.50	-5,218.75	ST
	Mar 4, 22	250,000	89.926	22,481.73	90.970	22,742.50	260.77	ST
Security total		1,000,000	105.600	105,599.73		90,970.00	-14,629.73	
<b>TEXAS INSTRUMENTS</b>								
Symbol: TXN Exchange: OTC								
EAI: \$5,750 Current yield: 2.51%								
	Aug 10, 18	250,000	110.226	27,556.54	183.480	45,870.00	18,313.46	LT
	Aug 27, 18	50,000	114.820	5,741.03	183.480	9,174.00	3,432.97	LT
	Oct 10, 18	50,000	100.080	5,004.00	183.480	9,174.00	4,170.00	LT
	Oct 12, 18	100,000	101.159	10,115.92	183.480	18,348.00	8,232.08	LT
	Oct 29, 18	50,000	89.320	4,466.00	183.480	9,174.00	4,708.00	LT
	Nov 20, 18	250,000	95.270	23,817.58	183.480	45,870.00	22,052.42	LT
	Dec 24, 18	250,000	88.580	22,145.18	183.480	45,870.00	23,724.82	LT
	Jan 30, 20	250,000	124.227	31,056.85	183.480	45,870.00	14,813.15	LT
Security total		1,250,000	103.922	129,903.10		229,350.00	99,446.90	
<b>THEMMO FISHER SCIENTIFIC INC</b>								
Symbol: TMO Exchange: NYSE								
EAI: \$360 Current yield: 0.20%								
	May 2, 19	100,000	274.860	27,486.00	590.650	59,065.00	31,579.00	LT
	Jul 30, 19	100,000	284.343	28,434.31	590.650	59,065.00	30,630.69	LT
	Aug 5, 19	100,000	271.541	27,154.17	590.650	59,065.00	31,910.83	LT

continued next page



Account name:  
Friendly account name:  
Account number:

YOUR assets • Equities • Common stock (continued)

Security	Trade date	Number of shares	Purchase price Average price per share (\$)	Cost basis (\$)	Price per share on Mar 31 (\$)	Value on Mar 31 (\$)	Unrealized gain or loss (\$)	Holding period
<b>TIX COS INC NEW</b>								
Symbol: TIX Exchange: NYSE								
EAL: \$1,770 Current yield: 1.95%								
Security total		300,000	276.915	83,674.48		177,195.00	94,120.52	
<b>TIX COS INC NEW</b>								
Symbol: TIX Exchange: NYSE								
EAL: \$1,770 Current yield: 1.95%								
Security total		1,500,000	53.517	80,275.35		90,870.00	10,594.65	
<b>TRULIST FINL CORP</b>								
Symbol: TRC Exchange: NYSE								
EAL: \$5,760 Current yield: 3.39%								
Security total		3,000,000	44.624	133,872.54		170,100.00	36,227.46	
<b>UNION PACIFIC CORP</b>								
Symbol: UNP Exchange: NYSE								
EAL: \$4,720 Current yield: 1.73%								
Security total		200,000	151.204	30,240.86		54,642.00	24,401.14	
Security total		50,000	156.770	7,838.50		13,660.50	5,822.00	
Security total		100,000	154.273	15,427.30		27,321.00	11,893.70	
Security total		150,000	143.198	21,479.78		40,961.50	19,501.72	
Security total		250,000	128.724	32,181.05		68,302.50	36,121.45	
Security total		250,000	160.020	40,005.00		68,302.50	28,297.50	
Security total		1,000,000	147.172	147,172.49		273,210.00	126,037.51	
<b>UNITED PARCEL SERVICE INC CL B</b>								
Symbol: UPS Exchange: NYSE								
EAL: \$6,080 Current yield: 2.84%								
Security total		500,000	167.800	83,900.00		107,250.00	23,350.00	

continued next page



Portfolio Management Program  
March 2022

Account name:  
Parently account name:  
Account number:

Your assets • Equities • Common stock (continued)

Holding	Trade date	Number of shares	Purchase price Average price per share (\$)	Cost basis (\$)	Price per share on Mar 31 (\$)	Value on Mar 31 (\$)	Unrealized gain or loss (\$)	Holding period
<b>UNITEDHEALTH GROUP INC</b>								
Symbol: UNH Exchange: NYSE								
EAI: \$2,900 Current yield: 1.14%								
	Aug 10, 18	100,000	260.894	26,089.40	509.970	50,997.00	24,907.60	LT
	Aug 27, 18	50,000	264.871	13,243.59	509.970	25,498.50	12,254.91	LT
	Oct 12, 18	50,000	259.328	12,966.44	509.970	25,498.50	12,532.06	LT
	Nov 20, 18	100,000	264.005	26,400.50	509.970	50,997.00	24,596.50	LT
	Apr 17, 19	100,000	212.396	21,239.68	509.970	50,997.00	29,757.32	LT
	May 2, 19	100,000	229.871	22,987.19	509.970	50,997.00	28,009.81	LT
<b>Security total</b>		<b>500,000</b>	<b>245.854</b>	<b>122,826.80</b>		<b>254,985.00</b>	<b>132,058.20</b>	
<b>VISA INC CL A</b>								
Symbol: V Exchange: NYSE								
EAI: \$1,500 Current yield: 0.68%								
	Aug 3, 18	250,000	138.779	34,694.98	221.770	55,442.50	20,747.52	LT
	Aug 27, 18	50,000	145.281	7,264.07	221.770	11,088.50	3,824.43	LT
	Oct 10, 18	100,000	138.140	13,814.06	221.770	22,177.00	8,362.94	LT
	Oct 12, 18	100,000	139.350	13,935.00	221.770	22,177.00	8,242.00	LT
	Nov 20, 18	250,000	132.097	33,024.25	221.770	55,442.50	22,418.25	LT
	Feb 21, 19	250,000	144.217	36,054.25	221.770	55,442.50	19,388.25	LT
<b>Security total</b>		<b>1,000,000</b>	<b>138.787</b>	<b>136,786.61</b>		<b>221,770.00</b>	<b>82,983.39</b>	
<b>Total</b>				<b>\$6,910,085.60</b>		<b>\$10,644,953.50</b>	<b>\$3,734,867.90</b>	

Total estimated annual income: \$155,523



Account name:  
Friendly account name:  
Account number:

YOUR assets (continued)

Fixed Income

Municipal securities

Prices are obtained from independent quotation bureaus that use computerized valuation formulas to calculate current values. Actual market values may vary and thus gains/losses may not be accurately reflected. Cost basis has been automatically adjusted for mandatory amortization of bond premium on coupon tax-exempt municipal securities using the constant yield method and for accreted original issue

discount for securities issued at a discount. When original cost basis is displayed, amortization has been done using the constant yield method; otherwise amortization has been done using the straight line method.

Holding	Trade date	Total face value at maturity (\$)	Purchase price(\$)	Adjusted cost basis (\$)	Price on Mar 31 (\$)	Value on Mar 31 (\$)	Unrealized gain or loss (\$)	Holding period
<b>NORTH CAROLINA MED CARE</b>								
SR A RV BE/R								
<b>PRE-REFUNDED</b>								
RATE 05.0800% MATURES 10/01/27								
PREREFUNDED 10/01/22 @ 100.00								
ACCRUED INTEREST \$2,500.00								
CUSIP 658821DMAS								
Moody: A2 S&P: Not rated								
EAI: \$5,000 Current yield: 4.91%								
Original cost basis: \$110,634.00								
UNIV NC CHARLOTTE RV BE/R	Sep 10, 18	100,000.000	101,360	101,360.11	101,824	101,824.00	463.89	LT
<b>PRE-REFUNDED</b>								
RATE 04.0000% MATURES 04/01/37								
PREREFUNDED 04/01/25 @ 100.00								
ACCRUED INTEREST \$2,000.00								
CUSIP 914716E43								
Moody: Aa3 S&P: A+								
EAI: \$4,000 Current yield: 3.78%								
Original cost basis: \$101,688.00								
MECKLENBURG CNTY NC SR B BE/R	Oct 17, 18	100,000.000	100,833	100,833.78	105,816	105,816.00	4,982.22	LT
<b>RATE 04.0000% MATURES 12/01/29</b>								
<b>CALLABLE 12/01/26 @ 100.00</b>								
<b>ACCRUED INTEREST \$1,339.33</b>								
<b>CUSIP 584002LUT4</b>								
<b>Moody: Aaa S&amp;P: AAA</b>								
<b>EAI: \$4,000 Current yield: 3.70%</b>								
<b>Original cost basis: \$110,696.00</b>								
	Aug 13, 18	100,000.000	105,288	105,288.99	107,997	107,997.00	1,708.01	LT

continued next page



Portfolio Management Program  
March 2022

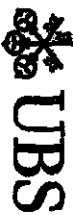
Account name:  
Friendly account name:  
Account number:



Your assets, Fixed Income, Municipal securities (continued)

Holding	Trade date	Total face value at maturity (\$)	Purchase price (\$)	Adjusted cost basis (\$)	Price on Mar 31 (\$)	Value on Mar 31 (\$)	Unrealized gain or loss (\$)	Holding period
<b>MECKLENBURG CNTY NC</b>								
2018 BEV/								
RATE 03.000% MATURES 03/01/30								
CALLABLE 03/01/28 @ 100.00								
ACCRUED INTEREST \$250.00								
CUSIP 584002WES								
Moody: Aaa S&P: AAA								
EAI: \$3,000 Current yield: 2.90%								
Original cost basis: \$100,400.00								
<b>MORRISVILLE NC WTR SWR</b>								
BEV/								
RATE 05.000% MATURES 08/01/30								
CALLABLE 08/01/28 @ 100.00								
ACCRUED INTEREST \$833.33								
CUSIP 618813HG7								
Moody: Aaa S&P: AAA								
EAI: \$5,000 Current yield: 4.29%								
Original cost basis: \$119,267.00								
<b>MOORE CNTY N C GO SCH</b>								
SR A BEV/								
RATE 03.000% MATURES 01/15/32								
CALLABLE 01/15/29 @ 100.00								
ACCRUED INTEREST \$633.33								
CUSIP 615683MH9								
Moody: Aa1 S&P: AA+								
EAI: \$3,000 Current yield: 2.91%								
Original cost basis: \$102,478.00								
<b>NORTH CAROLINA TRK AUTH</b>								
SR A RV BEV/								
RATE 04.000% MATURES 01/01/33								
CALLABLE 01/01/28 @ 100.00								
ACCRUED INTEREST \$1,000.00								
CUSIP 68880VAA8								
Moody: Aa1 S&P: AA+								
EAI: \$4,000 Current yield: 3.70%								
Original cost basis: \$107,964.00								
	Jan 15, 19	100,000,000	105,348	105,348.66	108,018	108,018.00	2,669.34	LT
	Mar 22, 19	100,000,000	101,785	101,785.05	102,988	102,988.00	1,202.95	LT
	Nov 28, 18	100,000,000	113,173	113,173.96	116,646	116,646.00	3,472.04	LT
	Sep 25, 18	100,000,000	100,263	100,263.74	103,573	103,573.00	3,309.26	LT

2,669.34 LT  
continued next page



Account name:  
Friendly account name:  
Account number:

Your assets - Fixed Income - Municipal securities (continued)

Holding	Trade date	Total face value at maturity (\$)	Purchase price(\$)	Adjusted cost base (\$)	Price on Mar 31 (\$)	Value on Mar 31 (\$)	Unrealized gain or loss(\$)	Holding period
<b>DURHAM NC LTD OBLG</b>								
RV								
BEV/								
RATE 04.000% MATURES 04/01/35								
CALLABLE 04/01/28 @ 100.00								
ACCRUED INTEREST \$2,000.00								
CUSIP 26678PF2								
Moody: Aa1 S&P: Aa+								
EAI: \$4,000 Current yield: 3.71%								
Original cost base: \$105,859.00								
<b>BRUNSWICK CO NC</b>								
BEV/								
RATE 03.000% MATURES 08/01/35								
CALLABLE 08/01/30 @ 100.00								
ACCRUED INTEREST \$500.00								
CUSIP 117061WU1								
Moody: Aa1 S&P: AAA								
EAI: \$3,000 Current yield: 2.96%								
Original cost base: \$113,267.00								
<b>NORTH CAROLINA CAP FACS</b>								
RV								
BEV/								
RATE 04.000% MATURES 01/01/35								
CALLABLE 07/01/26 @ 100.00								
ACCRUED INTEREST \$1,000.00								
CUSIP 63818PK9								
Moody: Aa3 S&P: AA								
EAI: \$4,000 Current yield: 3.80%								
Original cost base: \$105,242.00								
<b>NEW HANOVER CNTY NC</b>								
OID96.505 BE /V								
RATE 03.500% MATURES 09/01/37								
CALLABLE 09/01/28 @ 100.00								
ACCRUED INTEREST \$291.67								
CUSIP 644800SX8								
Moody: Aaa S&P: AAA								
EAI: \$3,500 Current yield: 3.38%								
Original cost base: \$97,150.00								
	Oct 29, 18	100,000.000	97.531	97,591.02	103.415	103,415.00	5,823.98	LT
	Aug 14, 18	100,000.000	102.990	102,990.34	105.400	105,400.00	2,409.65	LT
	Jun 23, 20	100,000.000	111.632	111,632.00	101.196	101,196.00	-10,436.00	LT

5,823.98 LT  
continued next page



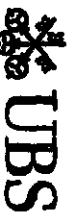
Portfolio Management Program  
March 2022

Account name:  
Friendly account name:  
Account number:

Your assets - Fixed Income - Municipal securities (continued)

Holding	Trade date	Total face value at maturity (\$)	Purchase price(\$)	Adjusted cost basis (\$)	Price on Mar 31 (\$)	Value on Mar 31 (\$)	Unrealized gain or loss (\$)	Holding period
FORSYTH CNTY N C PUB								
SR A OID97.686 BEV/								
RATE 03.125% MATURES 03/01/38								
CALLABLE 03/01/29 @ 100.00								
ACCRUED INTEREST \$260.42								
CUSIP 346623GM7								
Moody: Aaa S&P: AAA								
EAI: \$3,125 Current yield: 3.09%								
Original cost basis: \$99,100.00	Mar 08, 19	100,000,000	99,209	99,209.36	101,187	101,187.00	1,977.64	LT
ORANGE WTR & SWR AUTH N								
RV BEV/								
RATE 03.609% MATURES 06/01/38								
CALLABLE 06/01/29 @ 100.00								
ACCRUED INTEREST \$1,000.00								
CUSIP 685349HA3								
Moody: Aa1 S&P: AAA								
EAI: \$3,000 Current yield: 2.99%								
Original cost basis: \$105,899.00	Dec 24, 19	100,000,000	104,593	104,593.80	100,423	100,423.00	-4,170.80	LT
CAPE FEAR PUB UTIL AUTH								
SR A RV BEV/								
RATE 04.000% MATURES 08/01/38								
CALLABLE 08/01/29 @ 100.00								
ACCRUED INTEREST \$666.67								
CUSIP 139391EVA								
Moody: Aa1 S&P: Aa+								
EAI: \$4,000 Current yield: 3.70%								
Original cost basis: \$114,653.00	Oct 25, 19	100,000,000	111,339	111,339.36	108,007	108,007.00	-3,332.36	LT
UNIV NC CHAPL HILL								
RV BEV/								
RATE 05.000% MATURES 12/01/39								
CALLABLE 12/01/31 @ 100.00								
ACCRUED INTEREST \$1,666.67								
CUSIP 914713S52								
Moody: Aaa S&P: AAA								
EAI: \$5,000 Current yield: 4.10%								
Original cost basis: \$136,582.00	Jun 22, 21	100,000,000	134,025	134,025.89	121,951	121,951.00	-12,074.89	ST

-12,074.89 continued next page



Account name:  
Friendly account name:  
Account number:

Your assets • Fixed Income • Municipal securities (continued)

Holding	Trade date	Total face value at maturity (\$)	Purchase price(\$)	Adjusted cost basis (\$)	Price on Mar 31 (\$)	Value on Mar 31 (\$)	Unrealized gain or loss (\$)	Holding period
<b>CHARLOTTE NC</b>								
RV	BEW/							
RATE 05.000% MATURES 07/01/42								
CALLABLE 07/01/27 @ 100.00								
ACCRUED INTEREST \$1,250.00								
CUSIP 161036M48								
Moody: Aa3 S&P: Not rated								
EAI: \$5,000 Current yield: 4.51%								
Original cost basis: \$120,282.00								
	Dec 24, 19	100,000.000	114.485	114,486.70	110.795	110,795.00	-3,690.70	LT
<b>CHARLOTTE NC</b>								
RV	BEW/							
RATE 04.000% MATURES 07/01/47								
CALLABLE 07/01/28 @ 100.00								
ACCRUED INTEREST \$1,000.00								
CUSIP 161045PFO								
Moody: Aaa S&P: AAA								
EAI: \$4,000 Current yield: 3.75%								
Original cost basis: \$104,484.00								
	Jan 15, 19	100,000.000	103.120	103,120.70	106.530	106,530.00	3,409.30	LT
<b>NORTH CAROLINA CAP FACS</b>								
RV	BEW/							
RATE 04.000% MATURES 01/01/48								
CALLABLE 01/01/28 @ 100.00								
ACCRUED INTEREST \$1,000.00								
CUSIP 65818PVA3								
Moody: Aa3 S&P: AA								
EAI: \$4,000 Current yield: 3.75%								
Original cost basis: \$103,867.00								
	Aug 29, 18	100,000.000	102.526	102,526.81	106.734	106,734.00	4,207.19	LT
<b>Total</b>		<b>\$1,800,000.000</b>		<b>\$1,914,372.06</b>		<b>\$1,920,319.00</b>	<b>\$5,946.94</b>	
Total accrued interest: \$19,185.42								
Total estimated annual income: \$70,625								



Portfolio Management Program  
March 2022

Account name: [REDACTED]  
Friendly account name: [REDACTED]  
Account number: [REDACTED]

Your assets, Fixed Income (continued)

Closed end funds & Exchange traded products

Total reinvested is the total of all reinvested dividends. It does not include any cash dividends. It is not a tax lot for the purposes of determining holding periods or cost basis. The shares you receive each time you reinvest dividends become a separate tax lot.

Cost basis is the total purchase cost of the security, including reinvested dividends. The cost basis may need to be adjusted for return of capital payments in order to determine the adjusted cost basis for tax reporting purposes.

Unrealized (tax) gain or loss is the difference between the current value and the cost basis and would generally be your taxable gain or loss if the security was sold on this date. The unrealized (tax) gain or loss may need to be adjusted for return of capital payments in order to determine the realized gain or loss for tax reporting purposes.

Investment return is the current value minus the amount you invested. It does not include shares that are not reflected on your statement, including shares that have been realized as either a gain or a loss. It also does not include cash dividends that were not reinvested.

Holding	Number of shares	Purchase price Average price per share (\$)	Client Investment (\$)	Cost basis (\$)	Price per share on Mar 31 (\$)	Value on Mar 31 (\$)	Unrealized (tax) gain or loss (\$)	Investment return (\$)	Holding period
<b>ISHARES TIPS BOND ETF</b>									
Symbol: TIP									
Trade date: Apr 21, 20	2,500,000	120.940	302,350.00	302,350.00	124.570	311,425.00	9,075.00		LT
Trade date: May 21, 20	2,500,000	121.955	304,887.50	304,887.50	124.570	311,425.00	6,537.50		LT
Trade date: Jun 5, 20	2,500,000	120.601	301,504.50	301,504.50	124.570	311,425.00	9,920.50		LT
Trade date: Aug 17, 21	2,500,000	129.525	323,812.50	323,812.50	124.570	311,425.00	-12,387.50		ST
EAI: \$61,960 Current yield: 4.97%									
Security total	10,000,000	123.255	1,232,554.50	1,232,554.50		1,245,700.00	13,145.50	13,145.50	

<b>ISHARES NATL MUNI BOND ETF</b>									
Symbol: MUB									
Trade date: Jul 16, 19	1,000,000	113.265	113,265.00	113,265.00	109.640	109,640.00	-3,625.00		LT
Trade date: Jul 30, 19	2,000,000	113.636	227,273.20	227,273.20	109.640	219,280.00	-7,993.20		LT
Trade date: Nov 25, 19	2,000,000	113.958	227,916.45	227,916.45	109.640	219,280.00	-8,636.45		LT
Trade date: Dec 11, 20	1,000,000	117.081	117,081.70	117,081.70	109.640	109,640.00	-7,441.70		LT
Trade date: Dec 23, 20	2,000,000	117.045	234,091.00	234,091.00	109.640	219,280.00	-14,811.00		LT
Trade date: May 25, 21	2,000,000	116.900	233,800.00	233,800.00	109.640	219,280.00	-14,520.00		ST
EAI: \$20,550 Current yield: 1.87%									
Security total	10,000,000	115.343	1,153,427.35	1,153,427.35		1,086,400.00	-57,027.35	-57,027.35	

<b>VANECK HIGH YIELD MUNI ETF</b>									
Symbol: HYD									
Trade date: Jun 5, 20	2,500,000	58.400	146,000.00	146,000.00	57.400	143,500.00	-2,500.00		LT
Trade date: Dec 11, 20	2,500,000	61.445	153,613.00	153,613.00	57.400	143,500.00	-10,113.00		LT
Trade date: Mar 3, 21	2,500,000	61.528	153,822.24	153,822.24	57.400	143,500.00	-10,322.24		LT
Trade date: Aug 17, 21	2,500,000	63.515	158,787.50	158,787.50	57.400	143,500.00	-15,287.50		ST

continued next page



Your assets, Fixed Income, Closed end funds & Exchange traded products (continued)

Symbol	Trade date	Number of shares	Purchase price/Average price per share (\$)	Client Investment (\$)	Cost base (\$)	Price per share on Mar 31 (\$)	Value on Mar 31 (\$)	Unrealized (and) gain or loss (\$)	Investment return (\$)	Holding period
VANQUARD TAX-EXEMPT BOND INDEX										
Symbol: VTIB										
Trade date: Sep 13, 19		2,000,000	53.335	106,670.00	106,670.00	51.550	103,100.00	-3,570.00		LT
Trade date: Jan 30, 20		3,000,000	54.419	163,257.00	163,257.00	51.550	154,650.00	-8,607.00		LT
Trade date: Apr 21, 20		5,000,000	53.220	266,100.00	266,100.00	51.550	257,750.00	-8,350.00		LT
Trade date: Dec 11, 20		2,500,000	55.050	137,625.00	137,625.00	51.550	128,875.00	-8,750.00		LT
Trade date: Aug 17, 21		2,500,000	55.290	138,225.00	138,225.00	51.550	128,875.00	-9,350.00		ST
Trade date: Dec 7, 21		5,000,000	54.905	274,525.00	274,525.00	51.550	257,750.00	-16,775.00		ST
EAI: \$17,580 Current yield: 1.71%										
Security total		20,000,000	54.320	1,086,402.00	1,086,402.00		1,031,000.00	-55,402.00		-55,402.00

VANQUARD SHORT-TERM INFLATION PROTECTED SEC INDEX FD ETF										
Symbol: VTIP										
Trade date: Oct 21, 21		5,000,000	52.009	260,045.00	260,045.00	51.210	256,050.00	-3,995.00		ST
Trade date: Dec 7, 21		2,500,000	52.195	130,487.50	130,487.50	51.210	128,025.00	-2,462.50		ST
Trade date: Mar 24, 22		2,500,000	51.805	129,512.50	129,512.50	51.210	128,025.00	-1,487.50		ST
EAI: \$28,000 Current yield: 5.47%										
Security total		10,000,000	52.005	520,045.00	520,045.00		512,100.00	-7,945.00		-7,945.00
Total				\$4,604,651.59	\$4,604,651.59		\$4,459,200.00	-\$145,451.59		-\$145,451.59
Total estimated annual income:										\$149,560



Account name:  
Friendly account name:  
Account number:

Your assets - Fixed Income (continued)

Government securities

Prices are obtained from independent quotation bureaus that use computerized valuation formulas to calculate current values. Actual market values may vary and thus gains/losses may not be accurately reflected. Cost basis has been adjusted for accrued original issue discount (OID). Cost basis has been

automatically adjusted for amortization of bond premium using the constant yield method. If you have made a tax election to deduct the premium amortization on taxable debt securities, you may request that UBS adjust cost basis for the bond premium amortization.

Heading	Trade date	Quantity	Purchase price (\$)	Adjusted cost basis (\$)	Price on Mar 31 (\$)	Value on Mar 31 (\$)	Unrealized gain or loss (\$)	Holding period
U S TREASURY NOTE								
RATE 1.5000% MATURES 02/28/23								
ACCRUED INTEREST \$126.36								
CUSIP 912828F79								
EAI: \$1,500 Current yield: 1.50%								
Original cost basis: \$100,332.03								
	Feb 14, 22	100,000.000	100,291	100,291.99	99,887	99,887.00	-404.99	5T
<b>Your total assets</b>								

Account activity this month

Date	Activity	Description	Amount (\$)
<b>Dividend and Interest Income</b>			
<b>Taxable dividends</b>			
Mar 1	Dividend	TRUST FINL CORP PAID ON SYMBOL: TRC	3000
Mar 1	Dividend	VISA INC CL A PAID ON SYMBOL: V	1000
Mar 3	Dividend	DISCOVER FINANCIAL SERVICES PAID ON SYMBOL: DFS	700
			1,440.00
			375.00
			350.00

continued next page



Account activity this month (continued)

Dividend and Interest Income (continued)	Date	Activity	Description	Amount (\$)
Taxable dividends (continued)	Mar 3	Dividend	TIX COS INC NEW PAID ON SYMBOL: TIX	1500 390.00
	Mar 4	Dividend	PARKER HANVORN CORP PAID ON SYMBOL: PH	400 412.00
	Mar 7	Dividend	ISHARES TIPS BOND ETF PAID ON SYMBOL: TIP	10000 2,290.40
	Mar 7	Dividend	ISHARES MBS ETF PAID ON SYMBOL: M88	2500 341.53
	Mar 7	Dividend	ISHARES BOX USD HIGH YIELD CORPORATE BOND ETF PAID ON SYMBOL: HYG	5000 1,537.37
	Mar 8	Dividend	ANALOG DEVICES INC PAID ON SYMBOL: ADI	750 570.00
	Mar 8	Dividend	JOHNSON & JOHNSON COM PAID ON SYMBOL: JNJ	1750 1,855.00
	Mar 10	Dividend	MICROSOFT CORP PAID ON SYMBOL: MSFT	2500 1,550.00
	Mar 10	Dividend	ROCKWELL AUTOMATION INC NEW PAID ON SYMBOL: ROK	500 560.00
	Mar 10	Dividend	S&P GLOBAL INC PAID ON SYMBOL: SPGI	200 154.00
	Mar 10	Dividend	UNITED PARCEL SERVICE INC CL B PAID ON SYMBOL: UPS	1000 1,520.00
	Mar 11	Dividend	HONEYWELL INTL INC PAID ON SYMBOL: HON	500 490.00
	Mar 11	Dividend	STERWIN WILLIAMS CO PAID ON SYMBOL: SHW	500 300.00
	Mar 15	Dividend	LAUDER ESTEE COS CL A PAID ON SYMBOL: EL	300 189.00
	Mar 15	Dividend	MCDONALDS CORP PAID ON SYMBOL: MCD	750 1,035.00
	Mar 15	Dividend	NEKTERA ENERGY INC COM PAID ON SYMBOL: NEE	2500 1,062.50
	Mar 16	Dividend	APPLIED MATERIALS INC PAID ON SYMBOL: AMAT	500 120.00

continued next page



Account name:  
Friendly account no:  
Account number:

Account activity this month (continued)

Date	Activity	Description	Amount (\$)
<b>Dividend and Interest Income (continued)</b>			
<b>Taxable dividends (continued)</b>			
Mar 22	Dividend	UNITHEALTH GROUP INC PAID ON SYMBOL: UNH	500 725.00
Mar 23	Dividend	BLACKROCK INC PAID ON SYMBOL: BLK	200 976.00
Mar 24	Dividend	HOME DEPOT INC PAID ON SYMBOL: HD	600 1,140.00
Mar 24	Dividend	RAYTHEON TECHNOLOGIES CORP PAID ON SYMBOL: RTX	2000 1,020.00
Mar 25	Foreign Dividend	LINDE PLC EUR PAID ON SYMBOL: LIN	500 585.00
Mar 30	Dividend	BROADCOM INC PAID ON SYMBOL: AVGO	250 1,025.00
Mar 30	Dividend	INTERCONTINENTAL EXCHANGE GROUP PAID ON SYMBOL: ICE	750 285.00
Mar 30	Dividend	UNION PACIFIC CORP PAID ON SYMBOL: UNP	1000 1,180.00
<b>Total taxable dividends</b>			
Mar 4	Dividend	VANGUARD TAX-EXEMPT BOND INDEX ETF PAID ON SYMBOL: VTEB	20000 1,596.00
Mar 7	Dividend	ISHARES NATL MUNI BOND ETF PAID ON SYMBOL: MUB	10000 1,740.33
Mar 7	Dividend	VANECK HIGH YIELD MUNI ETF PAID ON SYMBOL: HYD	10000 1,609.00
<b>Total tax-exempt dividends</b>			
Mar 1	Interest	US TSY NOTE 01.500 % DUE 02/28/23 DTD 02/29/16 FC 08/31/16 PAID ON 100000 AS OF 02/28/22 CUSIP: 912828P79	790.00 6.83
Mar 7	Interest	UBS INSURED SWEEP PROGRAM AS OF 03/04/22	6.83
<b>Total taxable interest</b>			
Mar 1	Interest	MCCLENNBURG CNTY NC 2018 CALLABLE PAID ON 100000 CUSIP: 584002WES	1,500.00

continued next page



Account name:  
Friendly account name:  
Account number:

Account activity this month (continued)

Dividend and Interest Income (continued)

Tax-exempt interest (continued)

Date	Activity	Description	Amount (\$)
Mar 1	Interest	NEW HANOVER CNTY NC OID96.505 CALLABLE PAID ON CUSIP: 6448005X8	1,750.00
Mar 1	Interest	FORSYTH CNTY N C PUB SR A OID97.686 CALLABLE PAID ON CUSIP: 346823GM7	1,562.50
Total tax-exempt interest			\$4,812.50
Total dividend and interest income			\$33,983.46

UBS Visa credit card(s)  
payment information  
for April 23, 2022

Minimum Payment Due	Payment Due Date	Credit line	Available Credit Line	Outstanding balance
\$72.41	Apr 23, 2022	\$45,000.00	\$44,619.07	\$380.93

We provide this information on your UBS Visa credit cards solely as a courtesy to you. The UBS Visa credit card and account are issued by UBS Bank USA. UBS Bank USA sends you the official statement for this account and you should make your payment according to their instructions. We do not include your outstanding credit card balance in the value of your account with UBS Financial Services Inc.

Date	Activity	Description	Amount (\$)
Mar 9	Transfer	TD WK 09871 0100	-1,000,000.00
Total other funds debited			-\$1,000,000.00

Investment transactions

For more information about the price/value shown for restricted securities, see Important Information about your statement at the end of this document.

Date	Activity	Description	Quantity	Value (\$)	Price (\$)	Proceeds from Investment transactions (\$)	Funds Withdrawn for Investments Bought (\$)	Accrued Interest (\$)
Mar 3	Bought	BOSTON SCIENTIFIC CORP SYMBOL: BSX	2,000,000	43,285,000			-86,570.00	
Mar 3	Sold	NOVARTIS AG SPON ADR CUSIP: 66987V109 / SYMBOL: NVS	-1,500,000		87.21	130,814.33		
Mar 8	Bought	AMGEN INC SYMBOL: AMGN	100,000	234.14			-23,414.00	
Mar 8	Bought	DISCOVER FINANCIAL SERVICES SYMBOL: DFS	300,000	108.70			-32,610.00	

continued next page



Portfolio Management Program  
March 2022

Account name:  
Friendly account name:  
Account number:

Account activity this month (continued)

Investment transactions (continued)

Date	Activity	Description	Quantity	Value (\$)	Price (\$)	Proceeds from Investment transactions (\$)	Funds withdrawn for Investments bought (\$)	Accrued Interest (\$)
Mar 8	Bought	BOOKING HLDGS INC SYMBOL: BKNG	15.000	1980.37	1980.37		-29,705.55	
Mar 8	Bought	MORGAN STANLEY SYMBOL: MS	250.000	85.19	85.19		-21,297.50	
Mar 8	Bought	STARBUCKS CORP SYMBOL: SBUX	250.000	89.976900	89.976900		-22,481.73	
Mar 14	Sold	FIRST TRUST MANAGED MUNICIPAL ETF SYMBOL: FMB	-2,000.000	54.265000	54.265000	108,529.45		
Mar 14	Sold	ISHARES MBS ETF SYMBOL: MBB	-2,500.000	103.478000	103.478000	258,693.68		
Mar 14	Sold	ISHARES IBOXX USD HIGH YIELD CORPORATE BOND ETF SYMBOL: HYG	-5,000.000	81.560100	81.560100	407,898.42		
Mar 28	Bought	VANGUARD SHORT-TERM INFLATION PROTECTED SEC INDEX FD ETF SYMBOL: VTP	2,500.000	51.805000	51.805000		-129,512.50	
Total				\$905,935.88			-\$945,591.28	

Date	Activity	Description	Amount (\$)
Feb 28	Balance forward		\$1,202,960.96
Mar 2	Deposit	UBS INSURED SWEEP PROGRAM	7,377.50
Mar 4	Deposit	UBS INSURED SWEEP PROGRAM	44,984.33
Mar 7	Deposit	UBS INSURED SWEEP PROGRAM AS OF 03/04/22	6.83
Mar 7	Deposit	UBS INSURED SWEEP PROGRAM	2,008.00
Mar 8	Withdrawal	UBS INSURED SWEEP PROGRAM	-121,990.15
Mar 9	Deposit	UBS INSURED SWEEP PROGRAM	2,425.00
Mar 10	Withdrawal	UBS INSURED SWEEP PROGRAM AS OF 03/09/22	-1,000,000.00
Mar 11	Deposit	UBS INSURED SWEEP PROGRAM	3,784.00
Mar 14	Deposit	UBS INSURED SWEEP PROGRAM	780.00
Mar 15	Deposit	UBS INSURED SWEEP PROGRAM	775,121.55
Mar 16	Deposit	UBS INSURED SWEEP PROGRAM	2,277.50
Mar 17	Deposit	UBS INSURED SWEEP PROGRAM	120.00

continued next page



Account activity this month (continued)

Money balance activities (continued)	Date	Activity	Description	Amount (\$)
	Mar 23	Deposit	UBS INSURED SWEEP PROGRAM	725.00
	Mar 24	Deposit	UBS INSURED SWEEP PROGRAM	976.00
	Mar 25	Deposit	UBS INSURED SWEEP PROGRAM	2,160.00
	Mar 28	Withdrawal	UBS INSURED SWEEP PROGRAM	-138,927.50
	Mar 31	Deposit	UBS INSURED SWEEP PROGRAM	2,490.00
	Mar 31	Closing	UBS Insured Sweep Program	\$797,319.02

Realized gains and losses

The estimated realized gains and losses shown below are not for tax purposes. Please note that gain or loss recognized on the sale or redemption of certain Structured Products, the Contingent Debt Securities, may be ordinary, and not capital, gain or loss. Please check with your tax advisor. To calculate gains and losses, we equate the oldest security lot first. This is known as the first-in, first-out or FIFO accounting method. We use this method unless you specified which tax lot to close when you placed your order. This is known as a versus purchases or VSP order. See important information about your statement at the end of this document for more

information. We may not adjust gains and losses for all capital changes. We automatically adjust cost basis for tax- exempt and AMT coupon municipal securities for estimated amortization of bond premiums and for accrued OID for securities issued at a discount. If you requested that UBS adjust cost basis for the bond premium amortization on taxable debt securities then cost basis reflected for these securities has been adjusted. Estimates in the 'Unclassified' section can not be classified as short term or long term because information is missing, or the product is one in which the gain/loss calculation is not provided.

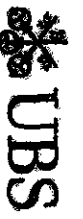
Short-term capital gains and losses

Security description	Method	Quantity or face value	Purchase date	Sale date	Sale amount (\$)	Cost basis (\$)	Wash sale cost basis adjustments (\$)	Loss (\$)	Gain (\$)
FIRST TRUST MANAGED MUNICIPAL ETF	FIFO	2,000,000	Dec 23, 21	Mar 10, 22	108,529.45	113,920.00		-5,390.55	
SHARES IBOXX USD HIGH YIELD CORPORATE BOND ETF	FIFO	5,000,000	Dec 07, 21	Mar 10, 22	407,898.42	434,187.50		-26,289.08	
SHARES MBS ETF	FIFO	2,500,000	Jan 03, 22	Mar 10, 22	258,693.68	267,784.60		-9,090.92	
<b>Total</b>					\$878,121.55	\$815,892.10		-\$40,770.55	

Long-term capital gains and losses

Security description	Method	Quantity or face value	Purchase date	Sale date	Sale amount (\$)	Cost basis (\$)	Wash sale cost basis adjustments (\$)	Loss (\$)	Gain (\$)
NOVARTIS AG SPON ADR	FIFO	300,000	Aug 03, 18	Mar 01, 22	26,162.87	21,894.14			4,268.73
	FIFO	100,000	Aug 27, 18	Mar 01, 22	8,720.95	7,361.99			1,358.96
	FIFO	100,000	Oct 12, 18	Mar 01, 22	8,720.96	7,281.19			1,439.77
	FIFO	200,000	Nov 20, 18	Mar 01, 22	17,441.91	15,905.62			1,536.29
	FIFO	300,000	Dec 24, 18	Mar 01, 22	26,162.85	21,741.68			4,421.18

continued next page



Realized gains and losses (continued)

Long-term capital gains and losses (continued)

Security description	Method	Quantity or face value	Purchase date	Sale date	Sale amount (\$)	Cost basis (\$)	Wash sale cost basis adjustment (\$)	Loss (\$)	Gain (\$)	
	RF0	250,000	May 31, 19	Mar 01, 22	21,802.39	21,386.28			416.11	
	RF0	250,000	Feb 28, 20	Mar 01, 22	21,802.39	20,906.25			896.14	
<b>Total</b>					<b>\$130,514.38</b>	<b>\$116,057.15</b>			<b>\$14,757.18</b>	
Net long-term capital gains or losses									<b>-\$26,013.37</b>	<b>\$14,757.18</b>
Net capital gains/losses										





## Dividend and interest income earned by account

For purposes of this statement, taxability of interest and dividend income has been determined from a US tax reporting perspective. Based upon the residence of the account holder, account type, or product type, some interest and/or dividend payments may not be subject to United States (US) and/or Puerto Rico (PR) income taxes. The client monthly statement is not intended to be used and cannot be relied upon for tax purposes. Clients should refer to the applicable tax reporting forms they receive from UBS annually, such

as the Forms 1099 and the Form 480, for tax reporting information. It is the practice of UBS to file the applicable tax reporting forms with the US Internal Revenue Service and the Treasury Department, and in such forms accurately classify dividends and/or interest as tax exempt or taxable income. Please consult your individual tax preparer.

Taxable accounts	Year to date					Estimated Annual Income(\$)
	Taxable dividends/ Capital gains (\$)	Tax-exempt dividends (\$)	Taxable interest (\$)	Tax-exempt interest (\$)	Total (\$)	
- Managed	0.00	0.00	0.00	-1,505.31	-1,505.31	16,348
Managed	44,832.08	10,050.71	65.82	22,812.50	77,761.11	377,208
- Managed	2,094.87	0.00	0.54	0.00	2,095.41	7,306
<b>Total taxable accounts</b>	<b>\$46,926.95</b>	<b>\$10,050.71</b>	<b>\$66.36</b>	<b>\$21,307.19</b>	<b>\$78,351.21</b>	<b>\$400,862</b>

## Summary of gains and losses by account

Values reported below exclude products for which gains and losses are not classified and products with a trade date of the prior year.

Realized gains and losses	March 2022				Year to date				Unrealized gains and losses	
	Short term (\$)	Long term (\$)	Short term (\$)	Long term (\$)	Short term (\$)	Long term (\$)	Short term (\$)	Long term (\$)	Short term (\$)	Long term (\$)
- Managed	0.00	0.00	0.00	0.00	0.00	0.00	-6,074.24	0.00	-95,342.45	3,690,300.71
- Managed	-40,770.55	14,757.18	-40,770.55	188,153.87	1,028.63	184,055.78	-100,388.06	\$3,874,356.49		
<b>Total taxable accounts</b>	<b>-\$40,770.55</b>	<b>\$25,685.31</b>	<b>-\$40,770.55</b>	<b>\$199,062.00</b>						



Account name:  
Friendly account name:  
Account number:

## Your assets

Some prices, income and current values shown may be approximate. As a result, gains and losses may not be accurately reflected. See *Important information about your statement* at the end of this document for more information.

### Cash

#### Cash and money balances

Cash and money balances include available cash balances, UBS Bank USA deposit account balances, UBS FDIC Insured Deposit Program Bank deposit account balances, UBS Insured Sweep Program deposit account balances, UBS AG Stamford Branch deposit account balances and money market mutual fund sweep balances.

Deposit account balances at UBS Bank USA and all banks participating in the UBS FDIC-Insured Deposit Program and the UBS Insured Sweep Program are insured by the FDIC up to \$250,000 per depositor per ownership category, but are not protected by SIPC. UBS AG Stamford Branch deposit account balances are not insured by the FDIC and are not protected by SIPC. Money market sweep balances are protected by SIPC but are not insured by the FDIC.

Holding	Opening balance on Mar 1 (S)	Closing balance on Mar 31 (S)
UBS Insured Sweep Prgm	0.00	308,138.90

#### UBS Insured Sweep Program

Priority	Bank Name	Closing balance on Mar 31 (S)	Status
1	UBS Bank USA	249,000.00	
2	Goldman Sachs Bank	59,138.90	(2)
3	Congressional Bank	0.00	(2)
4	Barclays Bank Delaware	0.00	(2)
5	Western Alliance Bank	0.00	(2)

### Status

(2) - This Bank is at deposit capacity and may temporarily stop taking new deposits until capacity is available

For FDIC insurance purposes, deposit balances include deposit account balances held at UBS Bank USA through the UBS cash sweep programs, Certificates of Deposit and UBS Core Savings. FDIC Insurance is calculated by ownership category (e.g., single, joint, retirement, business, trust). As a result, you will need to review your deposit amounts in each ownership category to determine whether your deposit balances are fully insured. For more information, visit [www.fdic.gov](http://www.fdic.gov). Please review this section as well as the "Cash alternatives" and "Fixed Income" sections to review the current deposit balances held at UBS Bank USA.

See the *Important information about your statement* at the end of this document for details about those balances.

Priority	Bank Name	Closing balance on Mar 31 (S)	Price per share on Mar 31 (S)	Average rate	Dividend/Interest period	Days in period	Status
6	Bank of the West	0.00					(2)
7	BankUnited, N.A.	0.00					(2)
8	Morgan Stanley Bank, NA	0.00					(2)
9	Morgan Stanley Private Bank, NA	0.00					(2)
10	HSBC Bank USA	0.00					(2)
<b>TOTAL</b>		<b>\$308,138.90</b>					



Account name:  
Friendly account name  
Account number:

Your assets (continued)

Fixed Income

Municipal securities

Prices are obtained from independent quotation bureaus that use computerized valuation formulas to calculate current values. Actual market values may vary and thus gains/losses may not be accurately reflected. Cost basis has been automatically adjusted for mandatory amortization of bond premium on coupon ten-amount municipal securities using the constant yield method and for accreted original issue

discount for securities issued at a discount. When original cost basis is displayed, amortization has been done using the constant yield method, otherwise amortization has been done using the straight line method.

Holding	Trade date	Total face value at maturity (\$)	Purchase price(s)	Adjusted cost basis (\$)	Price on Mar 31 (\$)	Value on Mar 31 (\$)	Unrealized gain or loss (\$)	Holding period
QUINCY MA FOR ISSUES D A NTS BE/RV								
RATE 02.000% MATURES 07/08/22								
DATED DATE 07/09/21								
ACCRUED INTEREST \$662.49								
CUSIP 748508YV8								
S&P: SP-1+								
EAI: \$898 Current yield: 1.99%								
Original cost basis: \$45,181.80	Mar 11, 22	45,000,000	100.334	45,150.72	100.284	45,127.80	-22.92	ST
MISSISSIPPI BUSINESS FIN C-CON RV BE/RV								
VARABTE PUTBND								
RATE 00.400% MATURES 12/01/30								
CALLABLE 04/01/22 @ 100.00								
PUTTABLE 09/31/22 @ 100.00								
ACCRUED INTEREST \$66.66								
CUSIP 80528AALU8								
Moody: Aa2 S&P: AA-								
EAI: \$800 Current yield: 0.40%	Mar 10, 22	200,000,000	100.000	200,000.00	100.000	200,000.00		ST
CALIFORNIA ST VAR PURP G BE/RV								
RATE 05.000% MATURES 04/01/33								
DATED DATE 09/17/22								
CALLABLE 04/01/32 @ 100.00								
ACCRUED INTEREST \$116.66								
CUSIP 130630PF77								
Moody: Aa2 S&P: AA-								
EAI: \$3,000 Current yield: 4.09%	Mar 10, 22	60,000,000	125.629	75,557.96	122.195	73,317.00	-2,240.98	ST
Original cost basis: \$75,612.60								continued next page



Account name:  
Friendly account name:  
Account number:



Your assets • Fixed Income • Municipal securities (continued)

Holding	Trade date	Total face value at maturity (\$)	Purchase price(\$)	Adjusted cost basis (\$)	Price on Mar 31 (\$)	Value on Mar 31 (\$)	Unrealized gain or loss (\$)	Holding period
NEW YORK NY CITY TRANSI RV BEV/ RATE 05.000% MATURES 11/01/33 DATED DATE 09/22/22 CALLABLE 05/01/32 @ 100.00 ACCURED INTEREST \$75.00 CUSIP 64971XN95 Moody: Aa1 S&P: AAA EAI: \$3,000 Current yield: 4.18%	Mar 10, 22	60,000.000	124,682	74,809.31	119,591	71,754.60	-3,054.71	ST
VALDEZ AK MARINE TRM RV BEV/ VARATE PUTBND RATE 00.400% MATURES 12/01/33 CALLABLE 04/01/22 @ 100.00 PUTABLE 04/07/22 @ 100.00 ACCURED INTEREST \$31.11 CUSIP 919061DU2 Moody: Aa2 S&P: AA- EAI: \$400 Current yield: 0.40%	Mar 11, 22	100,000.000	100,000	100,000.00	100,000	100,000.00		ST
ILLINOIS ST TOLL HWY AU SR A RV BEV/ RATE 05.000% MATURES 01/01/43 DATED DATE 12/16/21 CALLABLE 01/01/32 @ 100.00 ACCURED INTEREST \$947.91 CUSIP 452252PWB Moody: Aa3 S&P: AA- EAI: \$3,250 Current yield: 4.29% Original cost basis: \$76,235.25	Mar 22, 22	65,000.000	117,246	76,210.25	116,473	75,707.45	-502.80	ST

continued next page



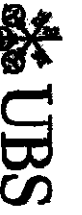
Account name:  
Friendly account name:  
Account number:

Your assets • Fixed Income • Municipal securities (continued)

Holding	Trade date	Total face value at maturity (\$)	Purchase price (\$)	Adjusted cost basis (\$)	Price on Mar 31 (\$)	Value on Mar 31 (\$)	Unrealized gain or loss (\$)	Holding period
<b>DENVER CO CITY &amp; CNTY</b>								
SR A	BERV							
RATE 05.000% MATURES 12/01/45								
DATED DATE 09/24/22								
CALLABLE 06/01/32 @ 100.00								
ACCURED INTEREST \$34.02								
CUSIP 249174VP2								
Moody: A+1 S&P: AA+								
EAI: \$1,750 Current yield: 4.16%								
Original cost basis: \$42,753.55								
Mar 11, 22		35,000,000	122,115	42,740.48	120,249	42,087.15	-653.33	ST
<b>NEW YORK ST DORM AUTH ST</b>								
SR A RV	BERV							
RATE 05.000% MATURES 09/15/46								
DATED DATE 09/25/22								
CALLABLE 09/15/32 @ 100.00								
ACCURED INTEREST \$54.16								
CUSIP 649909YS8								
S&P: AA+								
EAI: \$3,250 Current yield: 4.28%								
Original cost basis: \$75,463.05								
Mar 16, 22		65,000,000	116,073	75,448.00	116,690	75,848.50	400.50	ST
Total		\$630,000,000		\$689,916.74		\$683,842.50	-\$6,074.24	
<b>Total accrued interest: \$1,988.01</b>								
<b>Total estimated annual income: \$16,348</b>								

Your total assets

	Cash and money balances	Municipal securities	Total accrued interest	Total fixed income	Total
Cash	308,138.90	683,842.50	1,988.01	685,830.51	\$993,969.41
Fixed Income					
Value on Mar 31 (\$)					
Percentage of your account	31.00%	69.00%			100.00%
Cost basis (\$)	308,138.90	689,916.74		689,916.74	\$998,055.64
Estimated annual income (\$)		16,348.00		16,348.00	\$16,348.00
Unrealized gain or loss (\$)		-6,074.24		-6,074.24	-\$6,074.24
Total					\$993,969.41



Account name:  
Fidelity account n  
Account number:

# Account activity this period

Date	Activity	Description	Amount (\$)
Mar 9	Transfer	FM WK 09779 9100	1,000,000.00
Total deposits and other funds credited			\$1,000,000.00

Date	Activity	Description	Amount (\$)
Dividend and Interest Income			
		Total accrued interest paid	-\$1,505.31
		Total dividend and interest income	-\$1,505.31

Date	Activity	Description	Amount (\$)
Fees			
		[REDACTED]	[REDACTED]

### Investment transactions

For more information about the prices shown for restricted securities, see [Important information about your statement](#) at the end of this document.

Date	Activity	Description	Quantity	Value (\$)	Price (\$)	Proceeds from investment transactions (\$)	Funds withdrawn for investment bought (\$)	Accrued interest (\$)
Mar 11	Bought	VALDEZ ALASKA MARINE TERM REV MARINE TERM REV BRDG BOS DETACHABLE CALL @ ISSUER'S OPT 1993-8 EXXON MOBIL CORP DUE 12/01/2033 DATED 12/15/1993 VARIABLE REVENUE CALLABLE-NEXT PRICING CALL 04/01/2022 @ 100.000 PLTABLE 03/14/2022 @ 100.00 BUCK ENTRY ONLY MONTHLY INTEREST 1.000% YIELD TO MATURITY UNSOLICITED PAYMENT FREQ. MONTHLY	100,000.000	100,000.000	100.000000		-100,000.00	-1.85

Call features may exist which may affect yield. Additional information on request. Additional trade information on this security transaction such as the prices of other transactions in the same bond, the official statement and other disclosures for the bond, ratings and market data and educational material provided by MSRB is available at <https://emma.msrb.org/cusip/919061DLU2> CUSIP NO. 919061DLU2 Capcity: Agent Execution Time: 12:00 PM EST

continued next page



Account name:  
Friendly account name:  
Account number:

Account activity this period (continued)

Investment transactions (continued)

Date	Activity	Description	Quantity	Value (\$)	Price (\$)	Proceeds from Investment transactions (\$)	Funds withdrawn for Investments bought (\$)	Accrued Interest (\$)	
Mar 11	Bought	MISSISSIPPI BUSINESS FIN CORP MISS GULF OPPORTUNITY ZONE INDL DEV REV VAR RATE REV BDS CHEVRON CORP 2007C CHEVRON CORP DUE 12/01/2030 DATED 12/19/2007 VARIABLE REVENUE CALLABLE-NEXT PRICING CALL 04/01/2022 @ 100,000 PUTTABLE BOOK ENTRY ONLY MONTHLY INTEREST 0.080% YIELD TO MATURITY UNSOLICITED PAYMENT FREQ. MONTHLY	200,000.000	100,000,000	100,000,000		-200,000.00	-4.44	
<p>Call features may exist which may affect yield. Additional information on request. ▶ Additional trade information on this security transaction such as the price of other transactions in the same bond, the official statement and other disclosures for the bond, ratings and market data and educational material provided by MSFB is available at <a href="http://emma.msfb.org/cusip/60528AAU8">http://emma.msfb.org/cusip/60528AAU8</a> ▶ CUSIP NO. 60528AAU8 ▶ Capacity: Agent ▶ Execution Time: 06:36 PM EST</p>									
Mar 14	Bought	MISSISSIPPI BUSINESS FIN CORP MISS GULF OPPORTUNITY ZONE INDL DEV REV VAR RATE REV BDS CHEVRON CORP 2007C CHEVRON CORP DUE 12/01/2030 DATED 12/19/2007 VARIABLE REVENUE CALLABLE-NEXT PRICING CALL 04/01/2022 @ 100,000 PUTTABLE BOOK ENTRY ONLY MONTHLY INTEREST 0.080% YIELD TO MATURITY UNSOLICITED PAYMENT FREQ. MONTHLY AS OF 03/11/22	200,000.000	100,000,000	100,000,000		-200,000.00	-3.73	
<p>Call features may exist which may affect yield. Additional information on request. ▶ Additional trade information on this security transaction such as the price of other transactions in the same bond, the official statement and other disclosures for the bond, ratings and market data and educational material provided by MSFB is available at <a href="http://emma.msfb.org/cusip/60528AAU8">http://emma.msfb.org/cusip/60528AAU8</a> ▶ CUSIP NO. 60528AAU8 ▶ Capacity: Agent ▶ Execution Time: 06:36 PM EST</p>									
Mar 14	Cancel Buy	MISSISSIPPI BUSINESS FIN CORP MISS GULF OPPORTUNITY ZONE INDL DEV REV VAR RATE REV BDS CHEVRON CORP 2007C CHEVRON CORP DUE 12/01/2030 DATED 12/19/2007 VARIABLE REVENUE CALLABLE-NEXT PRICING CALL 04/01/2022 @ 100,000 PUTTABLE BOOK ENTRY ONLY MONTHLY INTEREST 0.080% YIELD TO MATURITY UNSOLICITED PAYMENT FREQ. MONTHLY AS OF 03/11/22	-200,000.000		100,000,000		200,000.00	4.44	
<p>Call features may exist which may affect yield. Additional information on request. ▶ Additional trade information on this security transaction such as the price of other transactions in the same bond, the official statement and other disclosures for the bond, ratings and market data and educational material provided by MSFB is available at <a href="http://emma.msfb.org/cusip/60528AAU8">http://emma.msfb.org/cusip/60528AAU8</a> ▶ CUSIP NO. 60528AAU8 ▶ Capacity: Agent ▶ Execution Time: 06:36 PM EST</p>									

continued next page



ACCESS  
Jul. 2019 - Mar. 2022

Account name:  
Friendly account name:  
Account number:

Account activity this period (continued)

Investment transactions (continued)

Date	Activity	Description	Quantity	Value (\$)	Price (\$)	Proceeds from Investment transactions (\$)	Funds withdrawn for investment bought (\$)	Accrued Interest (\$)
Mar 15	Bought	QUINCY MASS FOR ISSUES DATED PRIOR TO 09/16/11 SEE 748505 GO BD ANTC NIS DUE 07/08/2022 DATED 07/09/2021 2.00% INTEREST GENERAL OBLIGATION LIMITED TAX FIRST INTEREST PAYMENT 07/08/2022 BOOK ENTRY ONLY AT MATURITY INTEREST 0.707% YIELD TO MATURITY UNSOLICITED PAYMENT FREQ. AT MATURITY	45,000.000	100,404,000.00			-45,181.80	-615.00
Mar 17	Bought	CALIFORNIA ST VAR PURP GO BDS DUE 04/01/2033 DATED 09/17/2022 5.00% INTEREST GENERAL OBLIGATION CALLABLE-NEXT PRICING CALL 04/01/2032 @ 100,000 FIRST INTEREST PAYMENT 10/01/2022 BOOK ENTRY ONLY UNLIMITED TAX 2.110% YIELD TO CALL 04/01/2032 @ \$100,000 2.315% YIELD TO MATURITY UNSOLICITED PAYMENT FREQ. SEMI ANNUALLY	60,000.000	126,021,000.00			-75,612.60	

You may obtain a copy of the offering document for this security at <http://www.emma.msb.org>, or request one from your financial advisor. Please be advised that the offering document has important information about the product's features, including potential risks that you may wish to discuss with your financial advisor. Call features may exist which may affect yield. Additional information on request. Additional trade information on this security transaction such as the prices of other transactions in the same bond, the official statement and other disclosures for the bond, ratings and market data and educational material provided by MSRB is available at <http://emma.msb.org/cusip/13063DP77> CUSIP NO. 13063DP77 Capacity: Agent Execution Time: 06:36 PM EST

Mar 22	Bought	NEW YORK N Y CITY TRANSITIONAL FN AUTH REV FUTURE TAX SEC2 SUB BDS RSCAL 2022 D SUB D1 DUE 11/01/2033 DATED 09/22/2022 5.00% INTEREST REVENUE CALLABLE-NEXT PRICING CALL 05/01/2032 @ 100,000 FIRST INTEREST PAYMENT 05/01/2022 BOOK ENTRY ONLY 2.250% YIELD TO CALL 05/01/2032 @ \$100,000 2.527% YIELD TO MATURITY UNSOLICITED PAYMENT FREQ. SEMI ANNUALLY	60,000.000	124,737,000.00			-74,842.20	
--------	--------	--	------------	----------------	--	--	------------	--

You may obtain a copy of the offering document for this security at <http://www.emma.msb.org>, or request one from your financial advisor. Please be advised that the offering document has important information about the product's features, including potential risks that you may wish to discuss with your financial advisor. Call features may exist which may affect yield. Additional information on request. Additional trade information on this security transaction such as the prices of other transactions in the same bond, the official statement and other disclosures for the bond, ratings and market data and educational material provided by MSRB is available at <http://emma.msb.org/cusip/64971XN95> CUSIP NO. 64971XN95 Capacity: Agent Execution Time: 06:36 PM EST

continued next page



Account name:  
Friendly account name:  
Account number:

Account activity this period (continued)

Investment transactions (continued)

Date	Accty	Description	Quantity	Value (\$)	Price (\$)	Proceeds from investment transactions (\$)	Funds withdrawn for investments bought (\$)	Accrued interest (\$)
Mar 24	Bought	DENVER GOLD CITY & CNTY SCH DIST NO 1 SER A DUE 12/01/2045 DATED 03/24/2022 5.00% INTEREST GENERAL OBLIGATION CALLABLE-NEXT PRICING CALL 06/01/2032 @ 100,000 FIRST INTEREST PAYMENT 06/01/2022 BOOK ENTRY ONLY UNLIMITED TAX 2.520% YIELD TO CALL 06/01/2032 @ \$100,000 3.601% YIELD TO MATURITY UNSOLICITED PAYMENT FREQ. SEMI ANNUALLY	35,000.000	122,153,000			-42,753.55	
Mar 24	Bought	ILLINOIS ST TOLL HWY AUTH TOLL HIGHWAY REV SR BDS 2021 A DUE 01/01/2043 DATED 12/16/2021 5.00% INTEREST REVENUE CALLABLE-NEXT PRICING CALL 01/01/2032 @ 100,000 FIRST INTEREST PAYMENT 07/01/2022 BOOK ENTRY ONLY 2.950% YIELD TO CALL 01/01/2032 @ \$100,000 3.789% YIELD TO MATURITY UNSOLICITED PAYMENT FREQ. SEMI ANNUALLY	65,000.000	117,285,000			-76,235.25	-884.72
Mar 25	Bought	NEW YORK ST DOMIN AUTH ST PENS INCOME TAX REV GEN PURP BDS 2022 A DUE 03/15/2026 DATED 03/25/2022 5.00% INTEREST REVENUE CALLABLE-NEXT PRICING CALL 03/15/2032 @ 100,000 MANDATORY SINK FIRST INTEREST PAYMENT 03/15/2022 BOOK ENTRY ONLY 3.110% YIELD TO CALL 03/15/2032 @ \$100,000 3.954% YIELD TO MATURITY UNSOLICITED PAYMENT FREQ. SEMI ANNUALLY	65,000.000	116,097,000			-75,465.05	
		<p>You may obtain a copy of the offering document for this security at <a href="http://www.emma.mrb.org">http://www.emma.mrb.org</a>, or request one from your financial advisor. Please be advised that the offering document has important information about the product's features, including potential risks that you may wish to discuss with your financial advisor. Call features may exist which may affect yield. Additional information on this security transaction such as the prices of other transactions in the same bond, the official statement and other disclosures for the bond, ratings and market data and educational material provided by MSRB is available at <a href="http://emma.mrb.org/cusip/64990F058">http://emma.mrb.org/cusip/64990F058</a> &gt; CUSIP NO. 64990F058 &gt; Capacity: Agent &gt; Execution Time: 06:35 PM EST</p>						
<b>Total</b>							<b>-\$880,088.45</b>	<b>-\$1,505.31</b>



ACCESS  
Jul. 2019 - Mar. 2022

Account name:  
Friendly account name:  
Account number:



Account activity this period (continued)

Date	Activity	Description	Amount (\$)
Jun 28	Balance forward		\$0.00
Mar 10	Deposit	UBS INSURED SWEEP PROGRAM	1,000,000.00
Mar 11	Withdrawal	UBS INSURED SWEEP PROGRAM	-200,004.44
Mar 14	Withdrawal	UBS INSURED SWEEP PROGRAM AS OF 03/11/22	-100,001.85
Mar 15	Withdrawal	UBS INSURED SWEEP PROGRAM	-45,798.09
Mar 17	Withdrawal	UBS INSURED SWEEP PROGRAM	-75,612.60
Mar 22	Withdrawal	UBS INSURED SWEEP PROGRAM	-74,842.20
Mar 24	Withdrawal	UBS INSURED SWEEP PROGRAM	-119,873.52
Mar 25	Withdrawal	UBS INSURED SWEEP PROGRAM	-75,463.05
Mar 30	Withdrawal	UBS INSURED SWEEP PROGRAM AS OF 03/29/22	-267.34
Mar 31	Closing	UBS Insured Sweep Program	\$308,138.90



Account number: [REDACTED]  
Priority account no: [REDACTED]  
Account number: [REDACTED]

## Your assets

Some prices, income and current values shown may be approximate. As a result, gains and losses may not be accurately reflected. See Important Information about your statement at the end of this document for more information.

### Cash

#### Cash and money balances

Cash and money balances include available cash balances, UBS Bank USA deposit account balances, UBS FDIC Insured Deposit Program Bank deposit account balances, UBS Insured Sweep Program deposit account balances, UBS AG Stamford Branch deposit account balances and money market mutual fund sweep balances.

Deposit account balances at UBS Bank USA and all banks participating in the UBS FDIC-Insured Deposit Program and the UBS Insured Sweep Program are insured by the FDIC up to \$250,000 per depositor per ownership category, but are not protected by SIPC. UBS AG Stamford Branch deposit account balances are not insured by the FDIC and are not protected by SIPC. Money market sweep balances are protected by SIPC but are not insured by the FDIC.

Holding	Opening balance on Mar 1 (S)	Closing balance on Mar 31 (S)
UBS Insured Sweep Prgm	28,258.69	8,889.83

#### UBS Insured Sweep Program

Priority	Bank Name	Closing balance on Mar 31 (S)	Status
1	UBS Bank USA	8,889.83	(2)
2	Goldman Sachs Bank	0.00	(2)
3	Congressional Bank	0.00	(2)
4	Barclays Bank Delaware	0.00	(2)
5	Western Alliance Bank	0.00	(2)

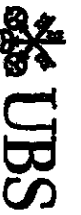
### Status

(2) - This Bank is at deposit capacity and may temporarily stop taking new deposits until capacity is available

For FDIC insurance purposes, deposit balances include deposit account balances held at UBS Bank USA through the UBS cash sweep programs, Certificates of Deposits and UBS Core Savings. FDIC Insurance is calculated by ownership category (e.g., single, joint, retirement, business, trust). As a result, you will need to review your deposit amounts in each ownership category to determine whether your deposit balances are fully insured. For more information, visit [www.fdic.gov](http://www.fdic.gov). Please review this section as well as the "Cash alternatives" and "Fixed Income" sections to review the current deposit balances held at UBS Bank USA.

See the Important Information about your statement at the end of this document for details about these balances.

Priority	Bank Name	Price per share on Mar 31 (S)	Average rate	Dividend/Interest period	Days in period	Closing balance on Mar 31 (S)	Status
6	Bank of the West					0.00	(2)
7	BankUnited, N.A.					0.00	(2)
8	Morgan Stanley Bank, NA					0.00	(2)
9	Morgan Stanley Private Bank, NA					0.00	(2)
10	HSBC Bank USA					0.00	(2)
TOTAL						\$8,889.83	



Account name:  
Friendly account name:  
Account number:

YOUR ASSETS (continued)

Equities

Common stock

Holding	Trade date	Number of shares	Purchase price Average price per share (\$)	Cost basis (\$)	Price per share on Mar 31 (\$)	Value on Mar 31 (\$)	Unrealized gain or loss (\$)	Holding period
<b>ADVANCE AUTO PARTS INC</b>								
Symbol: AAP Exchange: NYSE								
EAI: \$600 Current yield: 2.90%								
	Mar 20, 19	75,000	163.864	12,289.87	206.960	15,522.00	3,232.13	LT
	Mar 23, 21	19,000	179.636	3,413.10	206.960	3,932.24	519.14	LT
	Jun 4, 21	6,000	192.988	1,157.93	206.960	1,241.76	83.83	ST
Security total		100,000	168.609	16,860.90		20,696.00	3,835.10	
<b>AECOM</b>								
Symbol: ACM Exchange: NYSE								
EAI: \$195 Current yield: 0.78%								
<b>ALEXANDRIA REAL ESTATE EQUITIES</b>								
Symbol: ARE Exchange: NYSE								
EAI: \$460 Current yield: 2.29%								
	Aug 19, 19	65,000	148.231	9,635.03	201.250	13,081.25	3,446.22	LT
	Mar 13, 20	30,000	140.065	4,201.95	201.250	6,037.50	1,835.55	LT
	Apr 20, 20	5,000	152.230	761.15	201.250	1,006.25	245.10	LT
Security total		100,000	145.981	14,598.13		20,125.00	5,526.87	
<b>AMERICAN WATER WORKS CO INC</b>								
NEW								
Symbol: AMW Exchange: NYSE								
EAI: \$323 Current yield: 1.46%								
	Oct 12, 18	34,000	87.570	2,977.38	165.530	5,628.02	2,650.64	LT
	Nov 27, 18	35,000	91.919	3,217.18	165.530	5,793.95	2,576.37	LT
	Feb 1, 19	15,000	95.359	1,430.39	165.530	2,482.95	1,052.56	LT
	Jul 27, 20	50,000	144.301	7,215.09	165.530	8,276.50	1,061.41	LT
Security total		134,000	110.747	14,840.04		22,181.02	7,340.98	
<b>AMERIPRISE FINANCIAL INC</b>								
Symbol: AMP Exchange: NYSE								
EAI: \$339 Current yield: 1.50%								
	Jul 27, 20	39,000	156.698	6,111.24	300.360	11,714.04	5,602.80	LT
	Oct 30, 20	14,000	159.990	2,239.86	300.360	4,205.04	1,965.18	LT
	Mar 23, 21	22,000	223.145	4,909.21	300.360	6,607.62	1,698.71	LT
Security total		75,000	176.804	13,260.31		22,527.00	9,266.69	

continued next page



Portfolio Management Program  
March 2022

Account name:  
Friendly account name:  
Account number:

Your assets, Equities, Common stock (continued)

Symbol	Exchange	Trade date	Number of shares	Purchase price/ Average price per share (\$)	Cost basis (\$)	Price per share on Mar 31 (\$)	Value on Mar 31 (\$)	Unrealized gain or loss (\$)	Holding period
<b>AMETEK INC (NEW)</b>									
Symbol:	AME	Exchange:	NYSE						
EAI:	\$154	Current yield:	0.66%						
		Jul 27, 20	96,000	93.385	8,964.96	133.180	12,785.28	3,820.32	LT
		Oct 30, 20	22,000	97.890	2,153.58	133.180	2,929.96	776.38	LT
		Mar 23, 21	57,000	122.019	6,955.12	133.180	7,591.26	636.14	LT
Security total			175,000	103.278	18,073.66		23,306.50	5,232.84	
<b>AVANTOR INC</b>									
Symbol:	AVTR	Exchange:	NYSE						
		Jun 4, 21	450,000	31.290	14,080.50	33.820	15,219.00	1,138.50	ST
<b>BOOZ ALLEN HAMILTON HLDG CORP CL A</b>									
Symbol:	BAH	Exchange:	NYSE						
EAI:	\$258	Current yield:	1.96%						
		Nov 27, 18	35,000	50.649	1,772.72	87.840	3,074.40	1,301.68	LT
		Feb 1, 19	15,000	51.129	766.94	87.840	1,317.60	550.66	LT
		Mar 20, 19	100,000	56.114	5,611.40	87.840	8,784.00	3,172.60	LT
Security total			150,000	54.340	8,151.06		13,176.00	5,024.94	
<b>BRIGHT HORIZONS FAMILY SOLUTIONS INC</b>									
Symbol:	BEAM	Exchange:	NYSE						
		Mar 15, 22	75,000	133.038	9,977.87	132.890	9,951.75	-26.12	ST
<b>BURLINGTON STORES INC</b>									
Symbol:	BURL	Exchange:	NYSE						
		Oct 30, 20	40,000	193.390	7,735.60	182.170	7,286.80	-448.80	LT
		Feb 9, 21	35,000	266.423	9,324.81	182.170	6,375.95	-2,948.86	LT
Security total			75,000	227.472	17,060.41		13,662.75	-3,397.66	
<b>CITIZENS FINANCIAL GROUP INC</b>									
Symbol:	CFG	Exchange:	NYSE						
EAI:	\$663	Current yield:	3.44%						
		Dec 20, 18	1,000	29.160	29.16	45.330	45.33	16.17	LT
		Feb 1, 19	125,000	34.228	4,278.59	45.330	5,666.25	1,387.66	LT
		Mar 13, 20	65,000	22.387	1,455.16	45.330	2,946.45	1,491.29	LT
		Jul 27, 20	225,000	24.950	5,613.75	45.330	10,199.25	4,585.50	LT
		Mar 23, 21	9,000	42.548	382.94	45.330	407.97	25.03	LT
Security total			425,000	27.670	11,759.60		19,265.25	7,505.65	
<b>CURTISS WRIGHT CORP</b>									
Symbol:	CW	Exchange:	NYSE						
EAI:	\$72	Current yield:	0.48%						
		Feb 9, 21	100,000	112.939	11,293.90	150.160	15,016.00	3,722.10	LT

Continued next page



Your assets, Equities, Common stock (continued)

Heading	Trade date	Number of shares	Purchase price Average price per share (\$)	Cost basis (\$)	Price per share on Mar 31 (\$)	Value on Mar 31 (\$)	Unrealized gain or loss (\$)	Heading period
<b>DARDEN RESTAURANTS INC</b>								
Symbol: DRI Exchange: NYSE								
EAI: \$880 Current yield: 3.31%								
	Jun 24, 19	25,080	123.726	3,093.16	132.950	3,323.75	230.59	LT
	Oct 23, 19	40,000	109.220	4,368.83	132.950	5,318.00	949.17	LT
	Mar 13, 20	35,000	61.830	2,164.05	132.950	4,653.25	2,489.20	LT
	Jul 27, 20	100,000	76.739	7,673.98	132.950	13,295.00	5,621.02	LT
		200,000	86.500	17,300.02		26,590.00	9,289.98	
<b>Security total</b>								
<b>EASTMAN CHEMICAL CO</b>								
Symbol: EMI Exchange: NYSE								
EAI: \$334 Current yield: 2.71%								
	Apr 23, 21	110,000	113.160	12,447.60	112.060	12,326.60	-121.00	ST
<b>ENTEGINS INC</b>								
Symbol: ENTG Exchange: OTC								
EAI: \$40 Current yield: 0.30%								
	Mar 23, 21	101,000	102.474	10,349.88	131.260	13,257.26	2,907.38	LT
<b>EPAM SYSTEMS INC</b>								
Symbol: EPAM Exchange: NYSE								
	Nov 27, 18	20,000	124.090	2,481.60	296.610	5,932.20	3,450.60	LT
	Dec 20, 18	60,000	113.426	6,805.57	296.610	17,796.60	10,991.03	LT
		80,000	116.090	9,287.17		23,728.80	14,441.63	
<b>Security total</b>								
<b>FIRST REP BANK</b>								
Symbol: FRIC Exchange: NYSE								
EAI: \$92 Current yield: 0.55%								
	Apr 20, 20	100,000	101.115	10,111.50	162.100	16,210.00	6,098.50	LT
	Oct 30, 20	4,000	126.102	504.41	162.100	648.40	143.99	LT
		104,000	102.076	10,615.91		16,858.40	6,242.49	
<b>Security total</b>								
<b>FMC CORP NEW</b>								
Symbol: FMC Exchange: NYSE								
EAI: \$498 Current yield: 1.61%								
	Sep 23, 19	140,000	89.903	12,586.43	131.570	18,419.80	5,833.37	LT
	Oct 23, 19	50,000	82.417	4,120.86	131.570	6,578.50	2,457.64	LT
	Mar 13, 20	10,000	84.179	841.79	131.570	1,315.70	473.91	LT
	Apr 20, 20	35,000	85.900	3,006.50	131.570	4,604.95	1,598.45	LT
		235,000	87.471	20,555.58		30,918.95	10,363.37	
<b>Security total</b>								
<b>FORTNET INC</b>								
Symbol: FTNT Exchange: OTC								
	Oct 12, 18	14,000	79.450	1,112.30	341.740	4,784.36	3,672.06	LT
	Nov 27, 18	40,000	70.872	2,834.88	341.740	13,669.60	10,834.72	LT
	Mar 23, 21	21,000	175.510	3,685.71	341.740	7,176.54	3,490.83	LT

continued next page



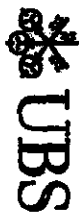
Portfolio Management Program  
March 2022

Account name:  
Friendly account name:  
Account number:

YOUR assets, Equities, Common stock (continued)

Holding	Trade date	Number of shares	Purchase price Average price per share (\$)	Cost basis (\$)	Price per share on Mar 31 (\$)	Value on Mar 31 (\$)	Unrealized gain or loss (\$)	Holding period
<b>GENERAC HDGS INC</b>								
Symbol: GNRC Exchange: NYSE	Mar 16, 22	50,000	301.020	15,051.00	297.260	14,863.00	-188.00	ST
<b>HOLLIVAN LOKEY INC</b>								
Symbol: HLJ Exchange: NYSE	May 28, 19	140,000	46.505	6,510.73	87.800	12,292.00	5,781.27	LT
EAI: \$516 Current yield: 1.96%	Jul 22, 19	120,000	43.873	5,264.81	87.800	10,596.00	5,271.19	LT
Security total	Apr 20, 20	40,000	56.860	2,274.40	87.800	3,512.00	1,237.60	LT
Security total		300,000	46.833	14,049.94		26,340.00	12,290.06	
<b>INGERSOLL RAND INC</b>								
Symbol: IR Exchange: NYSE	Apr 23, 21	400,000	51.557	20,622.84	50.350	20,140.00	-482.84	ST
EAI: \$40 Current yield: 0.16%	Dec 20, 21	100,000	57.370	5,737.00	50.350	5,035.00	-702.00	ST
Security total		500,000	52.720	26,359.84		25,175.00	-1,184.84	
<b>JAZZ PHARMACEUTICALS PLC</b>								
Symbol: JAZZ Exchange: OTC	Mar 15, 22	75,000	154.967	11,622.53	155.670	11,675.25	52.72	ST
<b>KEYSIGHT TECHNOLOGIES INC COM</b>								
Symbol: KEYS Exchange: NYSE	Nov 5, 21	75,000	186.009	13,950.74	157.970	11,847.75	-2,102.99	ST
<b>LABORATORY CORP AMER HDGS NEW</b>								
Symbol: LH Exchange: NYSE	May 28, 19	45,000	166.691	7,501.12	263.660	11,864.70	4,363.58	LT
	Jun 24, 19	40,000	170.290	6,811.60	263.660	10,546.40	3,734.80	LT
Security total	Jul 27, 20	25,000	199.940	4,998.50	263.660	6,591.50	1,593.00	LT
Security total		110,000	175.557	19,311.22		29,002.60	9,691.38	
<b>LOGITECH INTL SA REG NAMEN-AKT CHF</b>								
Symbol: LOGI Exchange: OTC	Oct 12, 18	50,000	38.922	1,946.13	73.780	3,689.00	1,742.87	LT
EAI: \$166 Current yield: 1.29%	Nov 27, 18	100,000	33.190	3,319.00	73.780	7,378.00	4,059.00	LT
CHF Exchange rate: 0.92025	Dec 20, 21	25,000	81.460	2,036.50	73.780	1,844.50	-192.00	ST
Security total		175,000	41.724	7,301.63		12,911.50	5,609.87	
<b>MATCH GROUP INC</b>								
Symbol: MTCX Exchange: OTC	Dec 20, 18	75,040	55.531	4,167.12	108.740	8,159.85	3,992.73	LT

continued next page



Your assets - Equities - Common stock (continued)

Holding	Trade date	Number of shares	Purchase price/ Average price per share (\$)	Cost basis (\$)	Price per share on Mar 31 (\$)	Value on Mar 31 (\$)	Unrealized gain or loss (\$)	Holding period
<b>ON SEMICONDUCTOR CORP</b>								
Symbol: ON Exchange: OTC								
Security total	Mar 20, 19	53,960	68.590	3,701.12	108.740	5,867.61	2,166.49	LT
		129,000	60.994	7,868.24		14,027.46	6,159.22	
<b>PALO ALTO NETWORKS INC</b>								
Symbol: PANW Exchange: OTC								
Security total	Nov 5, 21	225,000	59.530	13,394.25	62.610	14,087.25	693.00	ST
<b>PIONEER NAT RES CO</b>								
Symbol: PYD Exchange: NYSE								
EAL: \$312 Current yield: 1.25%								
Security total	Mar 23, 21	65,000	158.494	10,302.11	250.030	16,251.95	5,949.84	LT
	Jun 4, 21	20,000	169.974	3,399.49	250.030	5,000.60	1,601.11	ST
	Dec 20, 21	15,000	171.240	2,568.60	250.030	3,750.45	1,181.85	ST
		100,000	162.702	16,270.20		25,008.00	8,732.80	
<b>RPM INTL INC (DBL)</b>								
Symbol: RPM Exchange: NYSE								
EAL: \$304 Current yield: 1.96%								
Security total	Mar 13, 20	34,000	61.499	2,090.96	81.440	2,768.96	677.98	LT
	Apr 20, 20	65,000	65.410	4,251.65	81.440	5,293.60	1,041.95	LT
	Oct 30, 20	51,000	84.660	4,317.66	81.440	4,153.44	-164.22	LT
	Mar 23, 21	40,000	89.420	3,576.80	81.440	3,257.60	-319.20	LT
		180,000	74.932	14,237.09		15,473.60	1,236.51	
<b>SERVICE CORP INTL</b>								
Symbol: SCI Exchange: NYSE								
EAL: \$300 Current yield: 1.52%								
Security total	Oct 12, 18	175,000	42.734	7,478.50	65.820	11,518.50	4,040.00	LT
	Nov 27, 18	125,000	44.195	5,578.30	65.820	8,227.50	2,549.20	LT
		300,000	43.856	13,156.80		19,746.00	6,589.20	
<b>TAKE-TWO INTERACTIVE SOFTWARE</b>								
Symbol: TTWO Exchange: OTC								
Security total	Nov 14, 18	40,000	106.506	4,260.26	153.740	6,149.60	1,889.34	LT
	Nov 27, 18	35,000	109.715	3,840.05	153.740	5,380.90	1,540.85	LT
	Mar 23, 21	21,000	175.720	3,690.12	153.740	3,228.54	-461.58	LT
		96,000	122.817	11,780.48		14,759.04	2,968.61	

continued next page



Account name:  
Friendly account name:  
Account number:

Your assets - Equities - Common stock (continued)

Holding	Trade date	Number of shares	Purchase price/ Average price per share (\$)	Cost basis (\$)	Price per share on Mar 31 (\$)	Value on Mar 31 (\$)	Unrealized gain or loss (\$)	Holding period
<b>TELEFLEX INC</b>								
Symbol: TRX Exchange: NYSE								
EAI: \$58 Current yield: 0.38%								
	Sep 23, 19	21,000	345.503	7,255.58	354.830	7,451.43	195.85	LT
	Mar 13, 20	10,000	306.110	3,061.10	354.830	3,548.30	487.20	LT
	Jul 27, 20	5,000	386.250	1,931.25	354.830	1,774.15	-157.10	LT
	Oct 30, 20	14,000	319.510	4,473.14	354.830	4,967.62	494.48	LT
Security total		50,000	334.421	16,721.07		17,741.50	1,020.43	
<b>TIMKEN CO</b>								
Symbol: TRR Exchange: NYSE								
EAI: \$150 Current yield: 1.98%								
	Feb 9, 21	125,000	72.740	9,092.50	60.700	7,587.50	-1,505.00	LT
<b>TYLER TECHNOLOGIES INC</b>								
Symbol: TYL Exchange: NYSE								
	Mar 16, 22	30,000	412.480	12,374.40	444.890	13,346.70	972.30	ST
<b>VAL RESORTS INC</b>								
Symbol: MTN Exchange: NYSE								
EAI: \$382 Current yield: 2.94%								
	Jun 4, 21	50,000	332.989	16,649.48	269.270	13,013.50	-3,635.98	ST
<b>VOYA FINL INC COM</b>								
Symbol: VOYA Exchange: NYSE								
EAI: \$220 Current yield: 1.21%								
	Feb 9, 21	150,000	58.289	8,743.49	66.350	9,952.50	1,209.01	LT
	Mar 23, 21	125,000	62.000	7,750.00	66.350	8,293.75	543.75	LT
Security total		275,000	59.976	16,493.49		18,246.25	1,752.76	
Total				\$518,832.12		\$793,916.53	\$185,084.41	

Total estimated annual income: \$7,396

\* Value has been adjusted to include the amount of the disclosed loss as a result of a Wash Sale transaction.

Your total assets





# Account activity this month

Dividend and Interest Income	Date	Activity	Description	Amount (\$)
Taxable dividends	Mar 1	Dividend	AMERICAN WATER WORKS CO INC NEW PAID ON SYMBOL: AWK	80.74
	Mar 2	Dividend	BOOZ ALLEN HAMILTON HLDG CORP CL A PAID ON SYMBOL: BAH	64.50
	Mar 4	Dividend	TIMKEN CO PAID ON 125 SYMBOL: TKR	37.50
	Mar 14	Dividend	PIONEER NAT RES CO SYMBOL: PXD	300.00
	Mar 14	Dividend	PIONEER NAT RES CO PAID ON 100 SYMBOL: PXD	78.00
	Mar 15	Dividend	HOLLIBAN LOKEY INC PAID ON 300 SYMBOL: HLJ	129.00
	Mar 15	Dividend	TELELEX INC PAID ON 50 SYMBOL: TFY	17.00
	Mar 24	Dividend	INGERSOLL RAND INC PAID ON 500 SYMBOL: IR	10.00
	Mar 30	Dividend	ANETEK INC (NEW) PAID ON 175 SYMBOL: AME	38.50
	Mar 30	Dividend	VOYA FINL INC COM PAID ON 275 SYMBOL: VOYA	55.00
	Mar 30	Dividend	SERVICE CORP INTL PAID ON 300 SYMBOL: SCI	75.00
Total taxable dividends				\$985.24
Taxable interest	Mar 7	Interest	UBS INSURED SWEEP PROGRAM AS OF 03/04/22	0.21
Total taxable interest				\$0.21
Total dividend and interest income				\$985.45



Portfolio Management Program  
March 2022

Account name:  
Friendly account name:  
Account number:

Account activity this month (continued)

Investment transactions

For more information about the prices/shares shown for restricted securities, see important information about your statement at the end of this document.

Date	Activity	Description	Quantity	Value (\$)	Price (\$)	Proceeds from Investment transactions (\$)	Funds withdrawn for Investments bought (\$)	Accrued Interest (\$)
Mar 17	Bought	BRIGHT HORIZONS FAMILY SOLUTIONS INC SYMBOL: BFAM	75,000	133,036266			-9,977.87	
Mar 17	Sold	CITIZENS FINANCIAL GROUP INC SYMBOL: CFG	-100,000	48,812400		4,981.22		
Mar 17	Bought	JAZZ PHARMACEUTICALS PLC SYMBOL: JAZZ	75,000	154,967100			-11,622.53	
Mar 17	Sold	MASIMO CORP SYMBOL: MASI	-75,000	138.65		10,398.70		
Mar 18	Sold	AMERIPRISE FINANCIAL INC SYMBOL: AMP	-25,000	293,114600		7,327.83		
Mar 18	Bought	GENERIC HLDGS INC SYMBOL: GNRC	50,000	301.02			-15,051.00	
Mar 18	Sold	FORTINET INC SYMBOL: FTNT	-21,000	293,512900		6,163.74		
Mar 18	Bought	TYLER TECHNOLOGIES INC SYMBOL: TYL	30,000	412.48			-12,374.40	
<b>Total</b>						<b>\$28,771.49</b>	<b>-\$49,025.80</b>	

Date	Activity	Description	Amount (\$)
Feb 28	Balance forward		\$28,258.69
Mar 2	Deposit	UBS INSURED SWEEP PROGRAM	80.74
Mar 3	Deposit	UBS INSURED SWEEP PROGRAM	64.50
Mar 7	Deposit	UBS INSURED SWEEP PROGRAM AS OF 03/04/22	0.21
Mar 7	Deposit	UBS INSURED SWEEP PROGRAM	37.50
Mar 15	Deposit	UBS INSURED SWEEP PROGRAM	378.00
Mar 16	Deposit	UBS INSURED SWEEP PROGRAM	146.00
Mar 17	Withdrawal	UBS INSURED SWEEP PROGRAM	-4,320.48
Mar 18	Withdrawal	UBS INSURED SWEEP PROGRAM	-13,933.83
Mar 25	Deposit	UBS INSURED SWEEP PROGRAM	10.00

continued next page



Account name:  
Friendly account name:  
Account number:



Account activity this month (continued)

Money balance activities (continued)	Date	Activity	Description	Amount (\$)
	Mar 31	Deposit	UBS INSURED SWEEP PROGRAM	163.50
	Mar 31	Closing UBS Insured Sweep Program		\$2,889.83

Realized gains and losses

The estimated realized gains and losses shown below are not for tax purposes. Please note that gain or loss recognized on the sale or redemption of certain Structured Products, like Contingent Debt Securities, may be ordinary, and not capital, gain or loss. Please check with your tax advisor. To calculate gains and losses, we liquidate the oldest security lot first. This is known as the first-in, first-out or FIFO accounting method. We use this method unless you specified which tax lot to close when you placed your order. This is known as a versus purchases or VSP order. See important information about your statements at the end of this document for more

information. We may not adjust gains and losses for all capital changes. We automatically adjust cost basis for tax-exempt and AMT coupon municipal securities for estimated amortization of bond premiums and for accreted OID for securities issued at a discount. If you requested that UBS adjust cost basis for the bond premium amortization on taxable debt securities then cost basis reflected for these securities has been adjusted. Estimates in the Unclassified section can not be classified as short term or long term because information is missing, or the product is one in which the gain/loss calculation is not provided.

Long-term capital gains and losses

Security description	Method	Quantity or face value	Purchase date	Sale date	Sale amount (\$)	Cost basis (\$)	Wash sale cost basis adjustment(\$)	Loss (\$)	Gain (\$)
AMERIPRISE FINANCIAL INC	FIFO	25,000	Jul 27, 20	Mar 15, 22	7,227.83	3,917.46			3,410.37
CITIZENS FINANCIAL GROUP INC	FIFO	1,000	Oct 12, 18	Mar 15, 22	48.81	36.02			12.79
	FIFO	90,000	Nov 27, 18	Mar 15, 22	4,393.10	3,256.90			1,136.20
	FIFO	9,000	Dec 20, 18	Mar 15, 22	439.31	262.44			176.87
FORTINET INC	FIFO	15,000	Aug 27, 18	Mar 15, 22	4,402.67	1,209.87			3,192.80
	FIFO	6,000	Oct 12, 18	Mar 15, 22	1,761.07	476.70			1,284.37
MASIMO CORP	FIFO	65,000	Dec 20, 18	Mar 15, 22	9,012.21	6,709.97			2,302.24
	FIFO	10,000	Apr 20, 20	Mar 15, 22	1,386.49	1,974.00			-587.51
<b>Total</b>					<b>\$26,771.49</b>	<b>\$17,843.36</b>		<b>-\$587.51</b>	<b>\$11,515.64</b>
Net long-term capital gains or losses									
Net capital gains/losses:									
									<b>\$10,928.13</b>
									<b>\$10,928.13</b>



UBS  
 Portfolio holdings - as of April 08, 2022 (continued)  
 Details of portfolio holdings

Consolidated report prepared for Kelly Daughtry

Fixed Income	Quantity	Purchase price (\$)/ Avg Price	Price on 04/08/2022 (\$)	Cost basis (\$)	Market value (\$)	Unrealized gain/loss (\$)	Unrealized gain/loss (%)	Est. annual income (\$)	Current yield (%)	% of Fixed Income	% of Portfolio
US											
BRUNSWICK CO NC BEV/ 3,000 080135 DTD 070720	100,000.00	111.67	100.01	111,665.89	100,570.33	-11,095.56	-9.94%	3,000.00	3.00%	1.65%	0.54%
CALIFORNIA ST VAR FUND S BEV/ 5,000 040133 DTD 031722	60,000.00	125.88	120.01	75,530.67	72,181.00	-3,349.67	-4.43%	3,000.00	4.17%	1.18%	0.38%
CAPE FEAR PUB UTIL AUTH SR A RV BEV/ 100,000.00	100,000.00	111.31	106.88	111,311.70	107,625.44	-3,686.26	-3.31%	4,000.00	3.74%	1.76%	0.57%
CHARLOTTE NC RV BEV/ 4,000 070147 DTD 042518	100,000.00	103.11	105.59	103,111.99	106,662.78	3,550.79	3.44%	4,000.00	3.79%	1.75%	0.57%
CHARLOTTE NC RV BEV/ 5,000 070142 DTD 060117	100,000.00	114.44	109.93	114,435.90	111,277.22	-3,158.68	-2.76%	5,000.00	4.59%	1.82%	0.59%
DENVER CO CITY & CNTY SR A BEV/ 5,000 120145 DTD 032422	35,000.00	122.08	118.17	42,727.40	41,427.56	-1,299.84	-3.04%	1,750.00	4.23%	0.68%	0.25%
DURHAM NC LTD GBLG RV BEV/ 100,000.00	100,000.00	103.85	106.87	103,850.37	106,951.78	3,101.41	2.99%	4,000.00	3.74%	1.75%	0.57%
FORSYTH CNTY N C PUB SR A OJD97.996 BEV/ 3,125 030138 DTD 032019	100,000.00	99.21	99.50	99,210.10	99,818.18	608.08	0.61%	3,125.00	3.14%	1.63%	0.53%
ILLINOIS ST TOLL HWY AU SR A RV BEV/ 5,000 010143 DTD 121621	65,000.00	117.22	115.38	76,190.81	76,006.16	-184.65	-0.24%	3,250.00	4.33%	1.24%	0.41%
ISRAEL NATL MUNI BOND ETF	5,000.00	113.69	108.59	588,454.85	542,950.00	-45,504.85	-4.48%	10,180.78	1.88%	8.89%	2.90%
ISRAEL TRBS BOND ETF	10,000.00	123.26	121.63	1,232,554.50	1,216,300.00	-16,254.50	-1.32%	66,947.32	5.50%	19.92%	6.49%





Portfolio holdings - as of April 08, 2022 (continued)

Fixed Income	Quantity	Purchase price (\$)/ Avg Price	Price on 04/08/2022 (\$)	Cost basis (\$)	Market value (\$)	Unrealized gain/loss (\$)	Unrealized gain/loss (%)	Est. annual income (\$)	Current Yield (%)	% of Fixed Income Portfolio	% of Portfolio
US											
MECKLENBURG CNTY NC 2018 BE/R 3,000 030130 DTD 092718	100,000.00	100.26	102.70	100,262.94	103,012.33	2,749.39	2.74%	3,000.00	2.92%	1.69%	0.55%
MECKLENBURG CNTY NC SR B BE/R 4,000 120129 DTD 101816	100,000.00	106.26	107.26	106,264.36	108,669.11	2,404.75	2.26%	4,000.00	3.73%	1.78%	0.58%
MISSISSIPPI BUSINESS FIN C-CON RV BE/R 0.150 120130 DTD 121907	200,000.00	100.00	100.00	200,000.00	200,000.00	0.00	0.00%	300.00	0.15%	3.28%	1.07%
MISSOURI ST HEALTH & EDL SR A RV BE/R 5,000 060129 DTD 042122	40,000.00	114.65	114.58	45,859.20	45,831.60	-27.60	-0.06%	2,000.00	4.36%	0.75%	0.24%
MOORE CNTY N C GO SCH SR A BE/R 3,000 011532 DTD 032819	100,000.00	101.78	101.07	101,780.38	101,761.67	-18.71	-0.02%	3,000.00	2.97%	1.67%	0.54%
MORRISVILLE NC WTR SWR BE/R 5,000 080130 DTD 102518	100,000.00	113.14	115.60	113,136.79	116,533.56	3,396.77	3.00%	5,000.00	4.33%	1.91%	0.62%
NEW HANOVER CNTY NC OJD96.505 BE /R 3,500 090137 DTD 101818	100,000.00	97.53	102.46	97,533.34	102,815.72	5,282.38	5.42%	3,500.00	3.42%	1.88%	0.55%
NEW YORK NY CTV MJUN WT SR BE RV BE/R 5,000 061545 DTD 031722	65,000.00	116.67	116.13	75,882.38	75,670.83	-161.55	-0.21%	3,250.00	4.31%	1.24%	0.40%
NEW YORK NY CTV TRANSI RV BE/R 5,000 110133 DTD 032222	60,000.00	124.64	118.50	74,783.72	71,232.13	-3,551.59	-4.75%	3,000.00	4.22%	1.17%	0.38%
NEW YORK ST DORM AUTH ST SR A RV BE/R 5,000 031546 DTD 032522	65,000.00	116.05	115.19	75,430.44	74,987.61	-442.83	-0.59%	3,250.00	4.34%	1.23%	0.40%
NORTH CAROLINA CAP FACS RV BE/R 4,000 070136 DTD 072716	100,000.00	102.98	104.75	102,977.57	105,824.78	2,847.21	2.76%	4,000.00	3.82%	1.73%	0.56%
NORTH CAROLINA CAP FACS RV BE/R 4,000 010148 DTD 072618	100,000.00	102.52	105.86	102,519.09	106,932.78	4,413.69	4.31%	4,000.00	3.78%	1.75%	0.57%
NORTH CAROLINA MED CARE SR A RV BE/R 5,000 100127 DTD 071112	100,000.00	101.31	101.72	101,307.22	101,812.22	505.00	0.50%	5,000.00	4.92%	1.67%	0.54%
NORTH CAROLINA TPK AUTH SR A RV BE/R 4,000 010133 DTD 051018	100,000.00	105.33	106.84	105,332.07	107,919.78	2,587.71	2.46%	4,000.00	3.74%	1.77%	0.58%
ORANGE WTR & SWR AUTH N RV BE/R 3,000 060138 DTD 121219	100,000.00	104.58	98.79	104,582.35	99,852.33	-4,730.02	-4.52%	3,000.00	3.04%	1.64%	0.53%
QUINCY MA FOR ISSUES D A NTS BE/R 2,000 070822 DTD 070921	45,000.00	100.31	100.23	45,139.85	45,774.65	634.80	1.41%	900.00	2.00%	0.75%	0.24%
UNIV NC CHARL HILL RV BE/R 5,000 120139 DTD 061721	100,000.00	133.96	120.36	133,961.56	122,127.89	-11,833.67	-8.83%	5,000.00	4.15%	2.00%	0.65%
UNIV NC CHARLOTTE RV BE/R 4,000 040137 DTD 040115	100,000.00	100.83	105.35	100,828.62	105,425.78	4,597.16	4.56%	4,000.00	3.80%	1.73%	0.56%
US TSY NOTE 01.500 % DUE 02/28/23 DTD 02/29/16 FC 08/31/16	100,000.00	100.29	99.78	100,285.92	99,935.97	-349.95	-0.35%	1,500.00	1.50%	1.64%	0.53%

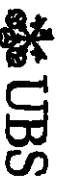
86 of 92



Portfolio holdings - as of April 08, 2022 (continued)

Fixed Income US	Quantity	Purchase price (\$)/ Avg Price	Price on 04/08/2022 (\$)	Cost basis (\$)	Market value (\$)	Unrealized gain/loss (\$)	Unrealized gain/loss (%)	Est. annual income (\$)	Current Yield (%)	% of Fixed Income	% of Portfolio
VALDEZ AK MARINE TRM RV REFR 0.180 120133 DTD 121583	100,000.00	100.00	100.00	100,000.00	100,000.00	0.00	0.00%	180.00	0.18%	1.64%	0.53%
VANGUARD SHORT-TERM INFLATION PROTECTED SEC INDEX FD ETF	10,000.00	52.00	50.53	520,045.00	505,300.00	-14,745.00	-2.84%	28,001.00	5.54%	8.28%	2.70%
VANGUARD TAX-EXEMPT BOND INDEX ETF	20,000.00	54.32	51.10	1,086,402.00	1,022,000.00	-64,402.00	-5.93%	17,576.00	1.72%	16.74%	5.45%
<b>Total US</b>				<b>\$6,233,308.78</b>	<b>\$6,105,191.19</b>	<b>-\$128,117.59</b>	<b>-2.06%</b>	<b>\$215,720.10</b>	<b>3.53%</b>	<b>100.00%</b>	<b>32.58%</b>
<b>Total Fixed Income</b>				<b>\$6,233,308.78</b>	<b>\$6,105,191.19</b>	<b>-\$128,117.59</b>	<b>-2.06%</b>	<b>\$215,720.10</b>	<b>3.53%</b>	<b>100.00%</b>	<b>32.58%</b>
Equity US	Quantity	Purchase price (\$)/ Avg Price	Price on 04/08/2022 (\$)	Cost basis (\$)	Market value (\$)	Unrealized gain/loss (\$)	Unrealized gain/loss (%)	Est. annual income (\$)	Current Yield (%)	% of Equity	% of Portfolio
ABBOTT LABS	1,000.00	120.79	123.25	120,787.93	123,250.00	2,462.07	2.04%	1,880.00	1.53%	1.11%	0.66%
ACCENTURE PLC IRELAND CL A	500.00	151.04	338.92	75,518.32	169,460.00	93,941.68	124.40%	1,940.00	1.14%	1.53%	0.90%
ADOBE INC. (DELAWARE)	300.00	242.37	445.34	72,711.68	133,602.00	60,890.32	83.74%	0.00	0.00%	1.20%	0.71%
ADVANCE AUTO PARTS INC	100.00	168.61	225.74	16,860.90	22,574.00	5,713.10	33.88%	600.00	2.66%	0.20%	0.12%
AECOM	225.00	64.56	75.52	14,526.00	16,992.00	2,466.00	16.98%	135.00	0.79%	0.15%	0.09%
ALEXANDRIA REAL ESTATE EQUITIES	100.00	145.98	202.89	14,596.13	20,289.00	5,690.87	38.98%	460.00	2.27%	0.18%	0.11%
ALPHABET INC CL A	200.00	1,114.66	2,665.75	222,932.13	533,150.00	310,217.87	139.15%	0.00	0.00%	4.80%	2.85%
AMAZON.COM INC	100.00	1,664.13	3,089.21	166,412.60	308,921.00	142,508.40	85.64%	0.00	0.00%	2.78%	1.85%
AMERICAN TOWER CORP REIT	500.00	191.50	266.41	95,750.27	133,205.00	37,454.73	39.12%	2,685.00	2.02%	1.20%	0.71%
AMERICAN WATER WORKS CO INC NEW	134.00	110.75	169.87	14,840.04	22,762.58	7,922.54	53.39%	322.94	1.42%	0.20%	0.12%
AMERIRISE FINANCIAL INC	575.00	117.33	293.04	67,467.00	168,498.00	101,031.00	149.75%	2,599.00	1.54%	1.52%	0.90%
AMETEK INC (NEW)	175.00	103.28	131.82	18,073.56	23,088.50	4,994.84	27.84%	154.00	0.67%	0.21%	0.12%
AMGEN INC	500.00	226.14	252.02	113,068.88	126,010.00	12,941.12	11.45%	3,880.00	3.08%	1.13%	0.67%
ANALOG DEVICES INC	750.00	158.07	158.74	118,553.13	119,055.00	501.87	0.42%	2,280.00	1.92%	1.07%	0.64%
APPLE INC	1,750.00	133.05	170.09	232,829.88	297,657.50	64,827.62	27.84%	1,540.00	0.52%	2.68%	1.59%
APPLIED MATERIALS INC	500.00	139.47	119.96	69,734.95	59,980.00	-9,754.95	-13.99%	520.00	0.87%	0.54%	0.32%
AUTOMATIC DATA PROCESSING INC	500.00	191.98	237.71	95,988.97	118,855.00	22,866.03	23.82%	2,080.00	1.75%	1.07%	0.63%
AVANTOR INC	450.00	31.29	32.06	14,080.50	14,427.00	346.50	2.46%	0.00	0.00%	0.13%	0.08%
BLACKROCK INC	200.00	418.67	736.10	83,733.88	147,220.00	63,486.12	75.82%	3,904.00	2.65%	1.33%	0.79%
BOOKING HLDGS INC	50.00	2,182.66	2,167.42	109,133.25	108,371.00	-762.25	-0.70%	0.00	0.00%	0.98%	0.58%
BOOZ ALLEN HAMILTON HLDG CORP CL A	150.00	54.34	88.85	8,151.06	13,327.90	5,176.44	63.51%	258.00	1.94%	0.12%	0.07%





Portfolio holdings - as of April 08, 2022 (continued)

Consolidated report prepared for Kelly Daugtry

Equity	Quantity	Purchase price (\$)/ Avg Price	Price on 04/08/2022 (\$)	Cost basis (\$)	Market value (\$)	Unrealized gain/loss (\$)	Unrealized gain/loss (%)	Est. annual income (\$)	Current yield (%)	% of Equity	% of Portfolio
BOSTON SCIENTIFIC CORP	2,000.00	43.28	44.84	86,570.00	89,680.00	3,110.00	3.59%	0.00	0.00%	0.81%	0.48%
BRIGHT HORIZONS FAMILY SOLUTIONS INC	75.00	133.04	132.81	9,977.87	9,960.75	-17.12	-0.17%	0.00	0.00%	0.09%	0.05%
BROADCOM INC	250.00	562.67	587.00	140,668.68	146,750.00	6,081.32	4.32%	4,100.00	2.79%	1.32%	0.78%
BURLINGTON STORES INC	75.00	227.47	194.24	17,060.41	14,568.00	-2,492.41	-14.61%	0.00	0.00%	0.13%	0.08%
CISCO SYSTEMS INC	4,000.00	47.14	54.28	188,561.50	217,120.00	28,558.50	15.15%	6,080.00	2.80%	1.96%	1.16%
CITIBENS FINANCIAL GROUP INC	425.00	27.67	41.83	11,759.60	17,777.75	6,018.15	51.18%	663.00	3.73%	0.16%	0.08%
COCA COLA CO COM	3,500.00	49.92	63.83	174,717.73	223,405.00	48,687.27	27.87%	6,160.00	2.76%	2.01%	1.19%
COMCAST CORP NEW CL A	4,000.00	38.69	47.42	154,760.03	189,680.00	34,919.97	22.56%	4,320.00	2.28%	1.71%	1.01%
COSTCO WHOLESALE CORP	400.00	237.83	600.04	95,132.62	240,016.00	144,883.38	152.30%	1,264.00	0.53%	2.16%	1.28%
CURTISS WRIGHT CORP	100.00	112.94	145.94	11,293.90	14,594.00	3,300.10	29.22%	72.00	0.49%	0.19%	0.08%
DANAHER CORP	500.00	122.28	298.29	61,140.57	149,645.00	88,504.43	144.76%	500.00	0.33%	1.35%	0.80%
DARDEN RESTAURANTS INC	200.00	86.50	126.43	17,300.02	25,286.00	7,985.98	46.16%	880.00	3.46%	0.23%	0.13%
DISCOVER FINANCIAL SERVICES	1,000.00	110.99	111.57	110,989.39	111,570.00	580.61	0.52%	2,000.00	1.79%	1.00%	0.60%
DOLLAR GEN CORP NEW	500.00	184.22	245.80	92,109.49	122,900.00	30,790.51	33.43%	1,100.00	0.90%	1.11%	0.66%
EASTMAN CHEMICAL CO	110.00	113.16	108.19	12,447.80	11,900.90	-546.70	-4.39%	334.40	2.81%	0.11%	0.06%
ENTEGREX INC	101.00	102.47	109.32	10,349.88	11,041.32	691.44	6.68%	40.40	0.37%	0.10%	0.05%
EPAM SYSTEMS INC	80.00	116.09	308.69	9,287.17	24,695.20	15,408.03	165.91%	0.00	0.00%	0.22%	0.13%
FIRST REP BANK	104.00	102.08	158.13	10,615.91	16,445.52	5,829.61	54.91%	91.52	0.56%	0.15%	0.09%
FAC CORP NEW	235.00	87.47	138.40	20,555.58	32,524.00	11,968.42	58.22%	498.20	1.53%	0.29%	0.17%
FORTNET INC	75.00	101.77	335.83	7,632.89	25,187.25	17,554.36	229.98%	0.00	0.00%	0.23%	0.13%
GENERAC HDGS INC	90.00	301.02	287.41	18,051.00	14,370.50	-3,680.50	-4.52%	0.00	0.00%	0.13%	0.08%
HOME DEPOT INC	600.00	189.92	311.11	101,951.31	186,666.00	84,714.69	83.09%	4,560.00	2.44%	1.68%	1.00%
HONEYWELL INTL INC	500.00	153.79	190.16	76,895.60	95,080.00	18,184.40	23.65%	1,960.00	2.06%	0.86%	0.51%
HOLLAND LOKEY INC	300.00	46.83	82.49	14,049.94	24,747.00	10,697.06	76.14%	516.00	2.09%	0.22%	0.13%
INGERSOLL RAND INC	500.00	52.72	46.83	26,359.84	23,415.00	-2,944.84	-11.17%	40.00	0.17%	0.21%	0.12%
INTERCONTINENTAL EXCHANGE GROUP	750.00	75.14	129.89	56,354.02	97,417.50	41,063.48	72.87%	1,140.00	1.17%	0.88%	0.52%
JOHNSON & JOHNSON COM	1,750.00	135.21	182.12	236,612.14	318,710.00	82,097.86	34.70%	7,420.00	2.33%	2.87%	1.70%
JPMORGAN CHASE & CO	1,750.00	113.46	133.49	198,560.35	233,607.50	35,047.15	17.65%	7,000.00	3.00%	2.10%	1.25%
KEYSIGHT TECHNOLOGIES INC COM	75.00	186.01	149.79	13,950.74	11,234.25	-2,716.49	-19.47%	0.00	0.00%	0.10%	0.06%
LABORATORY CORP AMER HDGS NEW	110.00	175.56	276.75	19,311.22	30,442.50	11,131.28	57.64%	0.00	0.00%	0.27%	0.16%
LAUDER ESTEE COS CL A	300.00	142.27	266.64	42,680.49	79,997.00	37,311.51	87.42%	720.00	0.90%	0.72%	0.43%
LOWES COMPANIES INC	1,000.00	96.49	206.66	96,489.60	206,660.00	110,166.40	114.17%	3,200.00	1.85%	1.86%	1.10%
MARSH & MCLENNAN COS INC	1,250.00	86.00	172.57	107,483.97	215,712.50	108,218.53	100.67%	2,675.00	1.24%	1.94%	1.15%





Portfolio holdings - as of April 08, 2022 (continued)

Equity US	Quantity	Purchase price (\$)/ Avg Price	Price on 04/08/2022 (\$)	Cost basis (\$)	Market value (\$)	Unrealized gain/loss (\$)	Unrealized gain/loss (%)	Est. annual income (\$)	Current yield (%)	% of Equity	% of Portfolio
MATCH GROUP INC	129.00	60.99	100.48	7,868.24	12,961.92	5,093.68	64.74%	0.00	0.00%	0.12%	0.87%
MCDONALDS CORP	750.00	174.76	251.46	131,069.36	188,595.00	57,525.64	43.89%	4,140.00	2.20%	1.70%	1.01%
MIETA PLATFORMS INC CL A	500.00	152.87	222.33	76,432.82	111,165.00	34,732.18	45.44%	0.00	0.00%	1.00%	0.59%
MICROSOFT CORP	2,500.00	117.95	296.97	294,877.69	742,425.00	447,547.31	151.77%	6,200.00	0.84%	6.69%	3.95%
MORGAN STANLEY	750.00	91.60	84.06	68,697.50	63,045.00	-5,652.50	-8.23%	2,100.00	3.33%	0.57%	0.34%
NEXTERA ENERGY INC COM	2,500.00	49.24	86.09	123,104.19	215,225.00	92,120.81	74.83%	4,250.00	1.97%	1.94%	1.15%
O RILTY AUTOMOTIVE INC	200.00	369.54	736.47	73,907.35	147,294.00	73,386.65	99.30%	0.00	0.00%	1.33%	0.79%
ON SEMICONDUCTOR CORP	225.00	59.53	52.73	13,394.25	11,864.25	-1,530.00	-11.42%	0.00	0.00%	0.11%	0.06%
PALO ALTO NETWORKS INC	60.00	174.43	608.23	10,465.84	36,493.80	26,027.96	248.69%	0.00	0.00%	0.33%	0.19%
PARKER HANAUER CORP	400.00	164.51	274.06	65,804.29	109,624.00	43,819.71	66.59%	1,648.00	1.50%	0.99%	0.59%
PIONEER NAT RES CO	100.00	162.70	254.11	16,270.20	25,411.00	9,140.80	56.18%	312.00	1.23%	0.23%	0.14%
PROCTER & GAMBLE CO	1,250.00	105.12	160.10	131,399.74	200,125.00	68,725.26	52.30%	4,348.00	2.17%	1.80%	1.07%
RAYTHEON TECHNOLOGIES CORP	2,000.00	59.41	100.40	118,815.62	200,800.00	81,984.38	69.00%	4,888.00	2.03%	1.81%	1.07%
REPUBLIC SERVICES INC	1,500.00	80.79	135.83	121,188.02	203,745.00	82,556.98	68.12%	2,760.00	1.35%	1.83%	1.09%
ROCKWELL AUTOMATION INC NEW	500.00	171.16	269.41	85,581.57	134,705.00	49,123.43	57.40%	2,240.00	1.66%	1.21%	0.72%
RPM INTL INC (DELA)	190.00	74.93	85.59	14,237.09	16,262.10	2,025.01	14.22%	304.00	1.87%	0.15%	0.09%
S&P GLOBAL INC	200.00	429.90	413.09	85,980.92	82,618.00	-3,362.92	-3.91%	680.00	0.82%	0.74%	0.44%
SALESFORCE INC	500.00	177.63	197.17	88,815.28	98,565.00	9,769.72	11.00%	0.00	0.00%	0.89%	0.53%
SERVICE CORP INTL	300.00	43.86	69.48	13,156.80	20,844.00	7,687.20	58.43%	300.00	1.44%	0.19%	0.11%
SHERWIN WILLIAMS CO	500.00	191.91	263.76	95,956.75	131,880.00	35,923.25	37.44%	1,200.00	0.91%	1.19%	0.70%
TAKE-TWO INTERACTIVE SOFTWARE	96.00	122.82	141.31	11,790.43	13,565.76	1,775.33	15.06%	0.00	0.00%	0.12%	0.07%
TELEFLEX INC	50.00	334.42	346.47	16,721.07	17,323.50	602.43	3.60%	68.00	0.39%	0.16%	0.09%
TEXAS INSTRUMENTS	1,250.00	103.92	174.11	129,903.10	217,637.50	87,734.40	67.54%	5,750.00	2.64%	1.96%	1.16%
THERMO FISHER SCIENTIFIC INC	300.00	276.91	608.86	83,074.48	182,658.00	99,583.52	119.87%	360.00	0.20%	1.64%	0.97%
TIMKEN CO	125.00	72.74	55.57	9,092.50	6,946.25	-2,146.25	-23.60%	150.00	2.16%	0.06%	0.04%
TXU COS INC NEW	1,500.00	53.52	61.56	80,275.35	92,340.00	12,064.65	15.03%	1,770.00	1.92%	0.83%	0.49%
TRUIST FINL CORP	3,800.00	44.62	53.87	133,872.54	161,610.00	27,737.46	20.72%	5,760.00	3.56%	1.46%	0.86%
TYLER TECHNOLOGIES INC	30.00	412.48	425.76	12,574.40	12,772.80	398.40	3.22%	0.00	0.00%	0.12%	0.07%
UNION PACIFIC CORP	1,000.00	147.17	241.98	147,172.49	241,980.00	94,807.51	64.42%	4,720.00	1.95%	2.18%	1.29%
UNITED PARCEL SERVICE INC CL B	1,000.00	164.77	190.97	164,771.60	190,970.00	26,198.40	15.90%	6,080.00	3.18%	1.72%	1.02%
UNITEDHEALTH GROUP INC	500.00	245.85	545.96	122,926.80	272,960.00	150,033.20	122.07%	2,900.00	1.06%	2.46%	1.46%
VAIL RESORTS INC	50.00	332.99	244.53	16,649.48	12,226.50	-4,422.98	-26.57%	382.00	3.12%	0.11%	0.07%
VISA INC CL A	1,000.00	138.79	216.98	138,786.61	216,980.00	78,193.39	56.34%	1,500.00	0.69%	1.95%	1.16%
VOYA FINL INC COM	275.00	99.98	66.61	16,493.49	18,317.75	1,824.26	11.08%	220.00	1.20%	0.18%	0.10%



Portfolio holdings - as of April 08, 2022 (continued)

Equity	Quantity	Purchase price (\$)/ Avg Price	Price on 04/08/2022 (\$)	Cost basis (\$)	Market value (\$)	Unrealized gain/loss (\$)	Unrealized gain/loss (%)	Est. annual income (\$)	Current yield (%)	Equity Portfolio	% of Portfolio
<b>Total US</b>				\$6,715,576.08	\$10,325,452.65	\$3,610,076.57	53.76%	\$146,795.46	1.42%	92.99%	55.10%
<b>International</b>											
CHUBB LTD CHF	1,000.00	128.73	216.15	128,728.57	216,150.00	87,421.43	67.91%	3,200.00	1.48%	1.95%	1.15%
DIAGEO PLC NEW G8 SPON ADR	1,000.00	142.20	210.02	142,198.33	210,020.00	67,821.67	47.70%	3,939.35	1.88%	1.89%	1.12%
JAZZ PHARMACEUTICALS PLC	75.00	154.97	165.70	11,622.53	12,427.50	804.97	6.93%	0.00	0.00%	0.11%	0.07%
LINDE PLC EUR	500.00	184.52	317.82	92,261.67	158,910.00	66,648.33	72.24%	2,340.00	1.47%	1.43%	0.85%
LOGITECH INTL SA REG NAMEN-AKT CHF	175.00	41.72	71.54	7,301.63	12,519.50	5,217.87	71.48%	165.97	1.33%	0.11%	0.07%
MEDTRONIC PLC	1,500.00	93.72	112.47	140,577.22	168,705.00	28,127.78	20.01%	3,780.00	2.24%	1.52%	0.90%
<b>Total International</b>				\$522,688.95	\$778,733.00	\$256,042.05	48.99%	\$13,423.32	1.72%	7.01%	4.16%
<b>Total Equity</b>				\$7,238,066.03	\$11,104,184.65	\$3,866,118.62	53.41%	\$160,220.78	1.44%	100.00%	59.26%
<b>Total Portfolio</b>				\$15,000,052.32	\$16,738,053.35	\$3,738,001.03	24.92%	\$375,940.88	2.01%	100%	100%
Total accrued Interest (included in market values): \$16,594.59											

90 of 92



# Realized gain/loss

Year 2022

Consolidated report prepared for Kelly Daughtry

	CUSIP	Symbol	Quantity	Purchase date	Purchase amount (\$)	Sale date	Sale amount (\$)	Realized gain/loss (\$)	Percent gain/loss (%)	Term
ACCENTURE PLC IRELAND CL A	61151C101	ACN	150.00	08/09/2018	23,889.00	02/16/2022	49,019.75	25,130.75	105.19%	L
ACCENTURE PLC IRELAND CL A	G1151C101	ACN	50.00	08/27/2018	8,332.85	02/16/2022	16,339.91	8,007.06	96.09%	L
ACCENTURE PLC IRELAND CL A	G1151C101	ACN	50.00	10/12/2018	7,967.10	02/16/2022	16,339.92	8,372.82	105.09%	L
AMERICAN TOWER CORP REIT	03027X100	AMT	100.00	08/27/2018	14,878.78	02/16/2022	23,208.75	8,329.97	55.98%	L
AMERIPRISE FINANCIAL INC	03076C106	AMP	25.00	07/27/2020	3,917.46	03/15/2022	7,327.83	3,410.37	87.05%	L
CITIZENS FINANCIAL GROUP INC	174610105	CFG	1.00	10/12/2018	36.02	03/15/2022	48.81	12.79	35.50%	L
CITIZENS FINANCIAL GROUP INC	174610105	CFG	90.00	11/27/2018	3,256.90	03/15/2022	4,393.10	1,136.20	34.88%	L
CITIZENS FINANCIAL GROUP INC	174610105	CFG	9.00	12/29/2018	262.44	03/15/2022	439.31	176.87	67.39%	L
FIRST TRUST MANAGED MUNICIPAL ETF	33739N108	FMB	2,000.00	12/23/2021	113,920.00	03/10/2022	108,529.45	-5,390.55	-4.73%	S
FORTINET INC	34959E109	FNNT	15.00	08/27/2018	1,209.87	03/16/2022	4,402.67	3,192.80	263.89%	L
FORTINET INC	34959E109	FNNT	6.00	10/12/2018	476.70	03/16/2022	1,761.07	1,284.37	269.42%	L
HOME DEPOT INC	437076102	HD	50.00	10/09/2018	9,894.17	02/16/2022	17,595.74	7,701.57	77.83%	L
HOME DEPOT INC	437076102	HD	100.00	10/17/2018	18,448.38	02/16/2022	35,191.47	16,743.09	90.75%	L
ISHARES BOX USD HIGH YIELD CORPORATE BOND ETF	464288513	HYG	5,000.00	12/07/2021	434,187.50	03/10/2022	407,898.42	-26,289.08	-6.05%	S
ISHARES MBS ETF	464288588	M88	2,500.00	01/03/2022	267,784.60	03/10/2022	258,693.68	-9,090.92	-3.39%	S
ISHARES NATL MUNI BOND ETF	464288414	MUB	1,000.00	12/11/2020	117,081.70	04/06/2022	108,719.55	-8,362.15	-7.14%	L
ISHARES NATL MUNI BOND ETF	464288414	MUB	2,000.00	12/23/2020	234,091.00	04/06/2022	217,439.09	-16,651.91	-7.11%	L
ISHARES NATL MUNI BOND ETF	464288414	MUB	2,000.00	05/25/2021	233,800.00	04/06/2022	217,439.09	-16,360.91	-6.99%	S
LOCKHEED MARTIN CORP	539830109	LMT	100.00	08/03/2018	32,022.90	02/16/2022	38,390.80	6,367.90	19.88%	L
LOCKHEED MARTIN CORP	539830109	LMT	50.00	08/10/2018	15,671.25	02/16/2022	19,195.41	3,524.16	22.48%	L
LOCKHEED MARTIN CORP	539830109	LMT	50.00	10/12/2018	16,517.08	02/16/2022	19,195.40	2,678.32	16.21%	L
LOCKHEED MARTIN CORP	539830109	LMT	100.00	10/29/2018	28,483.18	02/16/2022	38,390.80	9,907.62	34.78%	L
LOCKHEED MARTIN CORP	539830109	LMT	100.00	12/24/2018	24,677.52	02/16/2022	36,390.81	13,713.29	55.56%	L
LOCKHEED MARTIN CORP	539830109	LMT	100.00	01/14/2019	27,710.90	02/16/2022	38,390.80	10,679.90	38.54%	L
MASIMO CORP	574795100	MAASI	65.00	12/20/2018	6,709.97	03/15/2022	9,012.21	2,302.24	34.31%	L
MASIMO CORP	574795100	MAASI	10.00	04/20/2020	1,974.00	03/15/2022	1,386.49	-587.51	-29.75%	L
NIKE INC CL B	654106103	NKE	300.00	11/30/2021	51,307.50	04/06/2022	38,080.31	-13,227.19	-25.78%	S

91 of 92



Realized gain/loss - Year 2022 (continued)

	CUSIP	Symbol	Quantity	Purchase date	Purchase amount (\$)	Sale date	Sale amount (\$)	Realized gain/loss (\$)	Percent gain/loss (%)	Term
NIKE INC CL B	654106103	NKE	200.00	12/02/2021	33,844.46	04/06/2022	25,386.87	-8,557.59	-25.21%	1
NOVARTIS AG SPON ADR	66987V109	NVS	300.00	08/03/2018	21,894.14	03/01/2022	26,162.87	4,268.73	19.49%	1
NOVARTIS AG SPON ADR	66987V109	NVS	100.00	08/27/2018	7,361.99	03/01/2022	8,720.95	1,358.96	18.45%	1
NOVARTIS AG SPON ADR	66987V109	NVS	100.00	10/12/2018	7,281.19	03/01/2022	8,720.96	1,439.77	19.77%	1
NOVARTIS AG SPON ADR	66987V109	NVS	200.00	11/20/2018	15,505.62	03/01/2022	17,441.91	1,936.29	12.48%	1
NOVARTIS AG SPON ADR	66987V109	NVS	300.00	12/24/2018	21,741.68	03/01/2022	26,162.86	4,421.18	20.33%	1
NOVARTIS AG SPON ADR	66987V109	NVS	250.00	05/12/2019	21,366.28	03/01/2022	21,802.39	436.11	2.04%	1
NOVARTIS AG SPON ADR	66987V109	NVS	250.00	02/28/2020	20,906.25	03/01/2022	21,802.39	896.14	4.28%	1
O RIELLY AUTOMOTIVE INC	67103H107	ORLY	50.00	10/12/2018	16,800.00	02/16/2022	33,880.58	17,080.58	101.67%	1
RAYTHEON TECHNOLOGIES CORP	75513E101	RTX	100.00	10/29/2018	6,626.44	02/16/2022	9,459.68	2,833.24	42.75%	1
STARBUCKS CORP	855244109	SBLX	500.00	11/30/2021	55,156.75	04/06/2022	41,279.84	-13,876.91	-25.15%	5
STARBUCKS CORP	855244109	SBLX	250.00	12/02/2021	27,961.25	04/06/2022	20,639.92	-7,321.33	-26.18%	5
STARBUCKS CORP	855244109	SBLX	250.00	03/04/2022	22,481.73	04/06/2022	20,639.92	-1,841.81	-8.19%	5
THERMO FISHER SCIENTIFIC INC	883556102	TMO	50.00	10/12/2018	11,615.57	02/16/2022	27,443.86	15,828.29	136.26%	1
THERMO FISHER SCIENTIFIC INC	883556102	TMO	50.00	10/22/2018	10,945.73	02/16/2022	27,443.86	16,498.13	150.72%	1
VANECK HIGH YIELD MLINI ETF	92189H409	HVD	2,500.00	06/05/2020	146,000.00	04/06/2022	142,303.05	-3,696.94	-2.53%	1
VANECK HIGH YIELD MLINI ETF	92189H409	HVD	2,500.00	12/11/2020	153,613.00	04/06/2022	142,303.05	-11,309.95	-7.36%	1
VANECK HIGH YIELD MLINI ETF	92189H409	HVD	2,500.00	03/03/2021	153,822.24	04/06/2022	142,303.05	-11,519.18	-7.48%	1
VANECK HIGH YIELD MLINI ETF	92189H409	HVD	2,500.00	08/17/2021	156,787.50	04/06/2022	142,303.05	-14,484.45	-10.38%	5
<b>TOTAL REALIZED GAIN/(LOSS):</b>					<b>2,612,320.59</b>		<b>2,641,621.72</b>	<b>29,101.13</b>	<b>1.11%</b>	
<b>TOTAL GAINS:</b>							<b>199,669.51</b>			
<b>TOTAL LOSSES:</b>							<b>-170,568.38</b>			
<b>SHORT TERM - TOTAL REALIZED GAIN/(LOSS):</b>							<b>-118,440.74</b>			
<b>LONG TERM - TOTAL REALIZED GAIN/(LOSS):</b>							<b>147,541.87</b>			



# **Attachment**

**2**



Statement Period  
April 1, 2022 - April 30, 2022

Combined Account Number  
[REDACTED]

**Combined Statement**

**Combined Portfolio Detail**

ASSET DESCRIPTION	NO. OF SHARES/ PAR VALUE	UNIT PRICE	MARKET VALUE	PERCENT OF PORTFOLIO	TAX COST BASIS	ESTIMATED ANNUAL INCOME	ACCRUED INCOME	YIELD AT MARKET
<b>Bonds - continued</b>								
Acc: 1152032858	125,000.000	107.815	134,788.75	1.00	149,684.78	6,250	2,604.17	4.64
CARY NORTH CAROLINA GENERAL OBLIGATION								
DTD 10/11/2017 5.000% 08/01/2025 NON CALLABLE CUSIP: 147051WE2 BOND RATINGS: AAA YIELD TO MATURITY 2.381 Acc: 1152032858	125,000.000	107.753	134,691.25	1.00	136,421.66	6,250	2,604.17	4.64
CARY NORTH CAROLINA GENERAL OBLIGATION								
DTD 09/20/2021 5.000% 09/01/2029 NON CALLABLE CUSIP: 147051Y36 BOND RATINGS: AAA YIELD TO MATURITY 2.691 Acc: 1152032858	115,000.000	115.713	133,069.95	0.98	150,091.61	5,750	858.33	4.32
CHARLOTTE NORTH CAROLINA WTR & SWR WATER REVENUE								
DTD 08/27/2015 5.000% 07/01/2023 NON CALLABLE CUSIP: 161045M15 BOND RATINGS: AAA YIELD TO MATURITY 2.065 Acc: 1152032858	125,000.000	103.391	129,238.75	0.96	130,187.68	6,250	2,083.33	4.84
DURHAM NORTH CAROLINA GENERAL OBLIGATION								
DTD 03/04/2015 5.000% 09/01/2022 NON CALLABLE CUSIP: 286778HJ1 BOND RATINGS: AAA YIELD TO MATURITY 1.465 Acc: 1152032858	125,000.000	103.391	129,238.75	0.96	130,187.68	6,250	2,083.33	4.84
DURHAM NORTH CAROLINA GENERAL OBLIGATION								
DTD 03/04/2015 5.000% 09/01/2022 NON CALLABLE CUSIP: 286778HJ1 BOND RATINGS: AAA YIELD TO MATURITY 1.465 Acc: 1152032858	125,000.000	101.188	126,485.00	0.94	126,863.60	6,250	1,041.67	4.94
DURHAM NORTH CAROLINA LTD OBLIG REV FACILITIES REVENUE								
DTD 05/09/2018 5.000% 04/01/2027 NON CALLABLE CUSIP: 28678PEX4 BOND RATINGS: AA1 YIELD TO MATURITY 2.546	125,000.000	101.188	126,485.00	0.94	126,863.60	6,250	1,041.67	4.94
DURHAM NORTH CAROLINA LTD OBLIG REV FACILITIES REVENUE								
DTD 05/09/2018 5.000% 04/01/2027 NON CALLABLE CUSIP: 28678PEX4 BOND RATINGS: AA1 YIELD TO MATURITY 2.546	100,000.000	111.283	111,283.00	0.82	122,172.10	5,000	416.67	4.49

Statement Period  
 April 1, 2022 - April 30, 2022

Combined Account Number

# Combined Statement

## Combined Portfolio Detail

ASSET DESCRIPTION	NO. OF SHARES PER VALUE	UNIT PRICE	MARKET VALUE	PERCENT OF PORTFOLIO	TAX COST BASIS	ESTIMATED ANNUAL INCOME	ACCRUED INCOME	YIELD AT MARKET
<b>Bonds - continued</b>								
Acct: 1152032858	100,000,000	111.283	111,288.00	0.82	122,172.10	5,000	416.67	4.49
FAYETTEVILLE NORTH CAROLINA PUBLIC REVENUE BONDS								
DTD 09/11/2014 5.000% 09/01/2024	100,000,000	104.848	104,848.00	0.78	109,344.40	5,000	833.33	4.77
NON CALLABLE								
CUSIP: 312805HR6 BOND RATING: AA2								
YIELD TO MATURITY 2.291								
Acct: 1152032858	100,000,000	104.848	104,848.00	0.78	109,344.40	5,000	833.33	4.77
FAYETTEVILLE NORTH CAROLINA PUBLIC UTILITIES REVENUE								
DTD 12/13/2018 5.000% 09/01/2027	125,000,000	111.124	138,905.00	1.03	139,003.31	6,250	1,041.67	4.50
NON CALLABLE								
CUSIP: 312805KR4 BOND RATING: AA2								
YIELD TO MATURITY 2.541								
Acct: 1152032858	125,000,000	111.124	138,905.00	1.03	139,003.31	6,250	1,041.67	4.50
FORSYTH CNTY NORTH CAROLINA GENERAL OBLIGATION								
DTD 01/09/2013 5.000% 07/01/2024	100,000,000	105.705	105,705.00	0.78	106,640.62	5,000	1,666.67	4.73
NON CALLABLE								
CUSIP: 346623BY6 BOND RATING: AAA								
YIELD TO MATURITY 2.281								
Acct: 1152032858	100,000,000	105.705	105,705.00	0.78	106,640.62	5,000	1,666.67	4.73
FORSYTH CNTY NORTH CAROLINA GENERAL OBLIGATION								
DTD 01/28/2015 5.000% 12/01/2027	125,000,000	112.920	141,150.00	1.04	142,472.08	6,250	2,604.17	4.43
NON CALLABLE								
CUSIP: 346623DY4 BOND RATING: AAA								
YIELD TO MATURITY 2.508								
Acct: 1152032858	125,000,000	112.920	141,150.00	1.04	142,472.08	6,250	2,604.17	4.43
FORSYTH CNTY NORTH CAROLINA GENERAL OBLIGATION								
DTD 09/21/2019 5.000% 09/01/2029	100,000,000	102.596	102,596.00	0.78	103,309.80	5,000	833.33	4.87
NON CALLABLE								
CUSIP: 346623GS4 BOND RATING: AAA								
YIELD TO MATURITY 1.864								

3 of 275



Statement Period

April 1, 2022 - April 30, 2022

Combined Account Number

# Combined Statement

## Combined Portfolio Detail

ASSET DESCRIPTION	NO. OF SHARES PAR VALUE	UNIT PRICE	MARKET VALUE	PERCENT OF PORTFOLIO	TAX COST BASIS	ESTIMATED ANNUAL INCOME	ACCRUED INCOME	YIELD AT MARKET
<b>Bonds - continued</b>								
Acc: 1152032858	100,000.000	102.586	102,586.00	0.78	103,909.80	5,000	833.33	4.87
FORSYTH CNTY NORTH CAROLINA								
GENERAL OBLIGATION								
DTD 04/29/2021 4.000% 03/01/2030								
NON CALLABLE	100,000.000	108.701	108,701.00	0.80	117,871.74	4,000	666.67	3.68
CUSIP: 348623JW2 BOND RATING: AAA								
YIELD TO MATURITY 2.758								
Acc: 1152032858	100,000.000	108.701	108,701.00	0.80	117,871.74	4,000	666.67	3.68
FORSYTH COUNTY NORTH CAROLINA								
GENERAL OBLIGATION								
DTD 09/02/2010 5.000% 07/01/2022								
NON CALLABLE	120,000.000	100.611	120,733.20	0.89	121,719.75	6,000	2,000.00	4.97
CUSIP: 3486226W8 BOND RATING: AAA								
YIELD TO MATURITY 1.420								
Acc: 1152032858	120,000.000	100.611	120,733.20	0.89	121,719.75	6,000	2,000.00	4.97
FRANKLIN CNTY NORTH CAROLINA								
GENERAL OBLIGATION								
DTD 11/07/2017 4.000% 03/01/2028								
NON CALLABLE	110,000.000	107.167	117,883.70	0.87	122,377.29	4,400	733.33	3.73
CUSIP: 353154KM8 BOND RATING: AA2								
YIELD TO MATURITY 2.686								
Acc: 1152032858	110,000.000	107.167	117,883.70	0.87	122,377.29	4,400	733.33	3.73
GASTON CNTY NORTH CAROLINA								
GENERAL OBLIGATION								
DTD 10/28/2020 5.000% 02/01/2027								
NON CALLABLE	125,000.000	110.964	138,705.00	1.03	152,058.46	6,250	1,582.50	4.51
CUSIP: 367298ZH2 BOND RATING: AA1								
YIELD TO MATURITY 2.537								
Acc: 1152032858	125,000.000	110.964	138,705.00	1.03	152,058.46	6,250	1,582.50	4.51
GUILFORD CNTY NORTH CAROLINA								
GENERAL OBLIGATION								
DTD 11/16/2017 5.000% 03/01/2023								
NON CALLABLE	100,000.000	102.638	102,638.00	0.76	104,005.37	5,000	633.33	4.87
CUSIP: 401794J79 BOND RATING: AAA								
YIELD TO MATURITY 1.814								

4 of 275

Statement Period

April 1, 2022 - April 30, 2022

Combined Account Number

**Combined Statement**

**Combined Portfolio Detail**

ASSET DESCRIPTION	NO. OF SHARES PAR VALUE	UNIT PRICE	MARKET VALUE	PERCENT OF PORTFOLIO	TAX COST BASIS	ESTIMATED ANNUAL INCOME	ACCUMULATED INCOME	YIELD AT MARKET
<b>Bonds - continued</b>								
Acc: 1152032858	100,000.000	102.638	102,638.00	0.76	104,005.37	5,000	833.33	4.87
IREDELL CNTY NORTH CAROLINA GENERAL OBLIGATION								
DTD 10/11/2018 5.000% 10/01/2024 NON CALLABLE CUSIP: 462586JX3 BOND RATING: AAA YIELD TO MATURITY 2.308 Acc: 1152032858	135,000.000	106.304	143,510.40	1.06	143,711.45	6,750	562.50	4.70
JACKSONVILLE NORTH CAROLINA ENTERPR WATER REVENUE								
DTD 04/13/2021 5.000% 05/01/2027 NON CALLABLE CUSIP: 4698509B0 BOND RATING: AA3 YIELD TO MATURITY 2.550 Acc: 1152032858	105,000.000	111.442	117,014.10	0.87	128,936.79	5,250	2,625.00	4.49
JOHNSTON CNTY NORTH CAROLINA GENERAL OBLIGATION								
DTD 03/08/2012 5.000% 02/01/2024 NON CALLABLE CUSIP: 478340FL7 BOND RATING: AA1 YIELD TO MATURITY 2.256 Acc: 1152032858	135,000.000	104.693	141,335.55	1.05	146,014.78	6,750	1,687.50	4.78
JOHNSTON CNTY NORTH CAROLINA GENERAL OBLIGATION								
DTD 06/20/2019 5.000% 02/01/2023 NON CALLABLE CUSIP: 478340UJ3 BOND RATING: AA1 YIELD TO MATURITY 1.768 Acc: 1152032858	100,000.000	102.412	102,412.00	0.76	103,516.03	5,000	1,250.00	4.88
LEE CNTY NORTH CAROLINA LIMITED OBLI REVENUE BONDS								
DTD 05/09/2016 5.000% 05/01/2023 NON CALLABLE CUSIP: 525724AE2 BOND RATING: AA3 YIELD TO MATURITY 2.087	125,000.000	102.873	128,591.25	0.95	130,075.34	6,250	3,125.00	4.86

Statement Period  
April 1, 2022 - April 30, 2022

Combined Account Number  
[REDACTED]

**Combined Statement**

**Combined Portfolio Detail**

ASSET DESCRIPTION	NO. OF SHARES/ PAR VALUE	UNIT PRICE	MARKET VALUE	PERCENT OF PORTFOLIO	TAX-COST BASIS	ESTIMATED ANNUAL INCOME	ACCUMULATED INCOME	YIELD AT MARKET
<b>Bonds - continued</b>								
Acc: 1152032858	125,000.000	102.873	128,591.25	0.95	130,075.34	6,250	3,125.00	4.66
MECKLENBURG CNTY NORTH CAROLINA								
GENERAL OBLIGATION								
DTD 08/27/2018 5.000% 03/01/2026								
NON CALLABLE								
CUSIP: 584802WAS BOND RATING: AAA								
YIELD TO MATURITY 2.401								
Acc: 1152032858	125,000.000	108.475	136,843.75	1.01	137,536.82	6,250	1,041.67	4.57
MOORE CNTY NORTH CAROLINA								
GENERAL OBLIGATION								
DTD 09/11/2018 5.000% 12/01/2027								
NON CALLABLE								
CUSIP: 615683LH0 BOND RATING: AA1								
YIELD TO MATURITY 2.587								
Acc: 1152032858	110,000.000	112.422	123,684.20	0.91	125,182.81	5,500	2,291.67	4.45
NORTH CAROLINA STATE								
GENERAL OBLIGATION								
DTD 02/20/2013 5.000% 06/01/2025								
NON CALLABLE								
CUSIP: 658256M25 BOND RATING: AAA								
YIELD TO MATURITY 2.381								
Acc: 1152032858	130,000.000	107.815	140,159.50	1.04	141,878.98	6,500	2,708.33	4.64
NORTH CAROLINA STATE								
GENERAL OBLIGATION								
DTD 08/01/2018 5.000% 06/01/2026								
NON CALLABLE								
CUSIP: 6582563N0 BOND RATING: AAA								
YIELD TO MATURITY 2.535								
Acc: 1152032858	125,000.000	113.824	142,280.00	1.05	146,753.64	6,250	2,604.17	4.39
NORTH CAROLINA STATE LTD OBLIG								
REVENUE BONDS								
DTD 09/03/2017 5.000% 05/01/2026								
NON CALLABLE								
CUSIP: 65829QC4 BOND RATING: AA1								
YIELD TO MATURITY 2.487								
Acc: 1152032858	125,000.000	113.824	142,280.00	1.05	146,753.64	6,250	2,604.17	4.39
NORTH CAROLINA STATE LTD OBLIG								
REVENUE BONDS								
DTD 09/03/2017 5.000% 05/01/2026								
NON CALLABLE								
CUSIP: 65829QC4 BOND RATING: AA1								
YIELD TO MATURITY 2.487								

Statement Period  
 April 1, 2022 - April 30, 2022

Combined Account Number  
 [REDACTED]

# Combined Statement

## Combined Portfolio Detail

ASSET DESCRIPTION	NO. OF SHARES PAR VALUE	UNIT PRICE	MARKET VALUE	PERCENT OF PORTFOLIO	TAX COST BASIS	ESTIMATED ANNUAL INCOME	ACCRUED INCOME	YIELD AT MARKET
<b>Bonds - continued</b>								
Acc: 1152032858	125,000.000	109.483	136,853.75	1.01	138,055.91	6,250	3,125.00	4.57
ORANGE CNTY NORTH CAROLINA								
REVENUE BONDS								
DTD 08/24/2021 5.000% 11/15/2023	125,000.000	104.289	130,373.75	0.96	137,075.04	6,250	2,881.94	4.79
NON CALLABLE								
CUSIP: 684888CQ3 BOND RATING: AA1								
YIELD TO MATURITY 2.154								
Acc: 1152032858	125,000.000	104.289	130,373.75	0.96	137,075.04	6,250	2,881.94	4.79
ORANGE CNTY NORTH CAROLINA								
GENERAL OBLIGATION								
DTD 12/28/2012 4.000% 04/01/2024	125,000.000	103.270	129,087.50	0.95	128,458.27	5,000	416.67	3.87
NON CALLABLE								
CUSIP: 684808JX6 BOND RATING: AAA								
YIELD TO MATURITY 2.251								
Acc: 1152032858	125,000.000	103.270	129,087.50	0.95	128,458.27	5,000	416.67	3.87
RALEIGH NORTH CAROLINA								
GENERAL OBLIGATION								
DTD 03/02/2016 5.000% 09/01/2025	100,000.000	108.389	108,389.00	0.90	113,089.32	5,000	833.33	4.61
NON CALLABLE								
CUSIP: 751091SL4 BOND RATING: AAA								
YIELD TO MATURITY 2.371								
Acc: 1152032858	100,000.000	108.389	108,389.00	0.80	113,089.32	5,000	833.33	4.61
RANDOLPH CNTY NORTH CAROLINA LTD OBL								
REVENUE BONDS								
DTD 08/28/2018 5.000% 10/01/2026	125,000.000	110.817	137,896.25	1.02	137,416.78	6,250	520.83	4.53
NON CALLABLE								
CUSIP: 752588BS0 BOND RATING: AA3								
YIELD TO MATURITY 2.519								
Acc: 1152032858	125,000.000	110.817	137,896.25	1.02	137,416.78	6,250	520.83	4.53
SURREY CNTY NORTH CAROLINA LIMITED								
EDUCATION REVENUE								
DTD 08/04/2021 5.000% 10/01/2030	90,000.000	116.167	104,550.30	0.77	119,179.48	4,500	375.00	4.30
NON CALLABLE								
CUSIP: 86888UBY4 BOND RATING: AA3								
YIELD TO MATURITY 2.829								

Statement Period

April 1, 2022 - April 30, 2022

Combined Account Number

## Combined Statement

### Combined Portfolio Detail

ASSET DESCRIPTION	NO. OF SHARES PAR VALUE	UNIT PRICE	MARKET VALUE	PERCENT OF PORTFOLIO	TAX COST BASIS	ESTIMATED ANNUAL INCOME	ACCRUED INCOME	YIELD AT MARKET
<b>Bonds - continued</b>								
Acc: 1152032858	90,000,000	116.167	104,650.30	0.77	119,178.48	4,500	375.00	4.30
UNION CNTY NORTH CAROLINA GENERAL OBLIGATION DTD 08/22/2019 5.000% 08/01/2026 NON CALLABLE CUSIP: 906896382 BOND RATING: AAA YIELD TO MATURITY 2.405 Acc: 1152032858	125,000,000	110.627	138,283.75	1.02	146,298.60	6,250	1,041.67	4.52
UNION CNTY NORTH CAROLINA ENTER WATER REVENUE DTD 05/30/2019 5.000% 06/01/2027 NON CALLABLE CUSIP: 908400E51 BOND RATING: AA2 YIELD TO MATURITY 2.557 Acc: 1152032858	100,000,000	111.585	111,585.00	0.83	117,419.91	5,000	2,083.33	4.48
WAKE CNTY NORTH CAROLINA LTD OBLIG EDUCATION REVENUE DTD 02/18/2021 5.000% 03/01/2026 NON CALLABLE CUSIP: 930878EY9 BOND RATING: AA1 YIELD TO MATURITY 2.441 Acc: 1152032858	100,000,000	109.321	109,321.00	0.81	118,849.56	5,000	833.33	4.57
WAKE COUNTY NORTH CAROLINA GENERAL OBLIGATION DTD 05/13/2010 5.000% 03/01/2025 NON CALLABLE CUSIP: 930863T88 BOND RATING: AAA YIELD TO MATURITY 2.947 Acc: 1152032858	125,000,000	107.243	134,053.75	0.99	134,658.04	6,250	1,041.67	4.66
<b>Total Municipal Bonds</b>			\$4,367,696.40	32.30%	\$4,923,399.61	\$199,180	\$69,531.96	4.56%

8 of 275

Statement Period

April 1, 2022 - April 30, 2022

Combined Account Number

# Combined Statement

## Combined Portfolio Detail

ASSET DESCRIPTION	NO. OF SHARES/ PAR VALUE	UNIT PRICE	MARKET VALUE	PERCENT OF PORTFOLIO	TAX COST BASIS	ESTIMATED ANNUAL INCOME	ACCURED INCOME	YIELD AT MARKET
<b>Bonds - continued</b>								
<b>Mutual Funds-Fixed Income</b>								
ISHARES NATIONAL MUNI BOND ETF CUSIP: 464288414 BOND RATING: NOT RATED YIELD TO MATURITY 0.000 Acc: 1152032741	6,188.000	106.720	660,363.36	4.89	700,304.62	12,611	0.00	1.91
<b>Total Mutual Funds-Fixed Income</b>	<b>6,188.000</b>	<b>106.720</b>	<b>660,363.36</b>	<b>4.89</b>	<b>700,304.62</b>	<b>12,611</b>	<b>0.00</b>	<b>1.91</b>
<b>Total Bonds</b>			<b>\$660,363.36</b>	<b>4.89%</b>	<b>\$700,304.62</b>	<b>\$12,611</b>	<b>\$0.00</b>	<b>1.90%</b>
			<b>\$5,027,989.76</b>	<b>37.19%</b>	<b>\$5,223,644.43</b>	<b>\$211,761</b>	<b>\$53,631.96</b>	<b>4.21%</b>
<b>Common Stocks</b>								
<b>Energy</b>								
CHEVRON CORP Symbol: CVX CUSIP: 168764100 Acc: 1152032741	265.000	158.670	44,850.95	0.33	29,864.56	1,618	0.00	3.63
ENBRIDGE INC Symbol: ENB CUSIP: 29250N105 Acc: 1152032741	492.000	43.640	21,470.88	0.16	16,865.44	1,335	0.00	6.22
LUKOIL PJSC SPONSORED AMERICAN DEPOSITORY RECEIPT **SANCTIONED 02/28/2022 Symbol: LUKOY CUSIP: 66343P105 Acc: 1152032741	58.000	6.960	403.68	0.00	3,956.80	359	0.00	89.17
PHILLIPS 66 Symbol: PSX CUSIP: 718546104 Acc: 1152032741	536.000	86.760	46,503.36	0.34	32,822.76	1,972	0.00	4.24
PIONEER NATURAL RESOURCES CO Symbol: PXD CUSIP: 728787107 Acc: 1152032741	201.000	232.470	46,726.47	0.35	19,133.15	627	0.00	1.34
<b>Total Energy</b>			<b>\$159,755.34</b>	<b>1.18%</b>	<b>\$102,662.71</b>	<b>\$5,913</b>	<b>\$0.00</b>	<b>3.70%</b>

Statement Period  
April 1, 2022 - April 30, 2022

Combined Account Number

## Combined Statement

### Combined Portfolio Detail

ASSET DESCRIPTION	NO. OF SHARES PER VALUE	UNIT PRICE	MARKET VALUE	PERCENT OF PORTFOLIO	TAX COST BASIS	ESTIMATED ANNUAL INCOME	ACCRUED INCOME	YIELD AT MARKET
<b>Common Stocks - continued</b>								
<i>Materials</i>								
CORTEVA INC Symbol: CTVA cusp: 22052L104 Acct: 1152032741	1,638,000	57.660	94,496.22	0.70	45,199.27	917	0.00	0.97
FUCHS PETROLUB SE.ADR PFD AMERICAN DEPOSITORY RECEIPT Symbol: FUPBY cusp: 36962Q106 Acct: 1152032741	329,000	7.790	2,562.91	0.02	4,521.87	59	0.00	2.34
L'AIR LIQUIDE UNSPONSORED AMERICAN DEPOSITORY RECEIPT Symbol: AIQJY cusp: 006126202 Acct: 1152032741	205,000	34.460	7,064.30	0.05	4,634.74	101	0.00	1.43
LINDE PLC Symbol: LIN cusp: G5494J103 Acct: 1152032741	37,000	311.960	11,542.52	0.09	6,026.70	173	0.00	1.50
MARTIN MARIETTA MATLS INC Symbol: MLM cusp: 573284106 Acct: 1152032741	247,000	354.220	87,492.34	0.65	47,427.89	602	0.00	0.69
NOVOZYMES AS UNSPONSORED AMERICAN DEPOSITORY RECEIPT Symbol: NVZMY cusp: 670106109 Acct: 1152032741	76,000	69.570	5,287.32	0.04	3,924.26	41	0.00	0.78
RIO TINTO PLC SPONSORED AMERICAN DEPOSITORY RECEIPT Symbol: RIO cusp: 767204100 Acct: 1152032741	228,000	71.120	16,215.36	0.12	12,978.19	1,805	0.00	11.14
SYMRISE AG UNSPONSORED AMERICAN DEPOSITORY RECEIPT Symbol: SYIEY cusp: 87155N109	324,000	29.610	9,593.64	0.07	7,109.36	58	0.00	0.60

Statement Period  
April 1, 2022 - April 30, 2022

Combined Account Number

# Combined Statement

## Combined Portfolio Detail

ASSET DESCRIPTION	NO. OF SHARES/ PAR VALUE	UNIT PRICE	MARKET VALUE	PERCENT OF PORTFOLIO	TAX COST BASIS	ESTIMATED ANNUAL INCOME	ACCUMULATED INCOME	YIELD AT MARKET
<b>Common Stocks - continued</b>								
Acct: 1152032741	324.000	29.610	9,593.64	0.07	7,109.36	58	0.00	0.60
Total Materials			\$234,254.61	1.74%	\$131,766.28	\$3,759	\$0.00	1.60%
<b>Industrials</b>								
ALFA LAVAL AB UNSPONSORED AMERICAN DEPOSITORY RECEIPT Symbol: ALFY CUSIP: 015388101 Acct: 1152032741	280.000	27.710	7,758.80	0.06	7,300.30	140	140.68	1.81
ATLAS COPCO AB SPONSORED AMERICAN DEPOSITORY RECEIPT Symbol: ATLY CUSIP: 049255706 Acct: 1152032741	428.000	45.375	19,420.50	0.14	11,211.46	273	0.00	1.41
BOEING CO Symbol: BA CUSIP: 097023105 Acct: 1152032741	317.000	148.840	47,182.28	0.35	49,795.00	0	0.00	0.00
CANADIAN NATIONAL RAILWAY CO Symbol: CN CUSIP: 136375102 Acct: 1152032741	78.000	117.820	9,174.36	0.07	6,810.35	178	0.00	1.94
DEERE & CO Symbol: DE CUSIP: 244198105 Acct: 1152032741	360.000	377.550	135,918.00	1.01	59,391.93	1,512	\$78.00	1.11
EATON CORP PLC Symbol: ETN CUSIP: G329183103 Acct: 1152032741	162.000	145.020	23,493.24	0.17	16,494.13	524	0.00	2.23
EPIROC AKTIEBOLAG UNSPONSORED AMERICAN DEPOSITORY RECEIPT Symbol: EPOKY CUSIP: 29428L105 Acct: 1152032741	455.000	20.290	9,231.95	0.07	5,527.35	215	52.18	2.34
EXPEDITORS INTL WASH INC Symbol: EXPD CUSIP: 302130109	630.000	98.070	62,414.10	0.46	46,056.49	730	0.00	1.17

11 of 275

Statement Period  
April 1, 2022 - April 30, 2022

Combined Account Number

**Combined Statement**

**Combined Portfolio Detail**

ASSET DESCRIPTION	NO. OF SHARES/ PAR VALUE	UNIT PRICE	MARKET VALUE	PERCENT OF PORTFOLIO	TAX COST BASIS	ESTIMATED ANNUAL INCOME	ACCRUED INCOME	YIELD AT MARKET
<b>Common Stocks - continued</b>								
Acc: 1152032741	630,000	98.070	62,414.10	0.46	46,056.49	730	0.00	1.17
GENERAL DYNAMICS CORP Symbol: GD CUSIP: 389550108 Acc: 1152032741	138,000	236.530	32,641.14	0.24	22,710.80	685	173.88	2.13
JOHNSON CONTROLS INTERNATIONAL PLC Symbol: JCI CUSIP: G51502105 Acc: 1152032741	1,224,000	59.870	73,280.88	0.54	45,058.08	1,713	0.00	2.34
KOMATSU LTD SPONSORED AMERICAN DEPOSITORY RECEIPT Symbol: KMTUY CUSIP: 500458401 Acc: 1152032741	283,000	22.555	6,383.07	0.05	6,539.88	161	0.00	2.53
KUBOTA SPONSORED AMERICAN DEPOSITORY RECEIPT Symbol: KUBY CUSIP: 501173207 Acc: 1152032741	98,000	84.690	8,299.62	0.06	7,712.38	146	0.00	1.77
OSHKOSH CORP Symbol: OSK CUSIP: 688236201 Acc: 1152032741	688,000	92.440	63,598.72	0.47	48,378.85	1,018	0.00	1.60
PARKER HANNIFIN CORP Symbol: PH CUSIP: 701094104 Acc: 1152032741	215,000	270.820	58,226.30	0.43	37,662.44	1,143	0.00	1.98
SCHNEIDER ELECTRIC UNSPONSORED AMERICAN DEPOSITORY RECEIPT Symbol: SBGSY CUSIP: 80887P106 Acc: 1152032741	690,000	28.470	19,644.30	0.15	14,119.77	329	0.00	1.67
SGS SA UNSPONSORED AMERICAN DEPOSITORY RECEIPT Symbol: SGSOY CUSIP: 818800104 Acc: 1152032741	260,000	25.560	6,645.60	0.05	6,095.70	192	0.00	2.00
UNITED PARCEL SERVICE CL B Symbol: UPS CUSIP: 911312106	449,000	178.980	80,811.02	0.60	57,246.12	2,728	0.00	3.38

12 of 275

Statement Period

April 1, 2022 - April 30, 2022

Combined Account Number

[REDACTED]

**Combined Statement**

**Combined Portfolio Detail**

ASSET DESCRIPTION	NO. OF SHARES/ PAR VALUE	UNIT PRICE	MARKET VALUE	PERCENT OF PORTFOLIO	TAX COST BASIS	ESTIMATED ANNUAL INCOME	ACCRUED INCOME	YIELD AT MARKET
<b>Common Stocks - continued</b>								
Acc: 1152032741	449,000	179.990	80,811.02	0.80	57,246.12	2,789	0.00	3.38
XYLEM INC Symbol: XYL cusip: 98419M100 Acc: 1152032741	546,000	80.500	43,953.00	0.33	38,692.11	655	0.00	1.49
Total Industrials	546,000	80.500	43,953.00	0.33	38,692.11	655	0.00	1.49
			\$708,076.86	5.28%	\$486,788.14	\$12,302	\$744.74	1.73%
<b>Consumer Discretionary</b>								
AMAZON.COM INC Symbol: AMZN cusip: 023135106 Acc: 1152032741	57,000	2,485.630	141,680.91	1.05	108,238.41	0	0.00	0.00
HOME DEPOT INC Symbol: HD cusip: 437076102 Acc: 1152032741	57,000	2,485.630	141,680.91	1.05	108,238.41	0	0.00	0.00
LENNAR CORP CL A Symbol: LEN cusip: 528057104 Acc: 1152032741	98,000	300.400	28,838.40	0.21	19,868.22	729	0.00	2.53
	98,000	300.400	28,838.40	0.21	19,868.22	729	0.00	2.53
NITORI HOLDINGS CO LTD UNSPONSORED AMERICAN DEPOSITORY RECEIPT Symbol: NCLTY cusip: 65478L108 Acc: 1152032741	728,000	76.490	55,684.72	0.41	36,066.18	1,082	273.00	1.96
	728,000	76.490	55,684.72	0.41	36,066.18	1,082	273.00	1.96
SONY GROUP CORP SPONSORED AMERICAN DEPOSITORY RECEIPT Symbol: SONY cusip: 835868307 Acc: 1152032741	953,000	10.070	3,554.71	0.03	4,982.59	30	14.35	0.86
	953,000	10.070	3,554.71	0.03	4,982.59	30	14.35	0.86
STARBUCKS CORP Symbol: SBUX cusip: 855244108 Acc: 1152032741	744,000	86.050	64,021.20	0.47	45,183.29	299	0.00	0.47
	744,000	86.050	64,021.20	0.47	45,183.29	299	0.00	0.47
YUM CHINA HOLDINGS INC Symbol: YUMC cusip: 98850P109	644,000	74.640	48,068.16	0.36	35,785.59	1,262	0.00	2.63
	644,000	74.640	48,068.16	0.36	35,785.59	1,262	0.00	2.63
	968,000	41.900	15,424.20	0.11	12,684.53	177	0.00	1.15

13 of 275

Statement Period  
April 1, 2022 - April 30, 2022

Combined Account Number

**Combined Statement**

**Combined Portfolio Detail**

ASSET DESCRIPTION	NO. OF SHARES/ PAR VALUE	UNIT PRICE	MARKET VALUE	PERCENT OF PORTFOLIO	TAX COST BASIS	ESTIMATED ANNUAL INCOME	ACCRUED INCOME	YIELD AT MARKET
<b>Common Stocks - continued</b>								
Acc: 1152032741	368,000	41.800	15,424.20	0.11	12,584.53	177	0.00	1.15
YUM! BRANDS INC Symbol: YUM cusp: 888488101 Acc: 1152032741	286,000	117.010	33,464.86	0.25	25,417.21	652	0.00	1.95
Total Consumer Discretionary	286,000	117.010	33,464.86	0.25	25,417.21	652	0.00	1.95
<b>Consumer Staples</b>								
COCA COLA CO Symbol: KO cusp: 191216100 Acc: 1152032741	1,899,000	64.610	122,694.39	0.91	86,803.23	3,342	0.00	2.72
COLGATE PALMOLIVE CO Symbol: CL cusp: 164162103 Acc: 1152032741	1,899,000	64.610	122,694.39	0.91	86,803.23	3,342	0.00	2.72
DIAGEO PLC SPONSORED AMERICAN DEPOSITORY RECEIPT Symbol: DEO cusp: 252430205 Acc: 1152032741	422,000	77.050	32,515.10	0.24	27,601.00	793	198.34	2.44
FONTECO ECONOMIC MEXICANO SPONSORED AMERICAN DEPOSITORY RECEIPT Symbol: FMX cusp: 344419106 Acc: 1152032741	422,000	77.050	32,515.10	0.24	27,601.00	793	198.34	2.44
KIMBERLY CLARK CORP Symbol: KMB cusp: 494368103 Acc: 1152032741	56,000	198.680	11,126.08	0.08	9,103.87	220	0.00	1.98
FONTECO ECONOMIC MEXICANO SPONSORED AMERICAN DEPOSITORY RECEIPT Symbol: DEO cusp: 252430205 Acc: 1152032741	56,000	198.680	11,126.08	0.08	9,103.87	220	0.00	1.98
L'OREAL CO UNSPONSORED AMERICAN DEPOSITORY RECEIPT Symbol: LRLCY cusp: 502117203 Acc: 1152032741	106,000	74.740	7,922.44	0.06	6,940.67	146	0.00	1.85
KIMBERLY CLARK CORP Symbol: KMB cusp: 494368103 Acc: 1152032741	106,000	74.740	7,922.44	0.06	6,940.67	146	0.00	1.85
L'OREAL CO UNSPONSORED AMERICAN DEPOSITORY RECEIPT Symbol: LRLCY cusp: 502117203 Acc: 1152032741	183,000	138.830	25,405.89	0.19	20,729.76	849	0.00	3.34
KIMBERLY CLARK CORP Symbol: KMB cusp: 494368103 Acc: 1152032741	183,000	138.830	25,405.89	0.19	20,729.76	849	0.00	3.34
L'OREAL CO UNSPONSORED AMERICAN DEPOSITORY RECEIPT Symbol: LRLCY cusp: 502117203 Acc: 1152032741	269,000	72.670	19,521.33	0.14	12,308.69	233	233.51	1.20
MONSTER BEVERAGE CORP Symbol: MNST cusp: 61174X109	269,000	72.670	19,521.33	0.14	12,308.69	233	233.51	1.20
MONSTER BEVERAGE CORP Symbol: MNST cusp: 61174X109	984,000	85.680	82,595.52	0.61	58,218.74	0	0.00	0.00

14 of 275

Statement Period

April 1, 2022 - April 30, 2022

Combined Account Number

**Combined Statement**

**Combined Portfolio Detail**

ASSET DESCRIPTION	NO. OF SHARES/ PAR VALUE	UNIT PRICE	MARKET VALUE	PERCENT OF PORTFOLIO	TAX COST BASIS	ESTIMATED ANNUAL INCOME	ACCUMULATED INCOME	YIELD AT MARKET
<b>Common Stocks - continued</b>								
Acct: 1152032741	884.000	85.680	82,595.52	0.61	58,218.74	0	0.00	0.00
NESTLE SA SPONSORED								
AMERICAN DEPOSITORY RECEIPT	129.000	128.640	16,594.56	0.12	10,377.48	330	0.00	1.99
Symbol: NSRGY cusp: 841089406								
Acct: 1152032741	129.000	128.640	16,594.56	0.12	10,377.48	330	0.00	1.99
PEPSICO INC								
Symbol: PEP cusp: 713446106								
Acct: 1152032741	321.000	171.710	55,118.91	0.41	38,306.53	1,380	0.00	2.50
PHILIP MORRIS INTL INC								
Symbol: PM cusp: 718172109								
Acct: 1152032741	979.000	108.000	97,900.00	0.72	78,204.47	4,895	0.00	5.00
PROCTER & GAMBLE CO								
Symbol: PG cusp: 742718109								
Acct: 1152032741	719.000	160.550	115,435.45	0.85	59,909.41	2,626	658.66	2.27
TYSON FOODS INC CL A								
Symbol: TSN cusp: 902494109								
Acct: 1152032741	363.000	93.160	33,817.08	0.25	22,225.65	667	0.00	1.97
UNIHARM CORPORATION SPONSORED								
AMERICAN DEPOSITORY RECEIPT	1,349.000	6.890	9,294.61	0.07	10,043.31	64	0.00	0.69
Symbol: UNICY cusp: 80460M204								
Acct: 1152032741	1,349.000	6.890	9,294.61	0.07	10,043.31	64	0.00	0.69
Total Consumer Staples			\$629,941.36	4.66%	\$443,372.81	\$15,549	\$1,068.51	2.46%
<b>Health Care</b>								
ABBVIE INC								
Symbol: ABBV cusp: 00287Y109								
Acct: 1152032741	757.000	146.880	111,188.16	0.82	65,139.59	4,269	1,067.37	3.84
ALCON INC								
Symbol: ALC cusp: H01301128								
Acct: 1152032741	729.000	71.210	51,912.09	0.38	42,280.55	151	151.85	0.29

15 of 275



Statement Period

April 1, 2022 - April 30, 2022

Combined Account Number

# Combined Statement

## Combined Portfolio Detail

ASSET DESCRIPTION	NO. OF SHARES PAR VALUE	UNIT PRICE	MARKET VALUE	PERCENT OF PORTFOLIO	TAX COST BASIS	ESTIMATED ANNUAL INCOME	ACCUMULATED INCOME	YIELD AT MARKET
<b>Common Stocks - continued</b>								
AMGEN INC Symbol: AMGN cusip: 031182100 Acct: 1152032741	81,000	233.190	18,888.39	0.14	15,992.70	628	0.00	3.33
CERNER CORP Symbol: CERN cusip: 158782104 Acct: 1152032741	523,000	93.640	48,973.72	0.36	33,987.58	584	0.00	1.15
CHUGAI PHARMACEUTICAL CO UNSPONSORED AMERICAN DEPOSITORY RECEIPT Symbol: CHGCY cusip: 171289103 Acct: 1152032741	550,000	14.930	8,211.50	0.06	6,270.93	127	0.00	1.55
DANAHER CORP Symbol: DHR cusip: 2353851102 Acct: 1152032741	483,000	251.130	121,285.79	0.90	57,913.51	483	0.00	0.40
ILLUMINA INC Symbol: ILMN cusip: 452827109 Acct: 1152032741	70,000	296.650	20,765.50	0.15	22,502.23	0	0.00	0.00
INTUITIVE SURGICAL INC Symbol: ISRG cusip: 48120E602 Acct: 1152032741	120,000	239.300	28,716.00	0.21	23,860.39	0	0.00	0.00
LONZA GROUP AG UNSPONSORED AMERICAN DEPOSITORY RECEIPT Symbol: LZAGY cusip: 54338V101 Acct: 1152032741	281,000	58.940	16,534.04	0.12	8,924.72	25	0.00	0.15
MERCK & CO INC Symbol: MRK cusip: 58833Y105 Acct: 1152032741	369,000	88.690	34,500.41	0.26	27,960.99	1,073	0.00	3.11
NOVARTIS AG SPONSORED AMERICAN DEPOSITORY RECEIPT Symbol: NVS cusip: 66887V106 Acct: 1152032741	626,000	88.030	55,106.78	0.41	48,428.19	1,352	0.00	2.45
NOVARTIS AG SPONSORED AMERICAN DEPOSITORY RECEIPT Symbol: NVS cusip: 66887V106 Acct: 1152032741	626,000	88.030	55,106.78	0.41	48,428.19	1,352	0.00	2.45

16 of 275

Statement Period  
April 1, 2022 - April 30, 2022

Combined Account Number

# Combined Statement

## Combined Portfolio Detail

ASSET DESCRIPTION	NO. OF SHARES PAR VALUE	UNIT PRICE	MARKET VALUE	PERCENT OF PORTFOLIO	TAX COST BASIS	ESTIMATED ANNUAL INCOME	ACCUMULATED INCOME	YIELD AT MARKET
<b>Common Stocks - continued</b>								
NOVO NORDISK AS SPONSORED AMERICAN DEPOSITORY RECEIPT Symbol: NVO cuspip: 870100205 Acct: 1152032741	287,000	114.000	33,858.00	0.25	12,488.89	332	0.00	0.98
PFIZER INC Symbol: PFE cuspip: 717081108 Acct: 1152032741	297,000	114.000	33,858.00	0.25	12,488.89	332	0.00	0.98
REGENERON PHARMACEUTICALS INC Symbol: REGN cuspip: 78888F107 Acct: 1152032741	1,810,000	49.070	89,816.70	0.68	62,891.09	2,896	0.00	3.26
ROCHE HOLDING LTD SPONSORED AMERICAN DEPOSITORY RECEIPT Symbol: RHHBY cuspip: 771186104 Acct: 1152032741	1,810,000	49.070	89,816.70	0.68	62,891.09	2,896	0.00	3.26
SHIONOGI & CO LTD UNSPONSORED AMERICAN DEPOSITORY RECEIPT Symbol: SGIOY cuspip: 824687109 Acct: 1152032741	123,000	659.110	81,070.53	0.60	48,591.89	0	0.00	0.00
SONOVA HOLDING AG UNSPONSORED AMERICAN DEPOSITORY RECEIPT Symbol: SONVY cuspip: 83589C102 Acct: 1152032741	123,000	659.110	81,070.53	0.60	48,591.89	0	0.00	0.00
SONOXA HOLDING AG UNSPONSORED AMERICAN DEPOSITORY RECEIPT Symbol: SONVY cuspip: 83589C102 Acct: 1152032741	1,824,000	46.180	84,850.32	0.66	69,176.97	1,483	0.00	1.88
SONOXA HOLDING AG UNSPONSORED AMERICAN DEPOSITORY RECEIPT Symbol: SONVY cuspip: 83589C102 Acct: 1152032741	1,924,000	46.180	89,850.32	0.68	69,176.97	1,493	0.00	1.88
SONOXA HOLDING AG UNSPONSORED AMERICAN DEPOSITORY RECEIPT Symbol: SONVY cuspip: 83589C102 Acct: 1152032741	489,000	13.840	6,767.76	0.05	6,146.74	90	0.00	1.34
SONOXA HOLDING AG UNSPONSORED AMERICAN DEPOSITORY RECEIPT Symbol: SONVY cuspip: 83589C102 Acct: 1152032741	489,000	13.840	6,767.76	0.05	6,146.74	90	0.00	1.34
SONOXA HOLDING AG UNSPONSORED AMERICAN DEPOSITORY RECEIPT Symbol: SONVY cuspip: 83589C102 Acct: 1152032741	150,000	72.350	10,852.50	0.08	5,458.58	60	0.00	0.55
SONOXA HOLDING AG UNSPONSORED AMERICAN DEPOSITORY RECEIPT Symbol: SONVY cuspip: 83589C102 Acct: 1152032741	150,000	72.350	10,852.50	0.08	5,458.58	60	0.00	0.55
SONOXA HOLDING AG UNSPONSORED AMERICAN DEPOSITORY RECEIPT Symbol: SONVY cuspip: 83589C102 Acct: 1152032741	183,000	32.820	6,006.06	0.04	7,373.77	44	0.00	0.74
SONOXA HOLDING AG UNSPONSORED AMERICAN DEPOSITORY RECEIPT Symbol: SONVY cuspip: 83589C102 Acct: 1152032741	183,000	32.820	6,006.06	0.04	7,373.77	44	0.00	0.74
Total Health Care			\$892,314.25	6.15%	\$663,987.29	\$19,992	\$1,219.22	1.83%

Financials

17 of 275

**Combined Statement**

**Combined Portfolio Detail**

ASSET DESCRIPTION	NO. OF SHARES / PAR VALUE	UNIT PRICE	MARKET VALUE	PERCENT OF PORTFOLIO	TAX COST BASIS	ESTIMATED ANNUAL INCOME	ACCRUED INCOME	YIELD AT MARKET
<b>Common Stocks - continued</b>								
AIA GROUP LTD SPONS AMERICAN DEPOSITORY RECEIPT RPSTG 4 SHS 1289 HK Symbol: AAGIY CUSIP: 001317205 Acct: 1152032741	510.000	39.040	19,910.40	0.15	16,487.31	353	0.00	1.78
ALLIANZ SE UNSPONSORED AMERICAN DEPOSITORY RECEIPT Symbol: ALLZY CUSIP: 018620100 Acct: 1152032741	703.000	22.400	15,747.20	0.12	15,078.08	598	0.00	3.61
AMERIPRISE FINANCIAL INC Symbol: AMP CUSIP: 09076C106 Acct: 1152032741	307.000	285.490	81,505.43	0.60	44,749.45	1,535	0.00	1.88
BANK OF AMERICA CORP Symbol: BAC CUSIP: 060505104 Acct: 1152032741	1,022.000	35.680	36,464.96	0.27	30,227.74	858	0.00	2.35
BOK FINANCIAL CORPORATION Symbol: BOKF CUSIP: 05561Q201 Acct: 1152032741	273.000	82.930	22,639.89	0.17	14,986.99	578	0.00	2.56
CAPITAL ONE FINANCIAL CORP Symbol: COF CUSIP: 14040H105 Acct: 1152032741	450.000	124.620	56,079.00	0.41	40,573.73	1,090	0.00	1.93
CDN IMPERIAL BK OF COMMERCE Symbol: CMI CUSIP: 136069101 Acct: 1152032741	877.000	110.550	96,952.35	0.72	69,077.46	4,261	0.00	4.39
CHUBB LTD Symbol: CBI CUSIP: H1467J104 Acct: 1152032741	269.000	206.450	55,535.05	0.41	35,479.01	860	0.00	1.55
COMMERCE BANCSHARES INC Symbol: C96H CUSIP: 200525103 Acct: 1152032741	287.000	68.370	19,622.19	0.15	14,711.27	304	0.00	1.55

Statement Period  
 April 1, 2022 - April 30, 2022

Combined Account Number  
 [REDACTED]

# Combined Statement

## Combined Portfolio Detail

ASSET DESCRIPTION	NO. OF SHARES/ PAR VALUE	UNIT PRICE	MARKET VALUE	PERCENT OF PORTFOLIO	TAX COST BASIS	ESTIMATED ANNUAL INCOME	ACCRUED INCOME	YIELD AT MATURE
<b>Common Stocks - continued</b>								
CROWN CASTLE INTERNATIONAL CORP REAL ESTATE INVESTMENT TRUST Symbol: CCI cuspip: 22822V101 Acct: 1152032741	304,000	185.210	56,303.84	0.42	32,385.63	1,787	0.00	3.17
CULLEN FROST BANKERS INC Symbol: CFR cuspip: 228899108 Acct: 1152032741	304,000	185.210	56,303.84	0.42	32,385.63	1,787	0.00	3.17
DBS GROUP HLDGS LTD SPONSORED AMERICAN DEPOSITORY RECEIPT Symbol: DBSDY cuspip: 23304Y100 Acct: 1152032741	219,000	132.290	28,971.51	0.21	23,403.56	657	0.00	2.27
EQUITY LIFESTYLE PROPERTIES INC REAL ESTATE INVESTMENT TRUST Symbol: ELS cuspip: 29472R108 Acct: 1152032741	219,000	132.290	28,971.51	0.21	23,403.56	657	0.00	2.27
FACTSET RESEARCH SYSTEM INC Symbol: FDS cuspip: 308075105 Acct: 1152032741	236,000	97.980	23,118.56	0.17	17,143.08	905	236.66	3.92
HDFC BANK LTD SPONSORED AMERICAN DEPOSITORY RECEIPT Symbol: HDB cuspip: 40415F101 Acct: 1152032741	236,000	97.980	23,118.56	0.17	17,143.08	905	236.66	3.92
HUNTINGTON BANCSHARES INC Symbol: HBAN cuspip: 448150104 Acct: 1152032741	380,000	77.280	29,368.40	0.22	18,067.79	623	0.00	2.12
ICICI BANK LTD SPONSORED AMERICAN DEPOSITORY RECEIPT Symbol: IBN cuspip: 45194G104 Acct: 1152032741	380,000	77.280	29,368.40	0.22	18,067.79	623	0.00	2.12
JP MORGAN CHASE & CO Symbol: JPM cuspip: 46625H100	114,000	403.490	45,987.86	0.34	25,373.36	405	0.00	0.88
	114,000	403.490	45,987.86	0.34	25,373.36	405	0.00	0.88
	128,000	55.210	7,066.88	0.05	5,930.73	93	0.00	1.33
	128,000	55.210	7,066.88	0.05	5,930.73	93	0.00	1.33
	2,616,000	13.150	34,400.40	0.25	26,758.62	1,621	0.00	4.71
	2,616,000	13.150	34,400.40	0.25	26,758.62	1,621	0.00	4.71
	485,000	19.040	8,853.60	0.07	3,828.95	22	0.00	0.26
	485,000	19.040	8,853.60	0.07	3,828.95	22	0.00	0.26
	384,000	119.360	45,834.24	0.34	41,981.51	1,536	384.00	3.35

19 of 275



Statement Period

April 1, 2022 - April 30, 2022

Combined Account Number

# Combined Statement

## Combined Portfolio Detail

ASSET DESCRIPTION	NO. OF SHARES / PMT VALUE	UNIT PRICE	MARKET VALUE	PERCENT OF PORTFOLIO	TAX COST BASIS	ESTIMATED ANNUAL INCOME	ACCRUED INCOME	YIELD AT MARKET
<b>Common Stocks - continued</b>								
Acc: 1152032741	384.000	119.380	45,834.24	0.34	41,981.51	1,536	384.00	3.35
<b>MITSUBISHI UFJ FINANCIAL-SPONSORED</b>								
AMERICAN DEPOSITORY RECEIPT								
RPSTG 1 SHS 8308 JP	4,328.000	5.800	25,102.40	0.19	20,049.38	822	0.00	3.28
Symbot: MUFG cusip: 606822104								
Acc: 1152032741	4,328.000	5.800	25,102.40	0.19	20,049.38	822	0.00	3.28
<b>PING AN INSURANCE SPONSORED</b>								
AMERICAN DEPOSITORY RECEIPT								
Symbot: PINGAY cusip: 72341E304								
Acc: 1152032741	442.000	12.300	5,436.64	0.04	9,967.10	261	0.00	4.81
442.000	12.300		5,436.64	0.04	9,967.10	261	0.00	4.81
<b>PNC FINL SVCS GROUP INC</b>								
AMERICAN DEPOSITORY RECEIPT								
Symbot: PNC cusip: 693475105								
Acc: 1152032741	508.000	168.100	84,378.80	0.62	54,529.15	3,048	762.00	3.61
508.000	168.100		84,378.80	0.62	54,529.15	3,048	762.00	3.61
<b>SEI INVESTMENTS COMPANY</b>								
AMERICAN DEPOSITORY RECEIPT								
Symbot: SEIC cusip: 784117183								
Acc: 1152032741	381.000	55.720	21,229.32	0.16	22,285.69	293	0.00	1.38
381.000	55.720		21,229.32	0.16	22,285.69	293	0.00	1.38
<b>SUN COMMUNITIES INC</b>								
REAL ESTATE INVESTMENT TRUST								
Symbot: SUJ cusip: 886674104								
Acc: 1152032741	179.000	175.570	31,427.03	0.23	17,911.58	630	0.00	2.00
179.000	175.570		31,427.03	0.23	17,911.58	630	0.00	2.00
<b>XP INC CL A</b>								
AMERICAN DEPOSITORY RECEIPT								
Symbot: XP cusip: G98239108								
Acc: 1152032741	35.000	24.610	861.35	0.01	1,440.95	0	0.00	0.00
35.000	24.610		861.35	0.01	1,440.95	0	0.00	0.00
<b>Total Financials</b>								
			\$852,808.30	6.32%	\$602,426.12	\$23,109	\$1,382.66	2.70%
<b>Information Technology</b>								
<b>ADOBE INC</b>								
AMERICAN DEPOSITORY RECEIPT								
Symbot: ADBE cusip: 00724F101								
Acc: 1152032741	246.000	395.950	97,403.70	0.72	64,582.66	0	0.00	0.00
246.000	395.950		97,403.70	0.72	64,582.66	0	0.00	0.00

20 of 275

Statement Period  
April 1, 2022 - April 30, 2022

Combined Account Number

# Combined Statement

## Combined Portfolio Detail

ASSET DESCRIPTION	NO. OF SHARES/ PAR VALUE	UNIT PRICE	MARKET VALUE	PERCENT OF PORTFOLIO	TAX COST BASIS	ESTIMATED ANNUAL INCOME	ACCRUED INCOME	YIELD AT MARKET
<b>Common Stocks - continued</b>								
ADYEN NV UNSPONSORED AMERICAN DEPOSITORY RECEIPT Symbol: ADYEY CUSIP: 007683V104 Acct: 1152032741	1,350,000	16.670	22,504.50	0.17	12,652.28	0	0.00	0.00
ALLEGION PLC Symbol: ALLE CUSIP: G0176J109 Acct: 1152032741	304,000	114.240	34,728.66	0.26	29,743.65	488	0.00	1.44
ANSYS INC Symbol: ANSS CUSIP: 03662Q105 Acct: 1152032741	272,000	275.690	74,987.68	0.55	55,336.40	0	0.00	0.00
AUTODESK INC Symbol: ADSK CUSIP: 052769106 Acct: 1152032741	416,000	189.280	78,740.48	0.58	61,569.50	0	0.00	0.00
AUTOMATIC DATA PROCESSING INC Symbol: ADP CUSIP: 053015103 Acct: 1152032741	96,000	218.160	20,945.28	0.15	14,058.78	399	0.00	1.91
CHECK POINT SOFTWARE TECH LTD Symbol: CHKP CUSIP: M22465104 Acct: 1152032741	122,000	126.290	15,407.38	0.11	13,656.37	0	0.00	0.00
CISCO SYSTEMS INC Symbol: CSCO CUSIP: 17275R102 Acct: 1152032741	2,085,000	48.990	102,123.30	0.76	86,159.53	3,169	0.00	3.10
DASSAULT SYS S A SPONSORED AMERICAN DEPOSITORY RECEIPT Symbol: DASTY CUSIP: 237545108 Acct: 1152032741	555,000	44.180	24,519.90	0.18	15,644.76	82	0.00	0.33
INFINEON TECHNOLOGIES AG SPONSORED AMERICAN DEPOSITORY RECEIPT Symbol: IFNYY CUSIP: 45682N103 Acct: 1152032741	1,258,000	28.390	35,714.62	0.26	25,347.90	490	0.00	1.37

21 of 275

**Combined Statement**

**Combined Portfolio Detail**

ASSET DESCRIPTION	NO. OF SHARES/ PAR VALUE	UNIT PRICE	MARKET VALUE	PERCENT OF PORTFOLIO	TAX COST BASIS	ESTIMATED ANNUAL INCOME	ACCUMULATED INCOME	YIELD AT MARKET
<b>Common Stocks - continued</b>								
MICROCHIP TECHNOLOGY INC Symbol: MCHP CUSIP: 595017104 Acct: 1152032741	1,142,000	65.200	74,458.40	0.55	44,520.02	1,155	0.00	1.55
MICROSOFT CORP Symbol: MSFT CUSIP: 594918104 Acct: 1152032741	988,000	277.520	280,313.76	1.93	105,152.94	2,326	0.00	0.99
NVIDIA CORP Symbol: NVDA CUSIP: 67066G104 Acct: 1152032741	920,000	185.470	170,632.40	1.26	46,164.42	147	0.00	0.09
ORACLE CORPORATION Symbol: ORCL CUSIP: 68389X105 Acct: 1152032741	1,371,000	73.400	100,631.48	0.74	67,569.34	1,754	0.00	1.74
PAYPAL HOLDINGS INC Symbol: PYPL CUSIP: 70450Y103 Acct: 1152032741	460,000	87.930	40,447.80	0.30	38,842.74	0	0.00	0.00
QUALCOMM INC Symbol: QCOM CUSIP: 747525103 Acct: 1152032741	950,000	139.660	132,705.50	0.98	77,528.49	2,659	0.00	2.15
SALESFORCE INC Symbol: CRM CUSIP: 79468L302 Acct: 1152032741	240,000	175.940	42,225.60	0.31	37,886.09	0	0.00	0.00
SAP SE SPONSORED AMERICAN DEPOSITORY RECEIPT Symbol: SAP CUSIP: 803054204 Acct: 1152032741	251,000	100.800	25,300.80	0.19	29,694.08	363	0.00	1.52
TAIWAN SEMICONDUCTOR MANU CO LTD SPONS AMERICAN DEPOSITORY RECEIPT RPSTG 5 SHS 2330 TT Symbol: TSM CUSIP: 874039100 Acct: 1152032741	908,000	92.930	84,194.58	0.62	37,870.47	1,400	0.00	1.66

22 of 275

Statement Period  
April 1, 2022 - April 30, 2022

Combined Account Number

# Combined Statement

## Combined Portfolio Detail

ASSET DESCRIPTION	NO. OF SHARES/ PAR VALUE	UNIT PRICE	MARKET VALUE	PERCENT OF PORTFOLIO	TAX COST BASIS	ESTIMATED ANNUAL INCOME	ACCRUED INCOME	YIELD AT MARKET
<b>Common Stocks - continued</b>								
TENCENT HLDGS LTD UNSPONSORED AMERICAN DEPOSITORY RECEIPT Symbol: TOEHY cuspip: 88082C109 Acct: 1152032741	287,000	47.070	13,509.08	0.10	15,194.88	51	0.00	0.38
VISA INC CL A Symbol: V cuspip: 92826C339 Acct: 1152032741	623,000	213.130	132,779.99	0.98	90,098.99	934	0.00	0.70
WORKDAY INC-CLASS A Symbol: WDAY cuspip: 98138H101 Acct: 1152032741	136,000	208.700	28,111.20	0.21	20,601.47	0	0.00	0.00
YANDEX NV SHS CL A **SANCTIONED EFF 02/28/2022 Symbol: YNDX cuspip: N87284108 Acct: 1152032741	157,000	18.940	2,973.58	0.02	5,272.17	0	0.00	0.00
<b>Total Information Technology</b>			<b>\$1,615,359.90</b>	<b>11.93%</b>	<b>\$1,005,017.13</b>	<b>\$18,644</b>	<b>\$0.00</b>	<b>0.96%</b>
<b>Communication Services</b>								
ALPHABET INC CL C Symbol: GOOG cuspip: 02078K107 Acct: 1152032741	97,000	2,289.930	85,075.21	0.63	43,399.24	0	0.00	0.00
ALPHABET INC CL A Symbol: GOOGL cuspip: 02078K305 Acct: 1152032741	37,000	2,282.190	84,441.03	0.62	43,820.70	0	0.00	0.00
BCE INC Symbol: BCE cuspip: 05694B760 Acct: 1152032741	1,374,000	53.170	73,055.58	0.54	58,695.73	4,007	0.00	5.49
DISNEY WALT CO NEW Symbol: DIS cuspip: 254687106 Acct: 1152032741	342,000	111.630	38,177.46	0.28	40,515.98	0	0.00	0.00
META PLATFORMS INC CL A Symbol: FB cuspip: 30303M102	518,000	200.470	103,943.46	0.77	88,408.78	0	0.00	0.00

23 of 275



Statement Period  
April 1, 2022 - April 30, 2022

Combined Account Number

# Combined Statement

## Combined Portfolio Detail

ASSET DESCRIPTION	NO. OF SHARES PER VALUE	UNIT PRICE	MARKET VALUE	PERCENT OF PORTFOLIO	TAX COST BASIS	ESTIMATED ANNUAL INCOME	ACCRUED INCOME	YIELD AT MARKET
<b>Common Stocks - continued</b>								
Acc: 1152032741	518,000	200.470	103,843.48	0.77	88,408.78	0	0.00	0.00
Total Communication Services			\$384,892.74	2.84%	\$272,840.41	\$4,007	\$0.00	1.04%
<b>Utilities</b>								
DUKE ENERGY CORP Symbol: DUKE CUSIP: 28441C204 Acc: 1152032741	678,000	110.160	74,798.64	0.55	55,424.25	2,575	0.00	3.58
NATIONAL GRID PLC SPONSORED AMERICAN DEPOSITORY RECEIPT Symbol: NGG CUSIP: 686274409 Acc: 1152032741	510,000	74.160	37,821.60	0.28	26,713.64	1,738	0.00	4.60
PUBLIC SERVICE ENTERPRISE GROUP INC Symbol: PEG CUSIP: 744573106 Acc: 1152032741	318,000	69.660	22,221.54	0.16	16,868.72	889	0.00	3.10
SOUTHERN COMPANY Symbol: SO CUSIP: 842587107 Acc: 1152032741	861,000	73.380	63,188.79	0.47	40,735.46	2,341	0.00	3.71
Total Utilities			\$186,030.57	1.46%	\$139,742.07	\$7,444	\$0.00	3.78%
<b>Mutual Funds-Equity</b>								
INVESCO S&P 500 PURE VALUE ETF Symbol: RPV CUSIP: 46137V258 Acc: 1152032741	1,851,000	81.600	151,041.60	1.12	149,940.26	2,578	0.00	1.71
INVESCO S&P 500 EQUAL WEIGHT ETF Symbol: RSP CUSIP: 46137V357 Acc: 1152032741	920,000	147.450	135,654.00	1.00	149,868.00	1,918	0.00	1.41
ISHARES CORE S&P SMALL-CAP ETF Symbol: IJR CUSIP: 464287804 Acc: 1152032741	573,000	99.420	56,967.66	0.42	34,273.99	949	0.00	1.67
ISHARES RUSSELL MIDCAP GRWTH ETF Symbol: IWP CUSIP: 464287481	8,992,000	88.180	801,986.48	5.93	487,289.89	3,704	0.00	0.46

24 of 275

Statement Period  
April 1, 2022 - April 30, 2022

Combined Account Number

# Combined Statement

## Combined Portfolio Detail

ASSET DESCRIPTION	NO. OF SHARES/ PAR VALUE	UNIT PRICE	MARKET VALUE	PERCENT OF PORTFOLIO	TAX COST BASIS	ESTIMATED ANNUAL INCOME	ACCRUED INCOME	YIELD AT MARKET
<b>Common Stocks - continued</b>								
Acct: 1152032741	8,982.000	88.190	801,986.48	5.93	487,263.89	3,704	0.00	0.46
ISHARES S&P MIDCAP 400VALUE ETF Symbol: ILC CUSIP: 464287705 Acct: 1152032741	572.000	102.250	58,487.00	0.43	34,184.15	1,042	0.00	1.78
	572.000	102.250	58,487.00	0.43	34,184.15	1,042	0.00	1.78
MORGAN STANLEY INSTITUTIONAL FUND INC - GLOBAL OPPORTUNITY PORTFOLIO Symbol: MGT SX CUSIP: 61760X786 Acct: 1152032741	12,280.098	28.080	357,227.91	2.64	350,000.00	0	0.00	0.00
	12,280.098	28.080	357,227.91	2.64	350,000.00	0	0.00	0.00
Total Mutual Funds-Equity			\$1,961,374.85	11.54%	\$1,205,630.29	\$10,193	\$0.00	0.65%
Total Common Stocks			\$7,567,242.76	55.95%	\$5,240,676.27	\$115,760	\$4,722.48	1.52%

## Other

### Liabilities

TRUIST PLEDGE AGMT  
SECURED LOAN AMT-\$4500000  
ORIGIN DT 11/20/2018  
LOB-WM  
LOAN #20289508617001  
CUSIP: 99BLD1A68  
Acct: 1152032741

	-1.000		-1.00	0.00	-1.00	0	0.00	0.00
	-1.000		-1.00	0.00	-1.00	0	0.00	0.00
Total Liabilities			-\$1.00	0.00%	-\$1.00	\$0	\$0.00	0.00%
Total Other			-\$1.00	0.00%	-\$1.00	\$0	\$0.00	0.00%

## Cash

### Cash

CASH PRINCIPAL

			-1,067,723.87		-1,067,723.87	0	0.00	0.00
--	--	--	---------------	--	---------------	---	------	------

25 of 275

Statement Period  
April 1, 2022 - April 30, 2022

Combined Account Number

**Combined Statement**

**Combined Portfolio Detail**

ASSET DESCRIPTION	NO. OF SHARES/ PAR VALUE	UNIT PRICE	MARKET VALUE	PERCENT OF PORTFOLIO	TAX COST BASIS	ESTIMATED ANNUAL INCOME	ACCRUED INCOME	YIELD AT MATURE
<i>Cash - continued</i>			-1,067,723.87		-1,067,723.87	0	0.00	0.00
Total Cash			-1,067,723.87		-1,067,723.87	\$0	\$0.00	0.00%
Total Cash			-1,067,723.87		-1,067,723.87	\$0	\$0.00	0.00%
Total Principal Portfolio			\$12,449,958.31	92.10%	\$10,319,048.49	\$329,089	\$58,383.53	2.64%
Total Portfolio			\$13,617,682.18	100.00%	\$11,388,772.36	\$329,089	\$58,383.53	2.43%

**Combined Investment Sales and Maturities**

DATE	DESCRIPTION	NO. OF SHARES/PAR VALUE	TAX COST BASIS	PROCEEDS	REALIZED GAIN/LOSS
4/1/2022	FULL CALL 125,000 \$1 PV ASHEVILLE NC PRE 5.000% 4/01/28 ON 04/01/22 AT \$1.00 NON-TAXABLE TO FEDERAL AND STATE CORPORATE ACTION ID: 169282 Acct: 1752032858	125,000.00 125,000.00	-125,000.00 -125,000.00	125,000.00 125,000.00	\$0.00 \$0.00
<b>Total Investment Sales and Maturities</b>					<b>\$125,000.00</b>

**Combined Bond Maturities**

LESS THAN 1 YEAR	1 - 4 YEARS	5 - 9 YEARS	10 OR MORE YEARS
\$554,894.20	\$2,712,843.95	\$1,089,898.25	\$0.00

**List of Bonds**

DESCRIPTION	MARKET VALUE AS OF 4/30/2022	YIELD TO MATURITY	DESCRIPTION	MARKET VALUE AS OF 4/30/2022	YIELD TO MATURITY
FORSYTH COUNTY NORTH CAROLINA 07/01/2022	120,733.20	1.42	DURHAM NORTH CAROLINA 09/01/2022	126,485.00	1.48

26 of 275

Statement Period  
 April 1, 2022 - April 30, 2022

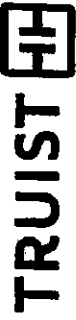
Combined Account Number

# Combined Statement

## List of Bonds

DESCRIPTION	MARKET VALUE AS OF 4/30/2022	YIELD TO MATURITY	DESCRIPTION	MARKET VALUE AS OF 4/30/2022	YIELD TO MATURITY
JOHNSTON CNTY NORTH CAROLINA 02/01/2023	102,412.00	1.76	WAKE CNTY NORTH CAROLINA LTD 03/01/2026	109,321.00	2.44
FORSYTH CNTY NORTH CAROLINA 09/01/2023	102,598.00	1.86	NORTH CAROLINA STATE LTD 08/15/01/2026	136,853.75	2.49
GUILFORD CNTY NORTH CAROLINA 03/01/2023	102,838.00	1.81	UNION CNTY NORTH CAROLINA 09/01/2026	136,283.75	2.40
LEE CNTY NORTH CAROLINA LIMIT 05/01/2023	128,591.25	2.08	RANDOLPH CNTY NORTH CAROLINA 10/01/2026	137,898.25	2.51
CHARLOTTE NORTH CAROLINA WTR 07/01/2023	129,238.75	2.05	GASTON CNTY NORTH CAROLINA 02/01/2027	138,705.00	2.53
ORANGE CNTY NORTH CAROLINA 11/15/2023	130,373.75	2.15	FAYETTEVILLE NORTH CAROLINA P 03/01/2027	138,905.00	2.54
JOHNSTON CNTY NORTH CAROLINA 02/01/2024	141,335.55	2.25	DURHAM NORTH CAROLINA LTD 04/01/2027	111,283.00	2.54
FAYETTEVILLE NORTH CAROLINA P 03/01/2024	104,948.00	2.29	JACKSONVILLE NORTH CAROLINA E 05/01/2027	117,014.10	2.55
ORANGE CNTY NORTH CAROLINA 04/01/2024	129,087.50	2.25	UNION CNTY NORTH CAROLINA ENT 06/01/2027	111,585.00	2.55
FORSYTH CNTY NORTH CAROLINA 07/01/2024	105,705.00	2.29	FORSYTH CNTY NORTH CAROLINA 12/01/2027	141,150.00	2.50
IREDELL CNTY NORTH CAROLINA 10/01/2024	143,510.40	2.30	MOORE CNTY NORTH CAROLINA 12/01/2027	123,864.20	2.59
WAKE COUNTY NORTH CAROLINA 03/01/2025	134,053.75	2.34	FRANKLIN CNTY NORTH CAROLINA 03/01/2028	117,883.70	2.66
APEX NORTH CAROLINA 06/01/2025	134,788.75	2.36	NORTH CAROLINA STATE 06/01/2028	142,280.00	2.53
CARY NORTH CAROLINA 08/01/2025	134,891.25	2.38	CARY NORTH CAROLINA 09/01/2029	133,069.95	2.63
NORTH CAROLINA STATE 09/01/2025	140,159.50	2.36	FORSYTH CNTY NORTH CAROLINA 03/01/2030	108,701.00	2.75
RALEIGH NORTH CAROLINA 09/01/2025	106,369.00	2.37	SURRY CNTY NORTH CAROLINA LIM 10/01/2030	104,550.30	2.82
MECKLENBURG CNTY NORTH CAROL 03/01/2026	136,843.75	2.40			

27 of 275



Statement Period

April 1, 2022 - April 30, 2022

Combined Account Number

[REDACTED]

# Combined Statement

## Combined Activity Detail

TRANSACTION DESCRIPTION	DATE	NO. OF SHARES/PAR VALUE	INCOME CASH	PRINCIPAL CASH	TIN COST BASIS
<b>STATEMENT BEGINNING BALANCE</b>	4/1/2022		\$1,043,967.85	-\$1,043,963.11	\$11,372,701.18
CASH RECEIPT OF DIVIDEND EARNED ON TRUIST BK TRUST DEP ACCOUNT-WEALTH DIVIDEND FROM 3/1/22 TO 3/31/22 Acct: 1152032741 Acct: 1152032658	4/1/2022		7.08 5.61 1.47		
<b>AMORTIZED PREMIUM ON ASHEVILLE NC PRE 5.000% 4/01/28 FED BASIS DECREASED BY \$1,868.87 TO \$125,000.00 4/1/22</b> CURRENT YEAR AMORTIZATION Acct: 1152032658	4/1/2022	125,000.00 125,000.00			-1,868.87 -1,868.87
<b>CASH RECEIPT OF INTEREST EARNED ON ASHEVILLE NC PRE 5.000% 4/01/28 \$0.025/\$1 PV ON 125,000 PAR VALUE DUE 4/1/22</b> Acct: 1152032658	4/1/2022	125,000.00 125,000.00	3,125.00 3,125.00		
<b>FULL CALL 125,000 \$1 PV ASHEVILLE NC PRE 5.000% 4/01/28 ON 04/01/22 AT \$1.00 NON-TAXABLE TO FEDERAL AND STATE CORPORATE ACTION ID: 160262</b> Acct: 1152032658	4/1/2022	125,000.00 125,000.00		125,000.00 125,000.00	-125,000.00 -125,000.00
<b>CASH RECEIPT OF DIVIDEND EARNED ON AUTOMATIC DATA PROCESSING INC \$1.04/\$SHARE ON 96 SHARES DUE 4/1/22</b> Acct: 1152032741	4/1/2022	96.00 96.00	99.84 99.84		
<b>CASH RECEIPT OF DIVIDEND EARNED ON COCA COLA CO \$0.44/\$SHARE ON 1,899 SHARES DUE 4/1/22</b> Acct: 1152032741	4/1/2022	1,899.00 1,899.00	835.56 835.56		

Statement Period

April 1, 2022 - April 30, 2022

Combined Account Number

**Combined Statement**

**Combined Activity Detail - continued**

TRANSACTION DESCRIPTION	DATE	NO. OF SHARES/PAR VALUE	INCOME CASH	PRINCIPAL CASH	TAX COST BASIS
AMORTIZED PREMIUM ON DURHAM NC LTD OBLIG 5.000% 4/01/27 FED BASIS DECREASED BY \$2,186.06 TO \$122,172.10 4/1/22	4/1/2022	100,000.00			-2,186.06
CURRENT YEAR AMORTIZATION Acct: 1152032858		100,000.00			-2,186.06
CASH RECEIPT OF INTEREST EARNED ON DURHAM NC LTD OBLIG 5.000% 4/01/27 \$0.025/\$1 PV ON 100,000 PAR VALUE DUE 4/1/22 Acct: 1152032858	4/1/2022	100,000.00	2,500.00		
CASH RECEIPT OF INTEREST EARNED ON HUNTINGTON BANKSHARES INC \$0.155/\$HARE ON 2,616 SHARES DUE 4/1/22 Acct: 1152032741	4/1/2022	2,616.00	405.48		
AMORTIZED PREMIUM ON IREDELL CNTY NC 5.000% 10/01/24 FED BASIS DECREASED BY \$1,682.61 TO \$143,711.45 4/1/22	4/1/2022	135,000.00			-1,682.61
CURRENT YEAR AMORTIZATION Acct: 1152032858		135,000.00			-1,682.61
CASH RECEIPT OF INTEREST EARNED ON IREDELL CNTY NC 5.000% 10/01/24 \$0.025/\$1 PV ON 135,000 PAR VALUE DUE 4/1/22 Acct: 1152032858	4/1/2022	135,000.00	3,375.00		
AMORTIZED PREMIUM ON ORANGE CNTY NC 4.000% 4/01/24 FED BASIS DECREASED BY \$1,084.85 TO \$129,458.27 4/1/22	4/1/2022	125,000.00			-1,084.85
CURRENT YEAR AMORTIZATION Acct: 1152032858		125,000.00			-1,084.85
CASH RECEIPT OF INTEREST EARNED ON ORANGE CNTY NC 4.000% 4/01/24 \$0.02/\$1 PV ON 125,000 PAR VALUE DUE 4/1/22 Acct: 1152032858	4/1/2022	125,000.00	2,500.00		

29 of 275

Statement Period  
April 1, 2022 - April 30, 2022

Combined Account Number  
[REDACTED]

**Combined Statement**

**Combined Activity Detail - continued**

TRANSACTION DESCRIPTION	DATE	NO. OF SHARES/PAR VALUE	INCOME CASH	PRINCIPAL CASH	TAX COST BASIS
AMORTIZED PREMIUM ON RANDOLPH CNTY NC 5.000% 10/01/26 FED BASIS DECREASED BY \$1,290.59 TO \$137,416.79 4/1/22 CURRENT YEAR AMORTIZATION Acct: 1152032858	4/1/2022	125,000.00 125,000.00			-1,290.59 -1,290.59
CASH RECEIPT OF INTEREST EARNED ON RANDOLPH CNTY NC 5.000% 10/01/26 \$0.02861 PV ON 125,000 PAR VALUE DUE 4/1/22 Acct: 1152032858	4/1/2022	125,000.00 125,000.00	3,125.00 3,125.00		
AMORTIZED PREMIUM ON SURREY CNTY NC LIMIT 5.000% 10/01/30 FED BASIS DECREASED BY \$2,155.82 TO \$119,179.48 4/1/22 CURRENT YEAR AMORTIZATION Acct: 1152032858	4/1/2022	90,000.00 90,000.00			-2,155.82 -2,155.82
CASH RECEIPT OF INTEREST EARNED ON SURREY CNTY NC LIMIT 5.000% 10/01/30 \$0.033917\$1 PV ON 90,000 PAR VALUE DUE 4/1/22 Acct: 1152032858	4/1/2022	90,000.00 90,000.00	2,982.50 2,982.50		
CASH RECEIPT OF DIVIDEND EARNED ON KIMBERLY CLARK CORP \$1.19/SHARE ON 183 SHARES DUE 4/4/22 Acct: 1152032741	4/4/2022	183.00 183.00	212.28 212.28		
NEW NAME IS SALESFORCE, INC. SALESFORCE, INC. Acct: 1152032741	4/4/2022 4/4/2022				
CASH DIBURSEMENT PAID TO GLOBE TAX MISCELLANEOUS EXPENSE GTS FEE OF 4% ON RECOVERY AMT CUSIP 87184P109 DIV PD 12/21/2021 Acct: 1152032741	4/5/2022			-0.07 -0.07	

Statement Period  
April 1, 2022 - April 30, 2022

Combined Account Number  
[REDACTED]

# Combined Statement

## Combined Activity Detail - continued

TRANSACTION DESCRIPTION	DATE	NO. OF SHARES/PAR VALUE	INCOME CASH	PRINCIPAL CASH	TAX/COST BASIS
CASH DISBURSEMENT PAID TO GLOBE TAX MISCELLANEOUS EXPENSE GTS FEE OF 4% ON RECOVERY AMT CUSIP 061502105 DIV PD 1/14/2022 Acct: 1152032741	4/5/2022			-4.16 -4.16	
CASH DISBURSEMENT PAID TO GLOBE TAX MISCELLANEOUS EXPENSE GTS FEE OF 4% ON RECOVERY AMT CUSIP 500458401 DIV PD 12/19/2021 Acct: 1152032741	4/5/2022			-0.22 -0.22	
CASH DISBURSEMENT PAID TO GLOBE TAX MISCELLANEOUS EXPENSE GTS FEE OF 4% ON RECOVERY AMT CUSIP 635666907 DIV PD 12/09/2021 Acct: 1152032741	4/5/2022			-0.42 -0.42	
CASH DISBURSEMENT PAID TO GLOBE TAX MISCELLANEOUS EXPENSE GTS FEE OF 4% ON RECOVERY AMT CUSIP 307905102 DIV PD 12/16/2021 Acct: 1152032741	4/5/2022			-0.16 -0.16	
CASH DISBURSEMENT PAID TO GLOBE TAX MISCELLANEOUS EXPENSE GTS FEE OF 4% ON RECOVERY AMT CUSIP 29250N105 DIV PD 12/01/2021 Acct: 1152032741	4/5/2022			-1.28 -1.28	
CASH DISBURSEMENT PAID TO GLOBE TAX MISCELLANEOUS EXPENSE GTS FEE OF 4% ON RECOVERY AMT CUSIP 196375102 DIV PD 12/30/2021 Acct: 1152032741	4/5/2022			-0.15 -0.15	



Statement Period  
April 1, 2022 - April 30, 2022

Combined Account Number  
[REDACTED]

# Combined Statement

## Combined Activity Detail - continued

TRANSACTION DESCRIPTION	DATE	NO. OF SHARES/FAR VALUE	INCOME CASH	PRINCIPAL CASH	TAX COST BASES
CASH DISBURSEMENT PAID TO GLOBE TAX MISCELLANEOUS EXPENSE GTS FEE OF 4% ON RECOVERY AMT CUSIP 824667108 DIV PD 12/16/2021 Acct: 1152032741	4/5/2022			-0.13 -0.13	
CASH DISBURSEMENT PAID TO GLOBE TAX MISCELLANEOUS EXPENSE GTS FEE OF 4% ON RECOVERY AMT CUSIP 608822104 DIV PD 12/16/2021 Acct: 1152032741	4/5/2022			-1.54 -1.54	
CASH DISBURSEMENT PAID TO GLOBE TAX MISCELLANEOUS EXPENSE GTS FEE OF 4% ON RECOVERY AMT CUSIP 095348760 DIV PD 1/15/2022 Acct: 1152032741	4/5/2022			-3.83 -3.83	
CASH DISBURSEMENT PAID TO GLOBE TAX MISCELLANEOUS EXPENSE GTS FEE OF 4% ON RECOVERY AMT CUSIP 136089101 DIV PD 1/28/2022 Acct: 1152032741	4/5/2022			-4.42 -4.42	
CASH DISBURSEMENT PAID TO GLOBE TAX MISCELLANEOUS EXPENSE GTS FEE OF 4% ON RECOVERY AMT CUSIP G5960L103 DIV PD 1/14/2022 Acct: 1152032741	4/5/2022			-9.30 -9.30	
CASH DISBURSEMENT PAID TO GLOBE TAX MISCELLANEOUS EXPENSE GTS FEE OF 4% ON RECOVERY AMT CUSIP G0176J109 DIV PD 12/30/2021 Acct: 1152032741	4/5/2022			-1.10 -1.10	

32 of 275

Statement Period

April 1, 2022 - April 30, 2022

Combined Account Number

[REDACTED]

**Combined Statement**

**Combined Activity Detail - continued**

TRANSACTION DESCRIPTION	DATE	NO. OF SHARES/PAR VALUE	INCOME CASH	PRINCIPAL CASH	TAX COST BASIS
CASH DISBURSEMENT TAX FOREIGN WH DIVIDENDS NOVO NORDISK AS SPONS ADR Acct: 1152032741	4/5/2022		-81.89		
CASH DISBURSEMENT ADR ISSUE FEE NOVO NORDISK AS SPONS ADR ADR FEE OF 0.015 PER SHARE DUE 04/05/22 Acct: 1152032741	4/5/2022		-4.46		
CASH RECEIPT OF DIVIDEND EARNED ON NOVO NORDISK AS SPONS ADR \$1.022424/SHARE ON 297 SHARES DUE 4/5/22 27.00000000% FOREIGN TAXES WITHHELD Acct: 1152032741	4/5/2022	297.00	303.66		
CASH DISBURSEMENT TAX FOREIGN WH DIVIDENDS NOVOZYMES A/S UNSPONS ADR Acct: 1152032741	4/5/2022		-18.73		
CASH DISBURSEMENT ADR ISSUE FEE NOVOZYMES A/S UNSPONS ADR ADR FEE OF 0.05 PER SHARE DUE 04/05/22 Acct: 1152032741	4/5/2022		-3.80		
CASH RECEIPT OF DIVIDEND EARNED ON NOVOZYMES A/S UNSPONS ADR \$0.8154676/SHARE ON 76 SHARES DUE 4/5/22 27.00000000% FOREIGN TAXES WITHHELD Acct: 1152032741	4/5/2022	76.00	61.98		
CASH RECEIPT OF DIVIDEND EARNED ON ISHARES NATIONAL MUNI BOND ETF \$0.165158/SHARE ON 6,188 SHARES DUE 4/7/22 Acct: 1152032741	4/7/2022	6,188.00	1,022.00		
CASH RECEIPT OF DIVIDEND EARNED ON MERCCK & CO INC \$0.689/SHARE ON 389 SHARES DUE 4/7/22	4/7/2022	389.00	268.41		

33 of 275

Statement Period  
April 1, 2022 - April 30, 2022

Combined Account Number

**Combined Statement**

**Combined Activity Detail - continued**

TRANSACTION DESCRIPTION	DATE	NO. OF SHARES/PAIR VALUE	INCOME CASH	PRINCIPAL CASH	TAX COST BASIS
Acc: 1152032741		369.00	268.41		
CASH RECEIPT OF DIVIDEND EARNED ON CHUBB LTD \$0.80/SHARE ON 269 SHARES DUE 4/8/22 Acc: 1152032741	4/8/2022	269.00	215.20		
CASH RECEIPT OF DIVIDEND EARNED ON EQUITY LIFESTYLE PROPERTIES INC REIT \$0.41/SHARE ON 380 SHARES DUE 4/8/22 Acc: 1152032741	4/8/2022	380.00	155.80		
CASH DISBURSEMENT ADR ISSUE FEE DIAGEO PLC SPONS ADR ADR FEE OF 0.01 PER SHARE DUE 04/12/22 Acc: 1152032741	4/12/2022		-0.56		
CASH RECEIPT OF DIVIDEND EARNED ON DIAGEO PLC SPONS ADR \$1.532944/SHARE ON 56 SHARES DUE 4/12/22 Acc: 1152032741	4/12/2022	56.00	85.84		
CASH RECEIPT OF DIVIDEND EARNED ON PHILIP MORRIS INTL INC \$1.25/SHARE ON 979 SHARES DUE 4/12/22 Acc: 1152032741	4/12/2022	979.00	1,223.75		
CASH RECEIPT OF DIVIDEND EARNED ON TENCENT HLDGS LTD UNSPONS ADR \$1.310068/SHARE ON 287 SHARES DUE 4/18/22 Acc: 1152032741	4/19/2022	287.00	375.99		
CASH RECEIPT OF DIVIDEND EARNED ON JOHNSON CONTROLS INTERNATIONAL PLC \$0.35/SHARE ON 1,224 SHARES DUE 4/14/22 0.00 % WITHHOLDING RATE Acc: 1152032741	4/14/2022	1,224.00	428.40		

34 of 275

Statement Period  
April 1, 2022 - April 30, 2022

Combined Account Number

# Combined Statement

## Combined Activity Detail - continued

TRANSACTION DESCRIPTION	DATE	NO. OF SHARES/PAR VALUE	INCOME CASH	PRINCIPAL CASH	TAX COST BASIS
CASH DISBURSEMENT TAX FOREIGN W/H DIVIDENDS CHUGAI PHARMACEUTICAL CO UNSPONS ADR 10.00 % FOREIGN TAX WITHHELD Acct: 1152032741	4/14/2022		-10.38		
CASH DISBURSEMENT ADR ISSUE FEE CHUGAI PHARMACEUTICAL CO UNSPONS ADR Acct: 1152032741	4/14/2022		-16.53		
CASH RECEIPT OF DIVIDEND EARNED ON CHUGAI PHARMACEUTICAL CO UNSPONS ADR \$0.188673/SHARE ON 550 SHARES DUE 4/14/22 10.00 % WITHHOLDING FATE Acct: 1152032741	4/14/2022	550.00	103.77		
CASH DISBURSEMENT TAX FOREIGN W/H DIVIDENDS TAIWAN SEMICONDUCTOR SPONS ADR Acct: 1152032741	4/14/2022		-80.49		
CASH RECEIPT OF DIVIDEND EARNED ON TAIWAN SEMICONDUCTOR SPONS ADR \$0.475613/SHARE ON 908 SHARES DUE 4/14/22 21.0000000% FOREIGN TAXES WITHHELD Acct: 1152032741	4/14/2022	908.00	430.91		
CASH RECEIPT OF DIVIDEND EARNED ON SUN COMMUNITIES INC REIT \$0.88/SHARE ON 178 SHARES DUE 4/15/22 Acct: 1152032741	4/15/2022	178.00	157.82		
CASH DISBURSEMENT TAX FOREIGN W/H DIVIDENDS BCE INC 15.00 % FOREIGN TAX WITHHELD Acct: 1152032741	4/18/2022		-150.15		



Statement Period  
April 1, 2022 - April 30, 2022

Combined Account Number  
[REDACTED]

**Combined Statement**

**Combined Activity Detail - continued**

TRANSACTION DESCRIPTION	DATE	NO. OF SHARES/PAR VALUE	INCOME CASH	PRINCIPAL CASH	TAX COST BASIS
CASH RECEIPT OF DIVIDEND EARNED ON BCE INC \$0.7285448SHARE ON 1,374 SHARES DUE 4/19/22 15.00 % WITHHOLDING RATE Acct: 1152032741	4/19/2022	1,374.00 1,374.00	1,001.02 1,001.02		
CASH RECEIPT OF DIVIDEND EARNED ON GERNER CORP \$0.2719SHARE ON 523 SHARES DUE 4/19/22 Acct: 1152032741	4/19/2022	523.00 523.00	141.21 141.21		
CASH DISBURSEMENT TAX FOREIGN W/ DIVIDENDS SGS SA UNSPONS ADR Acct: 1152032741	4/19/2022		-78.58 -78.58		
CASH DISBURSEMENT ADR ISSUE FEE SGS SA UNSPONS ADR ADR FEE OF 0.06 PER SHARE DUE 04/19/22 Acct: 1152032741	4/19/2022		-13.00 -13.00		
CASH RECEIPT OF DIVIDEND EARNED ON SGS SA UNSPONS ADR \$0.8635571SHARE ON 260 SHARES DUE 4/19/22 35.0000000% FOREIGN TAXES WITHHELD Acct: 1152032741	4/19/2022	260.00 260.00	224.52 224.52		
CASH RECEIPT OF DIVIDEND EARNED ON ORACLE CORPORATION \$0.3219SHARE ON 1,371 SHARES DUE 4/21/22 Acct: 1152032741	4/21/2022	1,371.00 1,371.00	438.72 438.72		
CASH DISBURSEMENT ADR ISSUE FEE RIO TINTO PLC SPONS ADR ADR FEE OF 0.005 PER SHARE DUE 04/21/22 Acct: 1152032741	4/21/2022		-1.14 -1.14		
CASH RECEIPT OF DIVIDEND EARNED ON RIO TINTO PLC SPONS ADR \$4.7919SHARE ON 228 SHARES DUE 4/21/22	4/21/2022	228.00	1,092.12		

Statement Period

April 1, 2022 - April 30, 2022

Combined Account Number

**Combined Statement**

**Combined Activity Detail - continued**

TRANSACTION DESCRIPTION	DATE	NO. OF SHARES/PR VALUE	INCOME CASH	PRINCIPAL CASH	TAX COST BASIS
Acct: 1152032741		228.00	1,082.12		
CASH RECEIPT OF DIVIDEND EARNED ON CISCO SYSTEMS INC \$0.38/SHARE ON 2,085 SHARES DUE 4/27/22 Acct: 1152032741	4/27/2022	2,085.00 2,085.00	792.30 792.90		
CASH DISBURSEMENT TAX FOREIGN W/ DIVIDENDS CDN IMPERIAL BK OF COMMERCE 15.00 % FOREIGN TAX WITHHELD Acct: 1152032741	4/28/2022		-164.94 -164.94		
CASH RECEIPT OF DIVIDEND EARNED ON CDN IMPERIAL BK OF COMMERCE \$1.253931/SHARE ON 877 SHARES DUE 4/28/22 15.00 % WITHHOLDING RATE Acct: 1152032741	4/28/2022	877.00 877.00	1,089.61 1,089.61		
CASH RECEIPT OF DIVIDEND EARNED ON DANAHER CORP \$0.25/SHARE ON 483 SHARES DUE 4/28/22 Acct: 1152032741	4/28/2022	483.00 483.00	120.75 120.75		
TRUIST MGMT FEES POSTED THRU 04/30/2022 Acct: 1152032741	4/30/2022		-4,192.45 -4,192.45		
COMBINED PURCHASES FOR THE PERIOD 4/1/22 - 4/30/22 OF TRUIST BK TRUST DEP ACCOUNT-WEALTH	4/30/2022	153,376.63 153,376.63		-153,376.63 -153,376.63	153,376.63 153,376.63
COMBINED SALES FOR THE PERIOD 4/1/22 - 4/30/22 OF TRUIST BK TRUST DEP ACCOUNT-WEALTH	4/30/2022	4,036.65 4,036.65		4,036.65 4,036.65	-4,036.65 -4,036.65
STATEMENT ENDING BALANCE	4/30/2022		\$1,087,723.87	-\$1,087,723.87	\$11,386,772.36





Statement Period  
March 1, 2022 - March 31, 2022

Combined Account Number  
[REDACTED]

# Combined Statement

## Combined Portfolio Detail

ASSET DESCRIPTION	NO. OF SHARES PER VALUE	UNIT PRICE	MARKET VALUE	PERCENT OF PORTFOLIO	TAX COST BASIS	ESTIMATED ANNUAL INCOME	ACCRUED INCOME	YIELD AT MARKET
<b>Bonds - continued</b>								
Acc: 1152032858	125,000.000	108.510	136,887.50	0.95	143,684.78	6,250	2,088.33	4.57
ASHEVILLE NORTH CAROLINA LIMITED REVENUE BONDS DTD 08/27/2012 5.000% 04/01/2028 PREREFUNDED 4/01/22 @ 100 CUSIP: 044037AF0 BOND RATING: AA1 YIELD TO MATURITY 5.000 Acc: 1152032858								
125,000.000	100.000	125,000.00	0.87	126,888.87	6,250	3,125.00	5.00	
CARY NORTH CAROLINA GENERAL OBLIGATION DTD 10/11/2017 5.000% 08/01/2025 NON CALLABLE CUSIP: 147051WE2 BOND RATING: AAA YIELD TO MATURITY 1.911 Acc: 1152032858								
125,000.000	108.445	136,806.25	0.95	136,421.86	6,250	2,088.33	4.57	
CARY NORTH CAROLINA GENERAL OBLIGATION DTD 08/20/2021 5.000% 08/01/2029 NON CALLABLE CUSIP: 147051YGS BOND RATING: AAA YIELD TO MATURITY 2.153 Acc: 1152032858								
115,000.000	119.416	137,328.40	0.96	150,081.61	5,750	478.17	4.19	
CHARLOTTE NORTH CAROLINA WTR & SWR WATER REVENUE DTD 08/27/2015 5.000% 07/01/2028 NON CALLABLE CUSIP: 161048ML5 BOND RATING: AAA YIELD TO MATURITY 1.597 Acc: 1152032858								
115,000.000	118.416	137,328.40	0.96	150,081.61	5,750	478.17	4.19	
DURHAM NORTH CAROLINA GENERAL OBLIGATION DTD 08/04/2015 5.000% 08/01/2022 NON CALLABLE CUSIP: 266778HJ1 BOND RATING: AAA YIELD TO MATURITY 1.146								
125,000.000	101.596	126,995.00	0.88	126,863.60	6,250	520.83	4.92	
125,000.000	104.183	130,241.25	0.91	130,187.68	6,250	1,562.50	4.80	
125,000.000	104.183	130,241.25	0.91	130,187.68	6,250	1,562.50	4.80	

39 of 875

Statement Period  
March 1, 2022 - March 31, 2022

Combined Account Number

# Combined Statement

## Combined Portfolio Detail

ASSET DESCRIPTION	NO. OF SHARES/ PAR VALUE	UNIT PRICE	MARKET VALUE	PERCENT OF PORTFOLIO	TAX COST BASIS	ESTIMATED ANNUAL INCOME	ACCRUED INCOME	YIELD AT MARKET
<b>Bonds - continued</b>								
Acc: 1152032858	125,000.000	101.598	126,995.00	0.88	128,863.60	6,250	520.83	4.92
DURHAM NORTH CAROLINA LTD OBLIG REV FACILITIES REVENUE DTD 06/09/2018 5.000% 04/01/2027 NON CALLABLE CUSIP: 26678PEX4 BOND RATING: AA1 YIELD TO MATURITY 2.057 Acc: 1152032858								
	100,000.000	113.916	113,916.00	0.79	124,958.16	5,000	2,500.00	4.38
	100,000.000	113.916	113,916.00	0.79	124,958.16	5,000	2,500.00	4.38
FAYETTEVILLE NORTH CAROLINA PUBLIC REVENUE BONDS DTD 09/11/2014 5.000% 03/01/2024 NON CALLABLE CUSIP: 312805HR8 BOND RATING: AA2 YIELD TO MATURITY 1.895 Acc: 1152032858								
	100,000.000	105.894	105,894.00	0.74	109,344.40	5,000	416.67	4.72
	100,000.000	105.894	105,894.00	0.74	109,344.40	5,000	416.67	4.72
FAYETTEVILLE NORTH CAROLINA PUBLIC UTILITIES REVENUE DTD 12/13/2018 5.000% 03/01/2027 NON CALLABLE CUSIP: 312805KR4 BOND RATING: AA2 YIELD TO MATURITY 2.083 Acc: 1152032858								
	125,000.000	113.664	142,080.00	0.99	139,003.31	6,250	520.83	4.40
	125,000.000	113.664	142,080.00	0.99	139,003.31	6,250	520.83	4.40
FORSYTH CNTY NORTH CAROLINA GENERAL OBLIGATION DTD 01/09/2013 5.000% 07/01/2024 NON CALLABLE CUSIP: 346923BY6 BOND RATING: AAA YIELD TO MATURITY 1.831 Acc: 1152032858								
	100,000.000	108.952	108,952.00	0.74	106,640.62	5,000	1,250.00	4.67
	100,000.000	108.952	108,952.00	0.74	106,640.62	5,000	1,250.00	4.67
FORSYTH CNTY NORTH CAROLINA GENERAL OBLIGATION DTD 01/28/2015 5.000% 12/01/2027 NON CALLABLE CUSIP: 346923DY4 BOND RATING: AAA YIELD TO MATURITY 2.030								
	125,000.000	115.821	144,776.25	1.01	142,472.08	6,250	2,083.33	4.32

40 of 275



Statement Period

March 1, 2022 - March 31, 2022

Combined Account Number

[REDACTED]

# Combined Statement

## Combined Portfolio Detail

ASSET DESCRIPTION	NO. OF SHARES/ PAR VALUE	UNIT PRICE	MARKET VALUE	PERCENT OF PORTFOLIO	TAX COST BASIS	ESTIMATED ANNUAL INCOME	ACCRUED INCOME	YIELD AT MARKET
<b>Bonds - continued</b>								
Acc: 1152032858	125,000.000	115.821	144,778.25	1.01	142,472.08	6,250	2,083.33	4.32
FORSYTH CNTY NORTH CAROLINA GENERAL OBLIGATION								
DTD 03/21/2019 5.000% 03/01/2023 NON CALLABLE	100,000.000	103.153	103,153.00	0.72	103,309.80	5,000	418.67	4.85
CUSIP: 3468239S4 BOND RATING: AAA YIELD TO MATURITY 1.522								
Acc: 1152032858	100,000.000	103.153	103,153.00	0.72	103,309.80	5,000	418.67	4.85
FORSYTH CNTY NORTH CAROLINA GENERAL OBLIGATION								
DTD 04/29/2021 4.000% 03/01/2030 NON CALLABLE	100,000.000	112.546	112,546.00	0.78	117,871.74	4,000	333.33	3.55
CUSIP: 346823JW2 BOND RATING: AAA YIELD TO MATURITY 2.250								
Acc: 1152032858	100,000.000	112.546	112,546.00	0.78	117,871.74	4,000	333.33	3.55
FORSYTH COUNTY NORTH CAROLINA GENERAL OBLIGATION								
DTD 09/02/2010 5.000% 07/01/2022 NON CALLABLE	120,000.000	100.976	121,171.20	0.84	121,719.75	6,000	1,500.00	4.95
CUSIP: 346826W8 BOND RATING: AAA YIELD TO MATURITY 1.072								
Acc: 1152032858	120,000.000	100.976	121,171.20	0.84	121,719.75	6,000	1,500.00	4.95
FRANKLIN CNTY NORTH CAROLINA GENERAL OBLIGATION								
DTD 11/07/2017 4.000% 03/01/2028 NON CALLABLE	110,000.000	110.294	121,323.40	0.84	122,377.29	4,400	366.67	3.63
CUSIP: 363164KM8 BOND RATING: AA2 YIELD TO MATURITY 2.138								
Acc: 1152032858	110,000.000	110.294	121,323.40	0.84	122,377.29	4,400	366.67	3.63
GASTON CNTY NORTH CAROLINA GENERAL OBLIGATION								
DTD 10/29/2020 5.000% 02/01/2027 NON CALLABLE	125,000.000	113.512	141,890.00	0.99	152,056.46	6,250	1,041.67	4.40
CUSIP: 387282ZH2 BOND RATING: AA2 YIELD TO MATURITY 2.049								

41 of 275

Statement Period  
March 1, 2022 - March 31, 2022

Combined Account Number

# Combined Statement

## Combined Portfolio Detail

ASSET DESCRIPTION	NO. OF SHARES/ PAR VALUE	UNIT PRICE	MARKET VALUE	PERCENT OF PORTFOLIO	TAX COST BASIS	ESTIMATED ANNUAL INCOME	ACCRUED INCOME	YIELD AT MARKET
<b>Bonds - continued</b>								
Acc: 1152032659	125,000.000	113.512	141,980.00	0.99	152,068.48	6,250	1,041.67	4.40
GUILFORD CNTY NORTH CAROLINA								
GENERAL OBLIGATION								
DTD 11/18/2017 5.000% 03/01/2023								
NON CALLABLE								
CUSIP: 401784J79 BOND RATING: AAA								
YIELD TO MATURITY 1.472								
Acc: 1152032659	100,000.000	103.199	103,199.00	0.72	104,005.37	5,000	416.67	4.84
IREDELL CNTY NORTH CAROLINA								
GENERAL OBLIGATION								
DTD 10/1/2018 5.000% 10/01/2024								
NON CALLABLE								
CUSIP: 482668JX3 BOND RATING: AAA								
YIELD TO MATURITY 1.846								
Acc: 1152032659	195,000.000	107.672	145,357.20	1.01	145,394.08	6,750	3,375.00	4.84
JACKSONVILLE NORTH CAROLINA ENTERPR								
WATER REVENUE								
DTD 04/13/2021 5.000% 05/01/2027								
NON CALLABLE								
CUSIP: 468650B90 BOND RATING: AA3								
YIELD TO MATURITY 2.073								
Acc: 1152032659	105,000.000	114.049	119,751.45	0.83	128,936.79	5,250	2,187.50	4.38
JOHNSTON CNTY NORTH CAROLINA								
GENERAL OBLIGATION								
DTD 08/08/2012 5.000% 02/01/2024								
NON CALLABLE								
CUSIP: 478340FL7 BOND RATING: AA1								
YIELD TO MATURITY 1.824								
Acc: 1152032659	195,000.000	105.689	142,683.65	0.99	146,014.79	6,750	1,125.00	4.79
JOHNSTON CNTY NORTH CAROLINA								
GENERAL OBLIGATION								
DTD 08/20/2019 5.000% 02/01/2023								
NON CALLABLE								
CUSIP: 478340JUS BOND RATING: AA1								
YIELD TO MATURITY 1.431								

42 of 275



Statement Period  
March 1, 2022 - March 31, 2022

Combined Account Number

# Combined Statement

## Combined Portfolio Detail

ASSET DESCRIPTION	NO. OF SHARES/ PAR VALUE	UNIT PRICE	MARKET VALUE	PERCENT OF PORTFOLIO	TAX COST BASIS	ESTIMATED ANNUAL INCOME	ACCRUED INCOME	YIELD AT MARKET
<b>Bonds - continued</b>								
Acct: 1152032858	100,000.000	102.944	102,944.00	0.72	103,516.03	5,000	833.33	4.86
LEE ONTY NORTH CAROLINA LIMITED OBLI REVENUE BONDS								
DTD 05/09/2018 5.000% 05/01/2028	125,000.000	103.532	128,415.00	0.90	130,075.34	6,250	2,604.17	4.88
NON CALLABLE								
CUSIP: 523724AE2 BOND RATING: AA3								
YIELD TO MATURITY 1.894								
Acct: 1152032858	125,000.000	103.532	128,415.00	0.90	130,075.34	6,250	2,604.17	4.83
MECKLENBURG CNTY NORTH CAROLINA GENERAL OBLIGATION								
DTD 09/27/2018 5.000% 03/01/2026	125,000.000	111.424	139,280.00	0.97	137,538.82	6,250	520.83	4.49
NON CALLABLE								
CUSIP: 584002WAS BOND RATING: AAA								
YIELD TO MATURITY 1.955								
Acct: 1152032858	125,000.000	111.424	139,280.00	0.97	137,538.82	6,250	520.83	4.49
MOORE CNTY NORTH CAROLINA GENERAL OBLIGATION								
DTD 09/11/2018 5.000% 12/01/2027	110,000.000	115.358	126,893.80	0.88	125,182.81	5,500	1,833.33	4.33
NON CALLABLE								
CUSIP: 615983LH0 BOND RATING: AA1								
YIELD TO MATURITY 2.110								
Acct: 1152032858	110,000.000	115.358	126,893.80	0.88	125,182.81	5,500	1,833.33	4.33
NORTH CAROLINA STATE GENERAL OBLIGATION								
DTD 02/20/2013 5.000% 09/01/2025	130,000.000	108.510	142,363.00	0.99	141,878.98	6,500	2,166.67	4.57
NON CALLABLE								
CUSIP: 658256M25 BOND RATING: AAA								
YIELD TO MATURITY 1.891								
Acct: 1152032858	130,000.000	108.510	142,363.00	0.99	141,878.98	6,500	2,166.67	4.57
NORTH CAROLINA STATE GENERAL OBLIGATION								
DTD 08/01/2018 5.000% 06/01/2028	125,000.000	118.972	148,215.00	1.02	146,753.64	6,250	2,083.33	4.27
NON CALLABLE								
CUSIP: 6582563N0 BOND RATING: AAA								
YIELD TO MATURITY 2.085								

43 of 275

Statement Period  
March 1, 2022 - March 31, 2022

Combined Account Number

# Combined Statement

## Combined Portfolio Detail

ASSET DESCRIPTION	NO. OF SHARES/ PAR VALUE	UNIT PRICE	MARKET VALUE	PERCENT OF PORTFOLIO	TAX COST BASIS	ESTIMATED ANNUAL INCOME	ACCUMULATED INCOME	YIELD AT MARKET
<b>Bonds - continued</b>								
Acc: 1152032858	125,000.000	116.972	146,215.00	1.02	146,753.64	6,250	2,083.53	4.27
NORTH CAROLINA STATE LTD OBLIG REVENUE BONDS								
DTD 08/03/2017 5.000% 05/01/2026	125,000.000	111.738	139,872.50	0.97	138,055.91	6,250	2,604.17	4.47
NON CALLABLE CUSIP: 68828QCV4 BOND RATING: AA1 YIELD TO MATURITY 1.982								
Acc: 1152032858	125,000.000	111.738	139,872.50	0.97	138,055.91	6,250	2,604.17	4.47
ORANGE CNTY NORTH CAROLINA REVENUE BONDS								
DTD 08/24/2021 5.000% 11/15/2023	125,000.000	105.206	131,507.50	0.91	137,076.04	6,250	2,361.11	4.75
NON CALLABLE CUSIP: 68458CCQ3 BOND RATING: AA1 YIELD TO MATURITY 1.750								
Acc: 1152032858	125,000.000	105.206	131,507.50	0.91	137,076.04	6,250	2,361.11	4.75
ORANGE CNTY NORTH CAROLINA GENERAL OBLIGATION								
DTD 12/28/2012 4.000% 04/01/2024	125,000.000	104.278	130,347.50	0.91	130,543.12	5,000	2,500.00	3.84
NON CALLABLE CUSIP: 684609UX6 BOND RATING: AAA YIELD TO MATURITY 1.812								
Acc: 1152032858	125,000.000	104.278	130,347.50	0.91	130,543.12	5,000	2,500.00	3.84
FALEIGH NORTH CAROLINA GENERAL OBLIGATION								
DTD 03/02/2016 5.000% 08/01/2025	100,000.000	110.210	110,210.00	0.77	113,089.32	5,000	416.67	4.54
NON CALLABLE CUSIP: 751091SL4 BOND RATING: AAA YIELD TO MATURITY 1.888								
Acc: 1152032858	100,000.000	110.210	110,210.00	0.77	113,089.32	5,000	416.67	4.54
RANDOLPH CNTY NORTH CAROLINA LTD OBL REVENUE BONDS								
DTD 08/26/2018 5.000% 10/01/2026	125,000.000	112.654	140,817.50	0.88	138,707.38	6,250	3,125.00	4.44
NON CALLABLE CUSIP: 75259BSS0 BOND RATING: AA8 YIELD TO MATURITY 2.042								

44 of 275



Statement Period  
March 1, 2022 - March 31, 2022

Combined Account Number

# Combined Statement

## Combined Portfolio Detail

ASSET DESCRIPTION	NO. OF SHARES/ PAR VALUE	UNIT PRICE	MARKET VALUE	PERCENT OF PORTFOLIO	TAX COST BASIS	ESTIMATED ANNUAL INCOME	ACCUMULATED INCOME	YIELD AT MARKET
<b>Bonds - continued</b>								
Acc: 1152032858	125,000.000	112.654	140,817.50	0.98	136,707.98	6,250	3,125.00	4.44
SURREY CNTY NORTH CAROLINA LIMITED								
EDUCATION REVENUE								
DTD 08/04/2021 5.000% 10/01/2030								
NON CALLABLE	90,000.000	120.321	108,288.90	0.75	121,335.30	4,500	2,962.50	4.16
CUSIP: 86888UBY4 BOND RATING: AA3								
YIELD TO MATURITY 2.349								
Acc: 1152032859	90,000.000	120.321	108,288.90	0.75	121,335.30	4,500	2,962.50	4.16
UNION CNTY NORTH CAROLINA								
GENERAL OBLIGATION								
DTD 08/22/2019 5.000% 08/01/2026								
NON CALLABLE	125,000.000	112.942	141,177.50	0.98	146,288.60	6,250	520.83	4.43
CUSIP: 906395392 BOND RATING: AAA								
YIELD TO MATURITY 1.929								
Acc: 1152032859	125,000.000	112.942	141,177.50	0.98	146,288.60	6,250	520.83	4.43
UNION CNTY NORTH CAROLINA ENTER								
WATER REVENUE								
DTD 05/30/2019 5.000% 08/01/2027								
NON CALLABLE	100,000.000	114.284	114,284.00	0.80	117,419.91	5,000	1,666.67	4.38
CUSIP: 906400ES1 BOND RATING: AA2								
YIELD TO MATURITY 2.070								
Acc: 1152032858	100,000.000	114.284	114,284.00	0.80	117,419.91	5,000	1,666.67	4.38
WAKE CNTY NORTH CAROLINA LTD OBLIG								
EDUCATION REVENUE								
DTD 02/18/2021 5.000% 03/01/2026								
NON CALLABLE	100,000.000	111.394	111,394.00	0.77	118,849.56	5,000	416.67	4.49
CUSIP: 930878EY9 BOND RATING: AA1								
YIELD TO MATURITY 1.965								
Acc: 1152032858	100,000.000	111.394	111,394.00	0.77	118,849.56	5,000	416.67	4.49
WAKE COUNTY NORTH CAROLINA								
GENERAL OBLIGATION								
DTD 05/13/2010 5.000% 03/01/2025								
NON CALLABLE	125,000.000	108.811	136,013.75	0.95	134,659.04	6,250	520.83	4.59
CUSIP: 930863T89 BOND RATING: AAA								
YIELD TO MATURITY 1.981								

45 of 275

Statement Period

March 1, 2022 - March 31, 2022

Combined Account Number

# Combined Statement

## Combined Portfolio Detail

ASSET DESCRIPTION	NL. OF SHARES PAR VALUE	UNIT PRICE	MARKET VALUE	PERCENT OF PORTFOLIO	TAX COST BASIS	ESTIMATED ANNUAL INCOME	ACCUMULATED INCOME	YIELD AT MARKET
<b>Bonds - continued</b>								
Acc: 1152032858	125,000.000	108.811	136,013.75	0.95	134,658.04	6,250	520.89	4.59
Total Municipal Bonds			\$4,888,775.50	31.78%	\$4,858,608.61	\$205,400	\$54,923.61	4.49%
Mutual Funds-Fixed Income								
ISHARES NATIONAL MUNI BOND ETF CUSIP: 464288414 BOND RATNG: NOT RATED YIELD TO MATURITY 0.000 Acc: 1152032741	6,188,000	108.640	678,452.32	4.72	700,304.62	12,716	0.00	1.87
Total Mutual Funds-Fixed Income	6,188,000	108.640	678,452.32	4.72	700,304.62	12,716	0.00	1.87
Total Bonds			\$578,452.32	4.72%	\$700,304.62	\$12,716	\$0.00	1.87%
<b>Common Stocks</b>								
<i>Energy</i>								
CHEVRON CORP Symbol CVX cusip: 188784100 Acc: 1152032741	285,000	162.830	46,408.55	0.32	29,884.56	1,618	0.00	3.49
ENBRIDGE INC Symbol ENB cusip: 29250N105 Acc: 1152032741	285,000	162.830	46,408.55	0.32	29,884.56	1,618	0.00	3.49
LUKOIL P.JSC SPONSORED AMERICAN DEPOSITORY RECEIPT **SANCTIONED 02/28/2022 Symbol LUKOY cusip: 69343P105 Acc: 1152032741	482,000	46.080	22,676.28	0.16	16,885.44	1,385	0.00	5.89
PHILLIPS 66 Symbol PSX cusip: 718546104 Acc: 1152032741	482,000	46.080	22,676.28	0.16	16,885.44	1,385	0.00	5.89
PIONEER NATURAL RESOURCES CO Symbol PXD cusip: 723787107	58,000	6.990	403.68	0.00	3,956.80	359	0.00	89.17
	58,000	6.990	403.68	0.00	3,956.80	359	0.00	89.17
	586,000	86.390	46,305.04	0.32	32,822.76	1,872	0.00	4.26
	536,000	86.390	46,305.04	0.32	32,822.76	1,972	0.00	4.26
	201,000	250.030	50,256.03	0.35	19,133.15	627	0.00	1.25

46 of 275

Statement Period  
March 1, 2022 - March 31, 2022

Combined Account Number  
[REDACTED]

**Combined Statement**

**Combined Portfolio Detail**

ASSET DESCRIPTION	NOL OF SHARES/ PAR VALUE	UNIT PRICE	MARKET VALUE	PERCENT OF PORTFOLIO	TAX COST BASIS	ESTIMATED ANNUAL INCOME	ACCUMULATED INCOME	YIELD AT MARKET
<b>Common Stocks - continued</b>								
Acc: 1152032741	201.000	250.030	50,256.03	0.95	18,133.15	627	0.00	1.25
Total Energy			\$168,047.55	1.15%	\$102,682.71	\$5,913	\$0.00	3.56%
<b>Materials</b>								
CORTEVA INC Symbol: CTVA cusp: 22092L104 Acc: 1152032741	1,638.000	57.480	94,152.24	0.56	45,139.27	917	0.00	0.97
FUCHS PETROLUB SE ADR PFD AMERICAN DEPOSITORY RECEIPT Symbol: FUPBY cusp: 36952Q106 Acc: 1152032741	328.000	8.970	2,951.13	0.02	4,521.87	64	0.00	2.17
L'AIR LIQUIDE UNSPONSORED AMERICAN DEPOSITORY RECEIPT Symbol: AIQJY cusp: 009128202 Acc: 1152032741	205.000	34.880	7,166.80	0.05	4,634.74	101	0.00	1.41
LINDE PLC Symbol: LIN cusp: G5494J103 Acc: 1152032741	37.000	319.430	11,818.91	0.08	6,039.70	173	0.00	1.46
MARTIN MARIETTA MATLS INC Symbol: MLM cusp: 573284106 Acc: 1152032741	247.000	384.880	95,067.89	0.55	47,427.89	602	0.00	0.83
NOVOZYMES A/S UNSPONSORED AMERICAN DEPOSITORY RECEIPT Symbol: NVZMY cusp: 670108108 Acc: 1152032741	76.000	68.600	5,213.60	0.04	3,924.26	41	41.44	0.79
RIO TINTO PLC SPONSORED AMERICAN DEPOSITORY RECEIPT Symbol: RIO cusp: 787204100 Acc: 1152032741	228.000	80.400	18,331.20	0.13	12,978.19	1,805	1,080.98	9.85
	228.000	80.400	18,331.20	0.13	12,978.19	1,865	1,080.98	9.85

47 of 275

Statement Period

March 1, 2022 - March 31, 2022

Combined Account Number

[REDACTED]

**Combined Statement**

**Combined Portfolio Detail**

ASSET DESCRIPTION	NO. OF SHARES/ PAR VALUE	UNIT PRICE	MARKET VALUE	PERCENT OF PORTFOLIO	TAX COST BASIS	ESTIMATED ANNUAL INCOME	ACCRUED INCOME	YIELD AT MARKET
<b>Common Stocks - continued</b>								
SYMRISE AG UNSPONSORED AMERICAN DEPOSITORY RECEIPT Symbol: SYIEY cuspip: 87155N109 Acct: 1152032741	324,000	29.930	9,697.32	0.07	7,109.36	117	0.00	1.21
	324,000	29.930	9,697.32	0.07	7,109.36	117	0.00	1.21
<b>Total Materials</b>			\$244,399.03	1.71%	\$131,766.28	\$3,823	\$1,132.42	1.58%
<b>Industrials</b>								
ALFA LAVAL AB UNSPONSORED AMERICAN DEPOSITORY RECEIPT Symbol: ALFVY cuspip: 015383101 Acct: 1152032741	280,000	34.300	9,604.00	0.07	7,300.30	140	0.00	1.46
	280,000	34.300	9,604.00	0.07	7,300.30	140	0.00	1.46
ATLAS COPCO AB SPONSORED AMERICAN DEPOSITORY RECEIPT Symbol: ATLYK cuspip: 048265706 Acct: 1152032741	428,000	51.900	22,213.20	0.15	11,211.46	273	0.00	1.23
	428,000	51.900	22,213.20	0.15	11,211.46	273	0.00	1.23
BOEING CO Symbol: BA cuspip: 087023105 Acct: 1152032741	317,000	191.500	60,705.50	0.42	49,795.00	0	0.00	0.00
	317,000	191.500	60,705.50	0.42	49,795.00	0	0.00	0.00
CANADIAN NATIONAL RAILWAY CO Symbol: CNI cuspip: 136375102 Acct: 1152032741	78,000	134.140	10,482.92	0.07	6,810.35	182	0.00	1.75
	78,000	134.140	10,482.92	0.07	6,810.35	182	0.00	1.75
DEERE & CO Symbol: DE cuspip: 244199105 Acct: 1152032741	360,000	415.460	149,585.60	1.04	58,381.93	1,512	378.00	1.01
	360,000	415.460	149,585.60	1.04	58,381.93	1,512	378.00	1.01
EATON CORP PLC Symbol: ETN cuspip: G328183103 Acct: 1152032741	182,000	151.760	24,585.12	0.17	16,494.13	524	0.00	2.13
	182,000	151.760	24,585.12	0.17	16,494.13	524	0.00	2.13
EPIROC AKTIEBOLAG UNSPONSORED AMERICAN DEPOSITORY RECEIPT Symbol: EPOKY cuspip: 28428L105 Acct: 1152032741	455,000	21.320	9,700.60	0.07	5,527.35	215	0.00	2.22
	455,000	21.320	9,700.60	0.07	5,527.35	215	0.00	2.22

48 of 275



Statement Period  
March 1, 2022 - March 31, 2022

Combined Account Number  
[REDACTED]

**Combined Statement**

**Combined Portfolio Detail**

ASSET DESCRIPTION	NO. OF SHARES/ PAR VALUE	UNIT PRICE	MARKET VALUE	PERCENT OF PORTFOLIO	TAX COST BASIS	ESTIMATED ANNUAL INCOME	ADJUSTED INCOME	YIELD AT MARKET
<b>Common Stocks - continued</b>								
EXPEDITORS INTL WASH INC Symbol: EXPD cusp: 302130106 Acct: 1152032741	630.000	103.160	64,990.80	0.45	48,058.49	730	0.00	1.12
GENERAL DYNAMICS CORP Symbol: GD cusp: 368550108 Acct: 1152032741	138.000	241.180	33,282.84	0.23	22,710.80	695	0.00	2.09
JOHNSON CONTROLS INTERNATIONAL PLC Symbol: JCI cusp: G51502105 Acct: 1152032741	1,224.000	65.570	80,257.69	0.56	45,058.08	1,719	428.40	2.13
KOMATSU LTD SPONSORED AMERICAN DEPOSITORY RECEIPT Symbol: KMTUY cusp: 500458401 Acct: 1152032741	283.000	24.030	6,800.49	0.05	6,539.88	161	0.00	2.37
KUBOTA SPONSORED AMERICAN DEPOSITORY RECEIPT Symbol: KUBTY cusp: 501173207 Acct: 1152032741	98.000	93.840	9,188.32	0.06	7,712.38	146	0.00	1.60
OSHKOSH CORP Symbol: OSK cusp: 688238261 Acct: 1152032741	688.000	100.650	69,247.20	0.48	48,373.65	1,018	0.00	1.47
PARKER HANNIFIN CORP Symbol: PH cusp: 701084104 Acct: 1152032741	215.000	283.780	61,008.40	0.42	37,662.44	885	0.00	1.45
SCHNEIDER ELECTRIC UNSPONSORED AMERICAN DEPOSITORY RECEIPT Symbol: SBGSY cusp: 80887P106 Acct: 1152032741	690.000	33.780	23,308.20	0.16	14,119.77	329	0.00	1.41
SGS SA UNSPONSORED AMERICAN DEPOSITORY RECEIPT Symbol: SGSOY cusp: 818800104 Acct: 1152032741	260.000	27.740	7,212.40	0.05	6,095.70	133	133.07	1.85

49 of 275

Statement Period  
March 1, 2022 - March 31, 2022

Combined Account Number

# Combined Statement

## Combined Portfolio Detail

ASSET DESCRIPTION	RD. OF SHARES/ PAR VALUE	UNIT PRICE	MARKET VALUE	PERCENT OF PORTFOLIO	TAX COST BASIS	ESTIMATED ANNUAL INCOME	ACCUMULATED INCOME	YIELD AT MARKET
<b>Common Stocks - continued</b>								
UNITED PARCEL SERVICE CL B Symbol: XYL cusip: 98418M100 Acc: 1152032741	449,000	214.486	96,292.54	0.67	57,246.12	2,729	0.00	2.83
XYLEM INC Symbol: XYL cusip: 98418M100 Acc: 1152032741	449,000	214.486	96,292.54	0.67	57,246.12	2,729	0.00	2.83
<b>Total Industrials</b>								
	546,000	85.260	46,551.96	0.32	38,692.11	655	0.00	1.41
	546,000	85.260	46,551.96	0.32	38,692.11	655	0.00	1.41
<b>Total Industrials</b>								
			\$784,985.77	5.44%	\$485,788.14	\$12,049	\$939.47	1.53%
<b>Consumer Discretionary</b>								
AMAZON.COM INC Symbol: AMZN cusip: 023135106 Acc: 1152032741	57,000	3,259.950	185,817.15	1.29	108,238.41	0	0.00	0.00
DISNEY WALT CO NEW Symbol: DIS cusip: 254887106 Acc: 1152032741	57,000	3,259.950	185,817.15	1.29	108,238.41	0	0.00	0.00
HOME DEPOT INC Symbol: HD cusip: 497076102 Acc: 1152032741	342,000	137.160	46,908.72	0.33	40,515.96	0	0.00	0.00
LENNAR CORP CL A Symbol: LEN cusip: 626057104 Acc: 1152032741	342,000	137.160	46,908.72	0.33	40,515.96	0	0.00	0.00
<b>AMERICAN DEPOSITORY RECEIPT</b>								
NITORI HOLDINGS CO LTD UNSPONSORED AMERICAN DEPOSITORY RECEIPT Symbol: NCLTY cusip: 86478L108 Acc: 1152032741	96,000	289.390	28,735.68	0.20	19,888.22	729	0.00	2.54
	96,000	289.390	28,735.68	0.20	19,888.22	729	0.00	2.54
<b>AMERICAN DEPOSITORY RECEIPT</b>								
SONY GROUP CORP SPONSORED AMERICAN DEPOSITORY RECEIPT Symbol: SONY cusip: 635699307 Acc: 1152032741	728,000	81.170	59,091.76	0.41	36,086.18	1,062	0.00	1.85
	728,000	81.170	59,091.76	0.41	36,086.18	1,062	0.00	1.85
<b>AMERICAN DEPOSITORY RECEIPT</b>								
SONY GROUP CORP SPONSORED AMERICAN DEPOSITORY RECEIPT Symbol: SONY cusip: 635699307 Acc: 1152032741	363,000	12.320	4,348.86	0.03	4,982.59	32	0.00	0.75
	363,000	12.320	4,348.86	0.03	4,982.59	32	0.00	0.75
<b>AMERICAN DEPOSITORY RECEIPT</b>								
SONY GROUP CORP SPONSORED AMERICAN DEPOSITORY RECEIPT Symbol: SONY cusip: 635699307 Acc: 1152032741	744,000	102.710	76,416.24	0.53	45,183.29	289	0.00	0.39
	744,000	102.710	76,416.24	0.53	45,183.29	289	0.00	0.39

Statement Period  
March 1, 2022 - March 31, 2022

Combined Account Number  
[REDACTED]

## Combined Statement

### Combined Portfolio Detail

ASSET DESCRIPTION	NO. OF SHARES PER VALUE	UNIT PRICE	MARKET VALUE	PERCENT OF PORTFOLIO	FMV COST BASIS	ESTIMATED ANNUAL INCOME	ACCUMULATED INCOME	YIELD AT MARKET
<b>Common Stocks - continued</b>								
STARBUCKS CORP Symbol: SBUX cusp: 858244108 Acct: 1152032741	644.000	90.970	58,584.86	0.41	35,785.59	1,282	0.00	2.15
YUM CHINA HOLDINGS INC Symbol: YUMG cusp: 86850P108 Acct: 1152032741	369.000	90.970	58,584.86	0.41	35,785.59	1,282	0.00	2.15
YUM! BRANDS INC Symbol: YUM cusp: 988486101 Acct: 1152032741	369.000	41.540	15,328.26	0.11	12,584.53	177	0.00	1.16
Total Consumer Discretionary	286.000	118.850	33,889.88	0.24	25,417.21	652	0.00	1.92
Consumer Staples	286.000	116.530	33,889.88	0.24	25,417.21	652	0.00	1.92
			\$508,131.03	3.55%	\$328,661.98	\$4,245	\$0.00	0.83%
COCA COLA CO Symbol: KO cusp: 191216100 Acct: 1152032741	1,899.000	62.000	117,736.00	0.82	86,803.23	3,342	885.56	2.84
COLGATE PALMOLIVE CO Symbol: CL cusp: 194162103 Acct: 1152032741	1,899.000	62.000	117,736.00	0.82	86,803.23	3,342	885.56	2.84
DIAGEO PLC SPONSORED AMERICAN DEPOSITORY RECEIPT Symbol: DEO cusp: 25243Q205 Acct: 1152032741	422.000	75.830	32,000.26	0.22	27,801.00	793	0.00	2.48
FOMENTO ECONOMICO MEXICANO SPONSORED AMERICAN DEPOSITORY RECEIPT Symbol: FMX cusp: 344418106 Acct: 1152032741	422.000	75.830	32,000.26	0.22	27,801.00	793	0.00	2.48
KIMBERLY CLARK CORP Symbol: KMB cusp: 494366103 Acct: 1152032741	56.000	203.140	11,375.84	0.08	8,103.87	222	87.44	1.96
	56.000	203.140	11,375.84	0.08	8,103.87	222	87.44	1.96
	106.000	82.650	8,782.10	0.06	6,340.67	117	0.00	1.34
	106.000	82.650	8,782.10	0.06	6,340.67	117	0.00	1.34
	183.000	123.160	22,538.28	0.16	20,729.76	849	212.28	3.77
	183.000	123.160	22,538.28	0.16	20,729.76	849	212.28	3.77

Statement Period  
March 1, 2022 - March 31, 2022

Combined Account Number

# Combined Statement

## Combined Portfolio Detail

ASSET DESCRIPTION	NO. OF SHARES PAR VALUE	UNIT PRICE	MARKET VALUE	PERCENT OF PORTFOLIO	TAX COST BASIS	ESTIMATED ANNUAL INCOME	ACCRUED INCOME	YIELD AT MARKET
<b>Common Stocks - continued</b>								
L'OREAL CO UNSPONSORED AMERICAN DEPOSITORY RECEIPT Symbol: LFLCY cusp: 502117203 Acct: 1152032741	269,000	80.140	21,557.66	0.15	12,308.69	233	0.00	1.08
MONSTER BEVERAGE CORP Symbol: MNST cusp: 61174X109 Acct: 1152032741	269,000	80.140	21,557.66	0.15	12,308.69	233	0.00	1.08
NESTLE SA SPONSORED AMERICAN DEPOSITORY RECEIPT Symbol: NSRGY cusp: 641069406 Acct: 1152032741	984,000	79.900	77,023.60	0.54	58,218.74	0	0.00	0.00
PEPSICO INC Symbol: PEP cusp: 713446108 Acct: 1152032741	984,000	79.900	77,023.60	0.54	58,218.74	0	0.00	0.00
PHILIP MORRIS INTL INC Symbol: PM cusp: 718172108 Acct: 1152032741	129,000	130.100	16,782.90	0.12	10,377.48	330	0.00	1.97
PROCTER & GAMBLE CO Symbol: PG cusp: 742716106 Acct: 1152032741	129,000	130.100	16,782.90	0.12	10,377.48	330	0.00	1.97
TYSON FOODS INC CL A Symbol: TSN cusp: 902494103 Acct: 1152032741	321,000	187.380	53,728.98	0.37	38,308.53	1,380	0.00	2.57
UNICHARM CORPORATION SPONSORED AMERICAN DEPOSITORY RECEIPT Symbol: UNICY cusp: 80460M204 Acct: 1152032741	321,000	187.380	53,728.98	0.37	38,308.53	1,380	0.00	2.57
<b>Total Consumer Staples</b>								
			\$605,761.94	4.22%	\$443,372.81	\$15,397	\$2,359.03	2.54%

Health Care

52 of 275



Statement Period  
March 1, 2022 - March 31, 2022

Combined Account Number

████████████████████

# Combined Statement

## Combined Portfolio Detail

ASSET DESCRIPTION	NL OF SHARES PER VALUE	UNIT PRICE	MARKET VALUE	PERCENT OF PORTFOLIO	TAX COST BASIS	ESTIMATED ANNUAL INCOME	ADDED INCOME	YIELD AT MARKET
<b>Common Stocks - continued</b>								
ABBVIE INC Symbol: ABBV cusp: 00287Y108 Acc: 1152032741	757.000	162.110	122,717.27	0.85	65,139.59	4,269	0.00	3.48
ALCON INC Symbol: ALC cusp: H01301128 Acc: 1152032741	729.000	79.330	57,831.57	0.40	42,280.55	145	0.00	0.25
AMGEN INC Symbol: AMGN cusp: 031162100 Acc: 1152032741	81.000	241.820	19,587.42	0.14	15,982.70	628	0.00	3.21
CERNER CORP Symbol: CERN cusp: 166782104 Acc: 1152032741	523.000	83.560	48,931.88	0.34	33,987.58	564	141.21	1.15
CHUGAI PHARMACEUTICAL CO UNSPONSORED AMERICAN DEPOSITORY RECEIPT Symbol: CHGCY cusp: 171269108 Acc: 1152032741	550.000	16.660	9,163.00	0.06	6,270.93	127	73.55	1.39
DANAHER CORP Symbol: DHR cusp: 236851102 Acc: 1152032741	483.000	293.390	141,678.39	0.99	57,913.51	493	120.75	0.34
ILLUMINA INC Symbol: ILMN cusp: 462327109 Acc: 1152032741	70.000	349.400	24,458.00	0.17	22,502.23	0	0.00	0.00
INTUITIVE SURGICAL INC Symbol: ISRG cusp: 46120E602 Acc: 1152032741	120.000	301.680	36,201.60	0.25	23,660.39	0	0.00	0.00
LONZA GROUP AG UNSPONSORED AMERICAN DEPOSITORY RECEIPT Symbol: LZAGY cusp: 54338V101 Acc: 1152032741	281.000	72.490	20,399.69	0.14	8,924.72	26	0.00	0.13
MERCK & CO INC Symbol: MRK cusp: 58933Y105	389.000	82.050	31,917.45	0.22	27,960.98	1,073	268.41	3.36

53 of 275

Statement Period

March 1, 2022 - March 31, 2022

Combined Account Number

# Combined Statement

## Combined Portfolio Detail

ASSET DESCRIPTION	NO. OF SHARES/ PAR VALUE	UNIT PRICE	MARKET VALUE	PERCENT OF PORTFOLIO	TAX COST BASIS	ESTIMATED ANNUAL INCOME	ACCUMULATED INCOME	YIELD AT MARKET
<b>Common Stocks - continued</b>								
Acc: 1152032741	389,000	82.060	31,917.45	0.22	27,960.99	1,073	268.41	3.36
NOVARTIS AG SPONSORED AMERICAN DEPOSITORY RECEIPT Symbol: NVS cusp: 69987V108 Acc: 1152032741	626,000	87.750	54,931.50	0.38	46,428.19	1,352	0.00	2.46
NOVO NORDISK AS SPONSORED AMERICAN DEPOSITORY RECEIPT Symbol: NVO cusp: 670100205 Acc: 1152032741	297,000	111.050	32,981.85	0.23	12,486.89	332	217.22	1.01
PFIZER INC Symbol: PFE cusp: 717081103 Acc: 1152032741	1,810,000	51.770	93,703.70	0.65	82,891.09	2,896	0.00	3.89
REGENERON PHARMACEUTICALS INC Symbol: REGN cusp: 78886F107 Acc: 1152032741	123,000	698.420	85,905.66	0.60	48,591.89	0	0.00	0.00
ROCHE HOLDING LTD SPONSORED AMERICAN DEPOSITORY RECEIPT Symbol: RHHBY cusp: 771195104 Acc: 1152032741	1,824,000	48.410	88,084.84	0.68	89,176.97	1,493	0.00	1.57
SHIONOGI & CO LTD UNSPONSORED AMERICAN DEPOSITORY RECEIPT Symbol: SGIQY cusp: 824667109 Acc: 1152032741	489,000	15.355	7,508.60	0.05	6,146.74	90	0.00	1.21
SONOVA HOLDING AG UNSPONSORED AMERICAN DEPOSITORY RECEIPT Symbol: SONVY cusp: 83569C102 Acc: 1152032741	150,000	89.760	12,567.00	0.09	5,458.56	60	0.00	0.48
SYSTEMX CORP UNSPONSORED AMERICAN DEPOSITORY RECEIPT Symbol: SSMXY cusp: 87184P109	183,000	36.320	6,646.56	0.05	7,373.77	44	0.00	0.57

54 of 275



Statement Period  
March 1, 2022 - March 31, 2022

Combined Account Number

# Combined Statement

## Combined Portfolio Detail

ASSET DESCRIPTION	NO. OF SHARES/ PAR VALUE	UNIT PRICE	MARKET VALUE	PERCENT OF PORTFOLIO	TAX COST BASIS	ESTIMATED ANNUAL INCOME	ACCUMULATED INCOME	YIELD AT MARKET
<b>Common Stocks - continued</b>								
Acc: 1152032741	163.000	38.320	6,246.56	0.05	7,373.77	44	0.00	0.67
Total Health Care			\$902,166.98	6.27%	\$863,387.29	\$13,888	\$821.14	1.50%
<b>Financials</b>								
AIA GROUP LTD SPONS AMERICAN DEPOSITORY RECEIPT RPOSTG 4 SHS 1289 HK Symbol: AAGIY CUSIP: 001917206 Acc: 1152032741	510.000	41.840	21,338.40	0.15	16,487.31	353	0.00	1.66
	510.000	41.840	21,338.40	0.15	16,487.31	353	0.00	1.66
ALLIANZ SE UNSPONSORED AMERICAN DEPOSITORY RECEIPT Symbol: ALIZY CUSIP: 018820100 Acc: 1152032741	703.000	23.780	16,717.34	0.12	15,078.08	588	0.00	3.40
	703.000	23.780	16,717.34	0.12	15,078.08	588	0.00	3.40
AMERIPRISE FINANCIAL INC Symbol: AMP CUSIP: 03078C108 Acc: 1152032741	307.000	300.360	92,210.52	0.84	44,748.45	1,387	0.00	1.50
	307.000	300.360	92,210.52	0.84	44,748.45	1,387	0.00	1.50
BANK OF AMERICA CORP Symbol: BAC CUSIP: 060506104 Acc: 1152032741	1,022.000	41.220	42,128.84	0.29	30,227.74	858	0.00	2.04
	1,022.000	41.220	42,128.84	0.29	30,227.74	858	0.00	2.04
BOK FINANCIAL CORPORATION Symbol: BOKF CUSIP: 05581C201 Acc: 1152032741	273.000	93.950	25,648.35	0.18	14,986.98	578	0.00	2.26
	273.000	93.950	25,648.35	0.18	14,986.98	578	0.00	2.26
CAPITAL ONE FINANCIAL CORP Symbol: COF CUSIP: 14040H105 Acc: 1152032741	450.000	131.280	59,080.50	0.41	40,573.73	1,080	0.00	1.83
	450.000	131.280	59,080.50	0.41	40,573.73	1,080	0.00	1.83
CDN IMPERIAL BK OF COMMERCE Symbol: CM CUSIP: 136088101 Acc: 1152032741	877.000	121.680	106,722.13	0.74	69,077.46	4,257	1,086.55	3.98
	877.000	121.680	106,722.13	0.74	69,077.46	4,257	1,086.55	3.98
CHUBB LTD Symbol: CB CUSIP: H1467J104	288.000	213.900	57,539.10	0.40	35,479.01	880	215.20	1.50

55 of 275

Statement Period

March 1, 2022 - March 31, 2022

Combined Account Number

[REDACTED]

**Combined Statement**

**Combined Portfolio Detail**

ASSET DESCRIPTION	NO. OF SHARES/ PAR VALUE	UNIT PRICE	MARKET VALUE	PERCENT OF PORTFOLIO	TAX COST BASIS	ESTIMATED ANNUAL INCOME	ACCRUED INCOME	YIELD AT MARKET
<b>Common Stocks - continued</b>								
Acct: 1152032741	268,000	213.900	57,539.10	0.40	35,478.01	890	215.20	1.50
COMMERCE BANCSHARES INC Symbol: CBSH cusp: 200525103 Acct: 1152032741	287,000	71.590	20,546.53	0.14	14,711.27	304	0.00	1.48
CROWN CASTLE INTERNATIONAL CORP REAL ESTATE INVESTMENT TRUST Symbol: CCI cusp: 22822V101 Acct: 1152032741	304,000	184.600	56,118.40	0.39	32,385.63	1,787	0.00	3.18
CULLEN FROST BANKERS INC Symbol: CFR cusp: 228899109 Acct: 1152032741	304,080	184.600	56,118.40	0.39	32,385.63	1,787	0.00	3.18
DBS GROUP HLDGS LTD SPONSORED AMERICAN DEPOSITORY RECEIPT Symbol: DBSDY cusp: 23904Y100 Acct: 1152032741	219,000	138.410	30,311.78	0.21	23,403.56	657	0.00	2.17
DBS GROUP HLDGS LTD SPONSORED AMERICAN DEPOSITORY RECEIPT Symbol: DBSDY cusp: 23904Y100 Acct: 1152032741	218,000	138.410	30,311.78	0.21	23,403.56	657	0.00	2.17
EQUITY LIFESTYLE PROPERTIES INC REAL ESTATE INVESTMENT TRUST Symbol: ELS cusp: 28472R168 Acct: 1152032741	236,000	104.260	24,605.36	0.17	17,143.08	789	0.00	3.21
EQUITY LIFESTYLE PROPERTIES INC REAL ESTATE INVESTMENT TRUST Symbol: ELS cusp: 28472R168 Acct: 1152032741	236,000	104.260	24,605.36	0.17	17,143.08	789	0.00	3.21
FACTSET RESEARCH SYSTEM INC Symbol: FDS cusp: 303075105 Acct: 1152032741	380,000	78.480	29,862.40	0.20	18,067.79	623	155.80	2.14
FACTSET RESEARCH SYSTEM INC Symbol: FDS cusp: 303075105 Acct: 1152032741	380,000	78.480	29,862.40	0.20	18,067.79	623	155.80	2.14
HDFC BANK LTD SPONSORED AMERICAN DEPOSITORY RECEIPT Symbol: HDB cusp: 40415F101 Acct: 1152032741	114,000	434.150	49,493.10	0.34	25,373.36	373	0.00	0.75
HDFC BANK LTD SPONSORED AMERICAN DEPOSITORY RECEIPT Symbol: HDB cusp: 40415F101 Acct: 1152032741	114,000	434.150	49,493.10	0.34	25,373.36	373	0.00	0.75
HUNTINGTON BANCSHARES INC Symbol: HBAN cusp: 446160104 Acct: 1152032741	128,000	61.330	7,850.24	0.05	5,830.73	27	0.00	0.34
HUNTINGTON BANCSHARES INC Symbol: HBAN cusp: 446160104 Acct: 1152032741	128,000	61.330	7,850.24	0.05	5,830.73	27	0.00	0.34
HUNTINGTON BANCSHARES INC Symbol: HBAN cusp: 446160104 Acct: 1152032741	2,616,000	14.630	38,245.92	0.27	26,753.62	1,621	405.48	4.24
HUNTINGTON BANCSHARES INC Symbol: HBAN cusp: 446160104 Acct: 1152032741	2,616,000	14.630	38,245.92	0.27	26,753.62	1,621	405.48	4.24

56 of 275



Statement Period  
March 1, 2022 - March 31, 2022

Combined Account Number

# Combined Statement

## Combined Portfolio Detail

ASSET DESCRIPTION	NO. OF SHARES PER VALUE	UNIT PRICE	MARKET VALUE	PERCENT OF PORTFOLIO	TAX COST BASIS	ESTIMATED ANNUAL INCOME	ACCRUED INCOME	YIELD AT MARKET
<b>Common Stocks - continued</b>								
ICICI BANK LTD SPONSORED AMERICAN DEPOSITORY RECEIPT Symbol: IBN cusp: 45104G104 Acc: 1152032741	465,000	18.940	8,807.10	0.06	3,826.95	22	0.00	0.26
JP MORGAN CHASE & CO Symbol: JPM cusp: 46625H100 Acc: 1152032741	384,000	136.320	52,346.88	0.36	41,881.51	1,536	0.00	2.83
MITSUBISHI UFJ FINANCIAL-SPONSORED AMERICAN DEPOSITORY RECEIPT Symbol: MUFG cusp: 608022104 Acc: 1152032741	4,328,000	6.190	26,790.32	0.19	20,049.38	822	0.00	3.07
PING AN INSURANCE SPONSORED AMERICAN DEPOSITORY RECEIPT Symbol: PNGAY cusp: 72941E904 Acc: 1152032741	442,000	13.880	6,157.08	0.04	9,967.10	281	0.00	4.25
PNC FINL SVCS GROUP INC Symbol: PNC cusp: 693476105 Acc: 1152032741	508,000	184.450	93,700.80	0.65	54,529.15	2,540	0.00	2.71
SEI INVESTMENTS COMPANY Symbol: SEIC cusp: 784117103 Acc: 1152032741	381,000	60.210	22,940.01	0.16	22,285.69	283	0.00	1.28
SUN COMMUNITIES INC REAL ESTATE INVESTMENT TRUST Symbol: SUI cusp: 868674104 Acc: 1152032741	178,000	175.290	31,376.91	0.22	17,911.58	630	157.52	2.01
XP INC CL A Symbol: XP cusp: G98239108 Acc: 1152032741	35,000	30.100	1,053.50	0.01	1,440.85	0	0.00	0.00
<b>Total Financials</b>			<b>\$820,769.10</b>	<b>6.36%</b>	<b>\$902,426.12</b>	<b>\$22,235</b>	<b>\$2,030.55</b>	<b>2.41%</b>

57 of 275

Statement Period

March 1, 2022 - March 31, 2022

Combined Account Number

**Combined Statement**

**Combined Portfolio Detail**

ASSET DESCRIPTION	NO. OF SHARES/ PAR VALUE	UNIT PRICE	MARKET VALUE	PERCENT OF PORTFOLIO	TAX COST BASIS	ESTIMATED ANNUAL INCOME	ACCUMULATED INCOME	YIELD AT MARKET
<b>Common Stocks - continued</b>								
<i>Information Technology</i>								
ADOBE INC Symbol: ADBE cusip: 00724F101 Acc: 1152032741	246,000	455.620	112,082.52	0.78	94,582.66	0	0.00	0.00
ADYEN NV UNSPONSORED AMERICAN DEPOSITORY RECEIPT Symbol: ADYEY cusip: 00783V104 Acc: 1152032741	1,350,000	19.770	26,699.50	0.19	12,652.28	0	0.00	0.00
ALLEGION PLC Symbol: ALLE cusip: G0176J109 Acc: 1152032741	304,000	109.780	33,373.12	0.23	28,743.85	498	0.00	1.49
ANSYS INC Symbol: ANSS cusip: 09662Q105 Acc: 1152032741	272,000	317.650	86,400.80	0.60	55,336.40	0	0.00	0.00
AUTODESK INC Symbol: ADSK cusip: 052769106 Acc: 1152032741	416,000	214.350	89,169.60	0.62	61,569.50	0	0.00	0.00
AUTOMATIC DATA PROCESSING INC Symbol: ADP cusip: 059015109 Acc: 1152032741	96,000	227.540	21,843.84	0.15	14,059.78	399	99.84	1.83
CHECK POINT SOFTWARE TECH LTD Symbol: CHKP cusip: M22465104 Acc: 1152032741	122,000	138.260	16,867.72	0.12	13,656.37	0	0.00	0.00
CISCO SYSTEMS INC Symbol: CSCO cusip: 17275R102 Acc: 1152032741	2,085,000	55.760	116,259.60	0.81	96,159.53	3,169	0.00	2.73
DASSAULT SYS S A SPONSORED AMERICAN DEPOSITORY RECEIPT Symbol: DASTY cusip: 237846108 Acc: 1152032741	555,000	49.390	27,372.60	0.19	15,644.76	63	0.00	0.23

**Combined Statement**

**Combined Portfolio Detail**

ASSET DESCRIPTION	NO. OF SHARES/ PAR VALUE	UNIT PRICE	MARKET VALUE	PERCENT OF PORTFOLIO	TAX COST BASIS	ESTIMATED ANNUAL INCOME	ACCUMULATED INCOME	YIELD AT MARKET
<b>Common Stocks - continued</b>								
INFINEON TECHNOLOGIES AG SPONSORED AMERICAN DEPOSITORY RECEIPT Symbol: IFNRY CUSIP: 45862N103 Acc: 1152032741	1,258,000	33.970	42,734.26	0.30	25,347.90	480	0.00	1.15
MICROCHIP TECHNOLOGY INC Symbol: MCHP CUSIP: 594918104 Acc: 1152032741	1,258,000	33.970	42,734.26	0.30	25,347.90	480	0.00	1.15
MICROSOFT CORP Symbol: MSFT CUSIP: 594918104 Acc: 1152032741	1,142,000	75.140	85,808.88	0.60	44,520.02	1,155	0.00	1.35
NVIDIA CORP Symbol: NVDA CUSIP: 67086G104 Acc: 1152032741	1,142,000	75.140	85,808.88	0.60	44,520.02	1,155	0.00	1.35
ORACLE CORPORATION Symbol: ORCL CUSIP: 68388X105 Acc: 1152032741	838,000	308.310	258,184.78	2.01	105,152.84	2,326	0.00	0.80
PAYPAL HOLDINGS INC Symbol: PYPL CUSIP: 70450Y103 Acc: 1152032741	838,000	308.310	258,184.78	2.01	105,152.84	2,326	0.00	0.80
QUALCOMM INC Symbol: QCOM CUSIP: 747525103 Acc: 1152032741	820,000	272.860	251,031.20	1.75	48,184.42	147	0.00	0.06
SALESFORCE COM INC Symbol: CRM CUSIP: 79468L302 Acc: 1152032741	820,000	272.860	251,031.20	1.75	48,184.42	147	0.00	0.06
SAP SE SPONSORED AMERICAN DEPOSITORY RECEIPT Symbol: SAP CUSIP: 803054204 Acc: 1152032741	1,371,000	92.730	113,422.83	0.79	67,569.34	1,754	0.00	1.55
	1,371,000	92.730	113,422.83	0.79	67,569.34	1,754	0.00	1.55
	460,000	115.650	53,188.00	0.37	38,842.74	0	0.00	0.00
	460,000	115.650	53,188.00	0.37	38,842.74	0	0.00	0.00
	950,000	162.820	145,179.00	1.01	77,528.49	2,584	0.00	1.78
	950,000	162.820	145,179.00	1.01	77,528.49	2,584	0.00	1.78
	240,000	212.320	50,956.80	0.35	37,896.09	0	0.00	0.00
	240,000	212.320	50,956.80	0.35	37,896.09	0	0.00	0.00
	251,000	110.980	27,850.96	0.19	28,694.08	410	0.00	1.47
	251,000	110.980	27,850.96	0.19	28,694.08	410	0.00	1.47

59 of 275

Statement Period

March 1, 2022 - March 31, 2022

Combined Account Number

# Combined Statement

## Combined Portfolio Detail

ASSET DESCRIPTION	NO. OF SHARES/ PAR VALUE	UNIT PRICE	MARKET VALUE	PERCENT OF PORTFOLIO	TAX COST BASIS	ESTIMATED ANNUAL INCOME	ACCRUED INCOME	YIELD AT MARKET
<b>Common Stocks - continued</b>								
TAIWAN SEMICONDUCTOR MANU CO LTD SPONS AMERICAN DEPOSITORY RECEIPT RIPSTG 5 SHS 2330 TT Symbol: TSM cusp: 874039100 Acct: 1152032741	906,000	104.260	94,459.56	0.66	97,870.47	1,410	350.48	1.49
TENCENT HLDGS LTD UNSPONSORED AMERICAN DEPOSITORY RECEIPT Symbol: TCEHY cusp: 880320109 Acct: 1152032741	287,000	48.420	13,922.54	0.09	15,134.88	51	0.00	0.39
VISA INC CL A Symbol: V cusp: 92828C838 Acct: 1152032741	623,000	221.770	138,182.71	0.96	90,036.99	934	0.00	0.68
WORKDAY INC-CLASS A Symbol: WDAY cusp: 98138H101 Acct: 1152032741	136,000	239.460	32,588.56	0.23	20,801.47	0	0.00	0.00
YANDEX NV SHS CL A **SANCTIONED EFF 02/28/2022 Symbol: YNDX cusp: N87284108 Acct: 1152032741	157,000	18.640	2,973.58	0.02	5,272.17	0	0.00	0.00
<b>Total Information Technology</b>			<b>\$1,870,922.96</b>	<b>13.02%</b>	<b>\$1,005,917.13</b>	<b>\$15,395</b>	<b>\$480.32</b>	<b>0.82%</b>
<b>Communication Services</b>								
ALPHABET INC CL C Symbol: GOOG cusp: 02079K107 Acct: 1152032741	37,000	2,792.980	103,340.63	0.72	43,399.24	0	0.00	0.00
ALPHABET INC CL A Symbol: GOOGL cusp: 02079K305 Acct: 1152032741	37,000	2,792.980	103,340.63	0.72	43,399.24	0	0.00	0.00
BCE INC Symbol: BCE cusp: 05534B760 Acct: 1152032741	1,374,000	55.460	76,202.04	0.53	56,695.73	3,885	986.48	5.23
<b>Total Communication Services</b>			<b>76,202.04</b>	<b>0.53</b>	<b>56,695.73</b>	<b>3,885</b>	<b>986.48</b>	<b>5.23</b>

60 of 275



Statement Period

March 1, 2022 - March 31, 2022

Combined Account Number

# Combined Statement

## Combined Portfolio Detail

ASSET DESCRIPTION	NO. OF SHARES PER VALUE	UNIT PRICE	MARKET VALUE	PERCENT OF PORTFOLIO	TAX COST BASIS	ESTIMATED ANNUAL INCOME	ACCUMULATED INCOME	YIELD AT MARKET
<b>Common Stocks - continued</b>								
META PLATFORMS INC CL A Symbol: FB CUSIP: 30303M102 Acc: 1152032741	518.000	222.380	115,182.48	0.80	88,408.78	0	0.00	0.00
Total Communication Services	518.000	222.380	115,182.48	0.80	88,408.78	0	0.00	0.00
<b>Utilities</b>								
DUKE ENERGY CORP Symbol: DUK CUSIP: 28441C204 Acc: 1152032741	678.000	111.860	75,817.14	0.53	55,424.25	2,675	0.00	3.53
NATIONAL GRID PLC SPONSORED AMERICAN DEPOSITORY RECEIPT Symbol: NGG CUSIP: 636274408 Acc: 1152032741	510.000	76.870	39,203.70	0.27	28,713.64	1,738	0.00	4.43
PUBLIC SERVICE ENTERPRISE GROUP INC Symbol: PEG CUSIP: 744573168 Acc: 1152032741	319.000	70.000	22,330.00	0.16	16,888.72	889	0.00	3.09
SOUTHERN COMPANY Symbol: SO CUSIP: 842567107 Acc: 1152032741	861.000	72.510	62,431.11	0.43	40,735.46	2,273	0.00	3.64
Total Utilities	1,658.000	72.510	149,868.00	1.01	108,067.44	4,700	\$0.00	3.69%
<b>Mutual Funds-Equity</b>								
INVESCO S&P 500 PURE VALUE ETF Symbol: FPV CUSIP: 46137V258 Acc: 1152032741	1,851.000	85.650	158,538.15	1.10	149,940.26	2,578	0.00	1.63
INVESCO S&P 500 EQUAL WEIGHT ETF Symbol: FSP CUSIP: 46137V957 Acc: 1152032741	920.000	157.710	145,093.20	1.01	149,868.00	1,918	0.00	1.32
ISHARES CORE S&P SMALL-CAP ETF Symbol: IIF CUSIP: 484287804 Acc: 1152032741	573.000	107.880	61,815.24	0.43	34,273.99	949	0.00	1.54

61 of 275

Statement Period  
March 1, 2022 - March 31, 2022

Combined Account Number

# Combined Statement

## Combined Portfolio Detail

ASSET DESCRIPTION	NO. OF SHARES/ PAR VALUE	UNIT PRICE	MARKET VALUE	PERCENT OF PORTFOLIO	TAX COST BASIS	ESTIMATED ANNUAL INCOME	ACCRUED INCOME	YIELD AT MARKET
<b>Common Stocks - continued</b>								
ISHARES RUSSELL MIDCAP GRWTH ETF Symbol: IWP cusp: 484287481 Acc: 1152032741	8,992.000	100.500	903,696.00	6.29	487,263.89	3,704	0.00	0.41
ISHARES S&P MIDCAP 400VALUE ETF Symbol: IJ cusp: 484287705 Acc: 1152032741	572.000	108.640	62,714.08	0.44	34,184.15	1,042	0.00	1.66
MORGAN STANLEY INSTITUTIONAL FUND INC - GLOBAL OPPORTUNITY PORTFOLIO Symbol: MGT SX cusp: 61780X786 Acc: 1152032741	12,280.093	34.200	419,978.18	2.92	350,000.00	0	0.00	0.00
<b>Total Mutual Funds-Equity</b>			<b>\$1,761,836.85</b>	<b>12.19%</b>	<b>\$1,205,530.29</b>	<b>\$10,193</b>	<b>\$0.00</b>	<b>0.58%</b>
<b>Total Common Stocks</b>			<b>\$8,353,476.29</b>	<b>88.10%</b>	<b>\$6,240,676.27</b>	<b>\$114,204</b>	<b>\$8,729.41</b>	<b>1.36%</b>
<b>Other</b>								
<b>Liabilities</b>								
TRUIST PLEDGE AGMT SECURED LOAN AMT-\$4800000 ORIGIN DT 11/20/2018 LOB-WM LOAN #20286509617001 cusp: 98BL01A68 Acc: 1152032741	-1.000	100.000	-1.00	0.00	-1.00	0	0.00	0.00
<b>Total Liabilities</b>			<b>-\$1.00</b>	<b>0.00%</b>	<b>-\$1.00</b>	<b>\$0</b>	<b>\$0.00</b>	<b>0.00%</b>
<b>Total Other</b>			<b>-\$1.00</b>	<b>0.00%</b>	<b>-\$1.00</b>	<b>\$0</b>	<b>\$0.00</b>	<b>0.00%</b>
<b>Cash</b>								
<b>CASH PRINCIPAL</b>			<b>-1,043,363.11</b>		<b>-1,043,363.11</b>	<b>0</b>	<b>0.00</b>	<b>0.00</b>

62 of 275



Statement Period  
March 1, 2022 - March 31, 2022

Combined Account Number

**Combined Statement**

**Combined Portfolio Detail**

ASSET DESCRIPTION	#D. OF SHARES/ PAR VALUE	UNIT PRICE	MARKET VALUE	PERCENT OF PORTFOLIO	TAX COST BASIS	SECURITIES ANNUAL INCOME	ACCRUED INCOME	YIELD AT MARKET
<i>Cash - continued</i>								
Total Cash			-1,043,363.11		-1,043,363.11	0	0.00	0.00
Total Cash			-\$1,043,363.11		-\$1,043,363.11	\$0	\$0.00	0.00%
Total Principal Portfolio			\$13,330,450.68	92.74%	\$10,329,338.07	\$332,429	\$63,260.10	2.49%
Total Portfolio			\$14,374,108.53	100.00%	\$11,372,995.92	\$332,429	\$63,260.10	2.31%

**Combined Investment Sales and Maturities**

DATE	DESCRIPTION	NO. OF SHARES/PAR VALUE	TAX COST BASIS	PROCEEDS	REALIZED GAIN/LOSS
3/15/2022	SOLD 10,468.774 SHARES OF INVESTCO DEVELOPING MARKETS FUND TRADE DATE 3/14/22 TAXABLE TO FEDERAL AND STATE 10,468.774 SHARES AT \$35.74 Acc: 1152032741	10,468.77 10,468.77	-402,986.72 -402,986.72	374,082.49 374,082.49	-28,894.23 -28,894.23
<b>Total Investment Sales and Maturities</b>			-\$402,986.72	\$374,082.49	-\$28,894.23

**Combined Bond Maturities**

LESS THAN 1 YEAR	1 - 4 YEARS	5 - 9 YEARS	10 OR MORE YEARS
\$557,482.80	\$2,640,980.10	\$1,370,923.20	\$0.00

**List of Bonds**

DESCRIPTION	MARKET VALUE AS OF 3/31/2022	YIELD TO MATURITY	DESCRIPTION	MARKET VALUE AS OF 3/31/2022	YIELD TO MATURITY
FORSYTH COUNTY NORTH CAROLINA 07/01/2022	121,171.20	1.07	JOHNSTON CNTY NORTH CAROLINA 02/01/2023	102,944.00	1.43
DURHAM NORTH CAROLINA 09/01/2022	126,995.00	1.14	FORSYTH CNTY NORTH CAROLINA 03/01/2023	103,163.00	1.52

63 of 275

Statement Period

March 1, 2022 - March 31, 2022

Combined Account Number

# Combined Statement

## List of Bonds

DESCRIPTION	MARKET VALUE AS OF 3/31/2022	YIELD TO MATURITY	DESCRIPTION	MARKET VALUE AS OF 3/31/2022	YIELD TO MATURITY
GUILFORD CNTY NORTH CAROLINA 03/01/2023	103,199.00	1.47	NORTH CAROLINA STATE LTD OBLI 05/01/2026	139,672.50	1.99
LEE CNTY NORTH CAROLINA LIMIT 05/01/2023	129,415.00	1.69	UNION CNTY NORTH CAROLINA 09/01/2026	141,177.50	1.92
CHARLOTTE NORTH CAROLINA WTR 07/01/2023	130,241.25	1.59	RANDOLPH CNTY NORTH CAROLINA 10/01/2026	140,917.50	2.04
ORANGE CNTY NORTH CAROLINA 11/15/2023	131,597.50	1.73	GASTON CNTY NORTH CAROLINA 02/01/2027	141,890.00	2.04
JOHNSTON CNTY NORTH CAROLINA 02/01/2024	142,693.65	1.82	FAYETTEVILLE NORTH CAROLINA P 03/01/2027	142,080.00	2.06
FAYETTEVILLE NORTH CAROLINA P 03/01/2024	105,894.00	1.85	DURHAM NORTH CAROLINA LTD OBL 04/01/2027	113,916.00	2.05
ORANGE CNTY NORTH CAROLINA 04/01/2024	130,347.50	1.81	JACKSONVILLE NORTH CAROLINA E 05/01/2027	119,751.45	2.07
FORSYTH CNTY NORTH CAROLINA 07/01/2024	106,962.00	1.83	UNION CNTY NORTH CAROLINA ENT 06/01/2027	114,284.00	2.07
IREDELL CNTY NORTH CAROLINA 10/01/2024	148,357.20	1.84	FORSYTH CNTY NORTH CAROLINA 12/01/2027	144,776.25	2.03
WAKE COUNTY NORTH CAROLINA 03/01/2025	136,013.75	1.86	MOORE CNTY NORTH CAROLINA 12/01/2027	126,893.80	2.11
APEX NORTH CAROLINA 09/01/2025	196,887.50	1.89	FRANKLIN CNTY NORTH CAROLINA 03/01/2028	121,323.40	2.13
CARY NORTH CAROLINA 06/01/2025	166,808.25	1.91	ASHEVILLE NORTH CAROLINA LIM 04/01/2028	125,000.00	5.00
NORTH CAROLINA STATE 06/01/2025	142,363.00	1.89	NORTH CAROLINA STATE 09/01/2028	146,215.00	2.05
RALEIGH NORTH CAROLINA 09/01/2025	110,210.00	1.88	CARY NORTH CAROLINA 09/01/2029	137,388.40	2.15
MECKLENBURG CNTY NORTH CAROL 03/01/2026	139,290.00	1.95	FORSYTH CNTY NORTH CAROLINA 03/01/2030	112,548.00	2.26
WAKE CNTY NORTH CAROLINA LTD 03/01/2026	111,384.00	1.98	SURRY CNTY NORTH CAROLINA LIM 10/01/2030	108,286.80	2.34

64 of 275



Statement Period

March 1, 2022 - March 31, 2022

Combined Account Number

# Combined Statement

## Combined Activity Detail

TRANSACTION DESCRIPTION	DATE	NO. OF SHARES/PAR VALUE	INCOME CASH	PRINCIPAL CASH	TAX COST BASIS
<b>STATEMENT BEGINNING BALANCE</b>	3/1/2022		\$985,125.56	-\$985,125.56	\$11,374,982.51
CASH RECEIPT OF DIVIDEND EARNED ON TRUIST BK TRUIST DEP ACCOUNT-WEALTH DIVIDEND FROM 2/1/22 TO 2/28/22 Acct: 1152032741 Acct: 1152032858	3/1/2022		5.80 4.38 1.22		
AMORTIZED PREMIUM ON CARY NC 5.000% 9/01/28 FED BASIS DECREASED BY \$2,025.79 TO \$150,091.61 3/1/22 CURRENT YEAR AMORTIZATION Acct: 1152032858	3/1/2022	115,000.00 115,000.00			-2,025.79 -2,025.79
CASH RECEIPT OF INTEREST EARNED ON CARY NC 5.000% 9/01/29 \$0.022361\$1 PV ON 115,000 PAR VALUE DUE 3/1/22 Acct: 1152032858	3/1/2022	115,000.00 115,000.00	2,571.53 2,571.53		
AMORTIZED PREMIUM ON DURHAM NC 5.000% 9/01/22 FED BASIS DECREASED BY \$1,845.24 TO \$126,869.60 3/1/22 CURRENT YEAR AMORTIZATION Acct: 1152032858	3/1/2022	125,000.00 125,000.00			-1,845.24 -1,845.24
CASH RECEIPT OF INTEREST EARNED ON DURHAM NC 5.000% 9/01/22 \$0.0255\$1 PV ON 125,000 PAR VALUE DUE 3/1/22 Acct: 1152032858	3/1/2022	125,000.00 125,000.00	3,125.00 3,125.00		
CASH DISBURSEMENT TAX FOREIGN W/ DIVIDENDS ENBRIDGE INC 15.00 % FOREIGN TAX WITHHELD Acct: 1152032741	3/1/2022		-49.89 -49.89		
CASH RECEIPT OF DIVIDEND EARNED ON ENBRIDGE INC \$0.675988\$SHARE ON 492 SHARES DUE 3/1/22 15.00 % WITHHOLDING RATE	3/1/2022	492.00	332.59		

65 of 275

Statement Period

March 1, 2022 - March 31, 2022

Combined Account Number

[REDACTED]

**Combined Statement**

**Combined Activity Detail - continued**

TRANSACTION DESCRIPTION	DATE	NO. OF SHARES/PAR VALUE	INCOME DASH	PRINCIPAL DASH	TAX COST BASIS
Acct: 1152032658		492.00	332.59		
AMORTIZED PREMIUM ON FAYETTEVILLE NC PUBL 5.000% 3/01/24 FED BASIS DECREASED BY \$2,327.07 TO \$109,344.40 3/1/22	3/1/2022	100,000.00			-2,327.07
CURRENT YEAR AMORTIZATION Acct: 1152032658		100,000.00			-2,327.07
CASH RECEIPT OF INTEREST EARNED ON FAYETTEVILLE NC PUBL 5.000% 3/01/24 \$0.025/\$1 PV ON 100,000 PAR VALUE DUE 3/1/22 Acct: 1152032658	3/1/2022	100,000.00	2,500.00		
AMORTIZED PREMIUM ON FAYETTEVILLE NC PUB 5.000% 3/01/27 FED BASIS DECREASED BY \$1,302.86 TO \$139,003.31 3/1/22	3/1/2022	125,000.00			-1,302.86
CURRENT YEAR AMORTIZATION Acct: 1152032658		125,000.00			-1,302.86
CASH RECEIPT OF INTEREST EARNED ON FAYETTEVILLE NC PUB 5.000% 3/01/27 \$0.025/\$1 PV ON 125,000 PAR VALUE DUE 3/1/22 Acct: 1152032658	3/1/2022	125,000.00	3,125.00		
AMORTIZED PREMIUM ON FORSYTH CNTY NC 5.000% 3/01/23 FED BASIS DECREASED BY \$1,634.63 TO \$103,309.80 3/1/22	3/1/2022	100,000.00			-1,634.63
CURRENT YEAR AMORTIZATION Acct: 1152032658		100,000.00			-1,634.63
CASH RECEIPT OF INTEREST EARNED ON FORSYTH CNTY NC 5.000% 3/01/23 \$0.025/\$1 PV ON 100,000 PAR VALUE DUE 3/1/22 Acct: 1152032658	3/1/2022	100,000.00	2,500.00		
		100,000.00	2,500.00		

Statement Period  
March 1, 2022 - March 31, 2022

Combined Account Number

**Combined Statement**

**Combined Activity Detail - continued**

TRANSACTION DESCRIPTION	DATE	NO. OF SHARES/PAR VALUE	INCOME CASH	PRINCIPAL CASH	TAX COST BASIS
AMORTIZED PREMIUM ON FORSYTH CNTY NC 4.000% 3/01/20 FED BASIS DECREASED BY \$40.26 TO \$117,871.74 3/1/22	3/1/2022	100,000.00			-40.26
CURRENT YEAR AMORTIZATION Acc: 1152032658		100,000.00			-40.26
CASH RECEIPT OF INTEREST EARNED ON FORSYTH CNTY NC 4.000% 3/01/20 \$0.02/\$1 PV ON 100,000 PAR VALUE DUE 3/1/22 Acc: 1152032658	3/1/2022	100,000.00	2,000.00		
CURRENT YEAR AMORTIZATION Acc: 1152032658		100,000.00	2,000.00		
AMORTIZED PREMIUM ON FRANKLIN CNTY NC 4.000% 3/01/20 FED BASIS DECREASED BY \$865.55 TO \$122,377.26 3/1/22	3/1/2022	110,000.00			-865.55
CURRENT YEAR AMORTIZATION Acc: 1152032658		110,000.00			-865.55
CASH RECEIPT OF INTEREST EARNED ON FRANKLIN CNTY NC 4.000% 3/01/20 \$0.02/\$1 PV ON 110,000 PAR VALUE DUE 3/1/22 Acc: 1152032658	3/1/2022	110,000.00	2,200.00		
CURRENT YEAR AMORTIZATION Acc: 1152032658		110,000.00	2,200.00		
AMORTIZED PREMIUM ON GUILFORD CNTY NC 5.000% 3/01/20 FED BASIS DECREASED BY \$1,888.11 TO \$104,005.37 3/1/22	3/1/2022	100,000.00			-1,888.11
CURRENT YEAR AMORTIZATION Acc: 1152032658		100,000.00			-1,888.11
CASH RECEIPT OF INTEREST EARNED ON GUILFORD CNTY NC 5.000% 3/01/20 \$0.02/\$1 PV ON 100,000 PAR VALUE DUE 3/1/22 Acc: 1152032658	3/1/2022	100,000.00	2,500.00		
CURRENT YEAR AMORTIZATION Acc: 1152032658		100,000.00	2,500.00		
CASH DISBURSEMENT TAX FOREIGN W/H DIVIDENDS INFINEON TECHNOLOGIES AG SPONS ADR Acc: 1152032741	3/1/2022		-101.33		
			-101.33		

Statement Period

March 1, 2022 - March 31, 2022

Combined Account Number

[REDACTED]

Combined Statement

Combined Activity Detail - continued

TRANSACTION DESCRIPTION	DATE	NO. OF SHARES/PAR VALUE	INCOME CASH	PRINCIPAL CASH	TAX COST BASIS
CASH DISBURSEMENT					
ADR ISSUE FEE	3/1/2022		-18.87		
INFINEON TECHNOLOGIES AG SPONS ADR					
ADR FEE OF 0.018 PER SHARE DUE 03/01/22					
Acc: 1152032741			-18.87		
CASH RECEIPT OF DIVIDEND EARNED ON					
INFINEON TECHNOLOGIES AG SPONS ADR					
\$0.305397/SHARE ON 1,298 SHARES DUE 3/1/22	3/1/2022	1,298.00	394.19		
28.3750000% FOREIGN TAXES WITHHELD					
Acc: 1152032741		1,298.00	394.19		
AMORTIZED PREMIUM ON					
MECKLENBURG CNTY NC 5.000% 3/01/26					
FED BASIS DECREASED BY \$1,485.50 TO \$137,536.82					
3/1/22		125,000.00			-1,485.50
CURRENT YEAR AMORTIZATION	3/1/2022	125,000.00			-1,485.50
Acc: 1152032658					
CASH RECEIPT OF INTEREST EARNED ON					
MECKLENBURG CNTY NC 5.000% 3/01/26					
\$0.025/\$1 PV ON 125,000 PAR VALUE DUE 3/1/22	3/1/2022	125,000.00	3,125.00		
Acc: 1152032658		125,000.00	3,125.00		
CASH RECEIPT OF DIVIDEND EARNED ON					
PHILLIPS 66					
\$0.92/SHARE ON 536 SHARES DUE 3/1/22	3/1/2022	536.00	493.12		
Acc: 1152032741		536.00	493.12		
AMORTIZED PREMIUM ON					
RALEIGH NC 5.000% 9/01/25					
FED BASIS DECREASED BY \$1,828.08 TO \$113,089.32					
3/1/22		100,000.00			-1,828.08
CURRENT YEAR AMORTIZATION	3/1/2022	100,000.00			-1,828.08
Acc: 1152032658					
CASH RECEIPT OF INTEREST EARNED ON					
RALEIGH NC 5.000% 9/01/25					
\$0.025/\$1 PV ON 100,000 PAR VALUE DUE 3/1/22	3/1/2022	100,000.00	2,500.00		
Acc: 1152032658		100,000.00	2,500.00		

68 of 275



Statement Period

March 1, 2022 - March 31, 2022

Combined Account Number

# Combined Statement

## Combined Activity Detail - continued

TRANSACTION DESCRIPTION	DATE	NO. OF SHARES/PAR VALUE	INCOME CASH	PRINCIPAL CASH	TAX COST BASIS
<b>AMORTIZED PREMIUM ON</b>					
UNION CNTY NC 5.000% 9/01/26					
FED BASIS DECREASED BY \$2,300.62 TO \$146,288.60					-2,300.62
3/1/22	3/1/2022	125,000.00			
CURRENT YEAR AMORTIZATION					
Acc: 1152032858		125,000.00			-2,300.62
<b>CASH RECEIPT OF INTEREST EARNED ON</b>					
UNION CNTY NC 5.000% 9/01/26					
\$0.025/\$1 PV ON 125,000 PAR VALUE DUE 3/1/22	3/1/2022	125,000.00	3,125.00		
Acc: 1152032858		125,000.00	3,125.00		
<b>CASH RECEIPT OF DIVIDEND EARNED ON</b>					
VISA INC CL A					
\$0.375/\$SHARE ON 872 SHARES DUE 3/1/22	3/1/2022	672.00	252.00		
Acc: 1152032741		672.00	252.00		
<b>AMORTIZED PREMIUM ON</b>					
WAKE CNTY NC 5.000% 3/01/25					
FED BASIS DECREASED BY \$1,545.71 TO \$134,658.04					-1,545.71
3/1/22	3/1/2022	125,000.00			
CURRENT YEAR AMORTIZATION					
Acc: 1152032858		125,000.00			-1,545.71
<b>CASH RECEIPT OF INTEREST EARNED ON</b>					
WAKE CNTY NC 5.000% 3/01/25					
\$0.025/\$1 PV ON 125,000 PAR VALUE DUE 3/1/22	3/1/2022	125,000.00	3,125.00		
Acc: 1152032858		125,000.00	3,125.00		
<b>AMORTIZED PREMIUM ON</b>					
WAKE CNTY NC LTD OBG 5.000% 3/01/25					
FED BASIS DECREASED BY \$2,342.45 TO \$118,848.58					-2,342.45
3/1/22	3/1/2022	100,000.00			
CURRENT YEAR AMORTIZATION					
Acc: 1152032858		100,000.00			-2,342.45
<b>CASH RECEIPT OF INTEREST EARNED ON</b>					
WAKE CNTY NC LTD OBG 5.000% 3/01/25					
\$0.025/\$1 PV ON 100,000 PAR VALUE DUE 3/1/22	3/1/2022	100,000.00	2,500.00		
Acc: 1152032858		100,000.00	2,500.00		

69 of 275

Statement Period

March 1, 2022 - March 31, 2022

Combined Account Number

**Combined Statement**

**Combined Activity Detail - continued**

TRANSACTION DESCRIPTION	DATE	NO. OF SHARES/PAIR VALUE	INCOME CASH	PRINCIPAL CASH	TAX COST BASIS
CASH DISBURSEMENT PAID TO NO ONE MISCELLANEOUS EXPENSE GTS FEE OF 4% ON RECOVERY AMT CUSIP 28429L105 DIV PD 11/17/2021 Acct: 1152032741	3/4/2022			-0.40	-0.40
CASH DISBURSEMENT PAID TO NO ONE MISCELLANEOUS EXPENSE GTS FEE OF 4% ON RECOVERY AMT CUSIP G29183103 DIV PD 11/30/2021 Acct: 1152032741	3/4/2022			-1.23	-1.23
CASH DISBURSEMENT PAID TO NO ONE MISCELLANEOUS EXPENSE GTS FEE OF 4% ON RECOVERY AMT CUSIP 65478L108 DIV PD 11/3/2021 Acct: 1152032741	3/4/2022			-0.05	-0.05
CASH DISBURSEMENT PAID TO NO ONE MISCELLANEOUS EXPENSE GTS FEE OF 4% ON RECOVERY AMT CUSIP 046255706 DIV PD 11/10/2021 Acct: 1152032741	3/4/2022			-1.10	-1.10
CASH RECEIPT OF DIVIDEND EARNED ON PARKER HANIFIN CORP \$1.08/SHARE ON 215 SHARES DUE 3/4/22 Acct: 1152032741	3/4/2022	215.00	221.45		
CASH RECEIPT OF DIVIDEND EARNED ON PFIZER INC \$0.40/SHARE ON 1,810 SHARES DUE 3/4/22 Acct: 1152032741	3/4/2022	1,810.00	724.00		
CASH RECEIPT OF DIVIDEND EARNED ON ISHARES NATIONAL MUNI BOND ETF \$0.174033/SHARE ON 6,188 SHARES DUE 3/7/22	3/7/2022	6,188.00	1,076.82		

70 of 275

Statement Period  
March 1, 2022 - March 31, 2022

Combined Account Number  
[REDACTED]

**Combined Statement**

**Combined Activity Detail - continued**

TRANSACTION DESCRIPTION	DATE	NO. OF SHARES/PAID VALUE	INCOME CASH	PRINCIPAL CASH	TAX COST BASIS
Acct: 1152032741		6,188.00	1,078.92		
CASH RECEIPT OF DIVIDEND EARNED ON SOUTHERN COMPANY \$0.86/SHARE ON 861 SHARES DUE 3/7/22 Acct: 1152032741	3/7/2022	861.00	568.26	568.26	
CASH RECEIPT OF DIVIDEND EARNED ON AMGEN INC \$1.94/SHARE ON 325 SHARES DUE 3/8/22 Acct: 1152032741	3/8/2022	325.00	630.50	630.50	
CASH RECEIPT OF DIVIDEND EARNED ON MICROCHIP TECHNOLOGY INC \$0.853/SHARE ON 1,142 SHARES DUE 3/8/22 Acct: 1152032741	3/8/2022	1,142.00	288.93	288.93	
CASH RECEIPT OF DIVIDEND EARNED ON AMERICAN ELEC PWR INC \$0.78/SHARE ON 158 SHARES DUE 3/10/22 Acct: 1152032741	3/10/2022	158.00	123.24	123.24	
CASH RECEIPT OF DIVIDEND EARNED ON CHEVRON CORP \$1.42/SHARE ON 433 SHARES DUE 3/10/22 Acct: 1152032741	3/10/2022	433.00	614.86	614.86	
CASH RECEIPT OF DIVIDEND EARNED ON INTL BUSINESS MACHINES CORP \$1.84/SHARE ON 245 SHARES DUE 3/10/22 Acct: 1152032741	3/10/2022	245.00	401.80	401.80	
CASH RECEIPT OF DIVIDEND EARNED ON MICROSOFT CORP \$0.82/SHARE ON 938 SHARES DUE 3/10/22 Acct: 1152032741	3/10/2022	938.00	581.56	581.56	
CASH RECEIPT OF DIVIDEND EARNED ON UNITED PARCEL SERVICE CL B \$1.52/SHARE ON 449 SHARES DUE 3/10/22 Acct: 1152032741	3/10/2022	449.00	682.48	682.48	

71 of 275

Statement Period

March 1, 2022 - March 31, 2022

Combined Account Number

[REDACTED]

# Combined Statement

## Combined Activity Detail - continued

TRANSACTION DESCRIPTION	DATE	NO. OF SHARES/PA VALUE	INCOME CASH	PRINCIPAL CASH	TAX COST BASIS
CASH RECEIPT OF DIVIDEND EARNED ON YUM! BRANDS INC \$0.57/SHARE ON 288 SHARES DUE 3/11/22 Acc: 1152032741	3/11/2022	288.00	163.02		
CASH RECEIPT OF DIVIDEND EARNED ON PIONEER NATURAL RESOURCES CO \$3.78/SHARE ON 201 SHARES DUE 3/14/22 Acc: 1152032741	3/14/2022	201.00	759.78		
CASH RECEIPT OF DIVIDEND EARNED ON 8M CO \$1.49/SHARE ON 89 SHARES DUE 3/12/22 Acc: 1152032741	3/14/2022	89.00	132.61		
SOLD 10,486.774 SHARES OF INVESCO DEVELOPING MARKETS FUND TRADE DATE 3/14/22 TAXABLE TO FEDERAL AND STATE 10,486.774 SHARES AT \$35.74 Acc: 1152032741	3/15/2022	10,486.77		374,082.49	-402,966.72
CASH RECEIPT OF DIVIDEND EARNED ON CORTEVA INC \$0.14/SHARE ON 1,638 SHARES DUE 3/15/22 Acc: 1152032741	3/15/2022	1,638.00	229.32		
CASH RECEIPT OF DIVIDEND EARNED ON CULLEN FROST BANKERS INC \$0.75/SHARE ON 218 SHARES DUE 3/15/22 Acc: 1152032741	3/15/2022	218.00	164.25		
CASH RECEIPT OF DIVIDEND EARNED ON TYSON FOODS INC CL A \$0.48/SHARE ON 363 SHARES DUE 3/15/22 Acc: 1152032741	3/15/2022	363.00	166.98		
CASH RECEIPT OF DIVIDEND EARNED ON DUKE ENERGY CORP \$0.98/SHARE ON 679 SHARES DUE 3/16/22 Acc: 1152032741	3/16/2022	679.00	669.82		
				374,082.49	-402,966.72

72 of 275



Statement Period

March 1, 2022 - March 31, 2022

Combined Account Number

[REDACTED]

# Combined Statement

## Combined Activity Detail - continued

TRANSACTION DESCRIPTION	DATE	NO. OF SHARES/ADR VALUE	DEBIT CASH	PRINCIPAL CASH	TAX COST BASIS
CASH RECEIPT OF DIVIDEND EARNED ON FACTSET RESEARCH SYSTEM INC \$0.82/SHARE ON 114 SHARES DUE 3/17/22 Acct: 1152032741	3/17/2022	114.00	83.48		
CASH DISBURSEMENT TAX FOREIGN WH DIVIDENDS NOVARTIS AG SPONS ADR 35.00 % FOREIGN TAX WITHHELD Acct: 1152032741	3/17/2022		-728.56		
CASH RECEIPT OF DIVIDEND EARNED ON NOVARTIS AG SPONS ADR \$3.3252/SHARE ON 928 SHARES DUE 3/17/22 35.00 % WITHHOLDING RATE Acct: 1152032741	3/17/2022	928.00	2,081.61		
CASH DISBURSEMENT TAX FOREIGN WH DIVIDENDS UNICHARM CORP SPONS ADR 10.00 % FOREIGN TAX WITHHELD Acct: 1152032741	3/17/2022	928.00	-5.09		
CASH RECEIPT OF DIVIDEND EARNED ON UNICHARM CORP SPONS ADR \$0.031227/SHARE ON 1,630 SHARES DUE 3/17/22 10.00 % WITHHOLDING RATE Acct: 1152032741	3/17/2022	1,630.00	50.90		
CASH DISBURSEMENT ADR ISSUE FEE UNICHARM CORP SPONS ADR Acct: 1152032741	3/17/2022		-7.09		
CASH RECEIPT OF DIVIDEND EARNED ON XYLEM INC \$0.38/SHARE ON 546 SHARES DUE 3/17/22 Acct: 1152032741	3/17/2022	546.00	163.80		
CASH DISBURSEMENT TAX FOREIGN WH DIVIDENDS NOVARTIS AG SPONS ADR 35.00 % FOREIGN TAX WITHHELD Acct: 1152032741	3/17/2022		-728.56		

73 of 275

Statement Period

March 1, 2022 - March 31, 2022

Combined Account Number

# Combined Statement

## Combined Activity Detail - continued

TRANSACTION DESCRIPTION	DATE	NO. OF SHARES/PAR VALUE	INCOME CASH	PRINCIPAL CASH	TAX COST BASIS
CASH DISBURSEMENT TAX FOREIGN W/H DIVIDENDS ITAU UNIBANCO HOLDING SPONS ADR Acct: 1152032741	3/21/2022		-11.92		
CASH DISBURSEMENT ADR ISSUE FEE ITAU UNIBANCO HOLDING SPONS ADR ADR FEE OF 0.005336 PER SHARE DUE 03/21/22 Acct: 1152032741	3/21/2022		-8.11		
CASH RECEIPT OF DIVIDEND EARNED ON ITAU UNIBANCO HOLDING SPONS ADR \$0.052318 SHARE ON 1,519 SHARES DUE 3/21/22 15.00000000% FOREIGN TAXES WITHHELD Acct: 1152032741	3/21/2022	1,519.00 1,518.00	79.47 79.47		
CASH RECEIPT OF DIVIDEND EARNED ON COMMERCE BANCSHARES INC \$0.2665 SHARE ON 287 SHARES DUE 3/23/22 Acct: 1152032741	3/23/2022	287.00 287.00	76.06 76.06		
CASH RECEIPT OF DIVIDEND EARNED ON HOME DEPOT INC \$1.90 SHARE ON 96 SHARES DUE 3/24/22 Acct: 1152032741	3/24/2022	96.00 96.00	182.40 182.40		
CASH RECEIPT OF DIVIDEND EARNED ON NVIDIA CORP \$0.04 SHARE ON 920 SHARES DUE 3/24/22 Acct: 1152032741	3/24/2022	920.00 920.00	36.80 36.80		
CASH RECEIPT OF DIVIDEND EARNED ON QUALCOMM INC \$0.69 SHARE ON 960 SHARES DUE 3/24/22 Acct: 1152032741	3/24/2022	960.00 960.00	646.00 646.00		
CASH RECEIPT OF DIVIDEND EARNED ON LINDE PLC \$1.17 SHARE ON 37 SHARES DUE 3/26/22 Acct: 1152032741	3/26/2022	37.00 37.00	43.29 43.29		

74 of 275



Statement Period  
March 1, 2022 - March 31, 2022

Combined Account Number  
[REDACTED]

**Combined Statement**

**Combined Activity Detail - continued**

TRANSACTION DESCRIPTION	DATE	NO. OF SHARES/PAIR VALUE	INCOME CASH	PRINCIPAL CASH	TAX COST BASIS
<b>CASH RECEIPT OF DIVIDEND EARNED ON</b> BANK OF AMERICA CORP \$0.21/SHARE ON 1,022 SHARES DUE 3/25/22 Acct: 1152032741	3/25/2022	1,022.00 1,022.00	214.62 214.62		
<b>CASH DISBURSEMENT</b> TAX FOREIGN W/H DIVIDENDS ROCHE HLDG LTD SPONS ADR 35.00 % FOREIGN TAX WITHHELD Acct: 1152032741	3/28/2022		-935.49 -935.49		
<b>CASH DISBURSEMENT</b> ADR ISSUE FEE ROCHE HLDG LTD SPONS ADR Acct: 1152032741	3/28/2022		-57.72 -57.72		
<b>CASH RECEIPT OF DIVIDEND EARNED ON</b> ROCHE HLDG LTD SPONS ADR \$1.240702/SHARE ON 1,924 SHARES DUE 3/28/22 35.00 % WITHHOLDING RATE Acct: 1152032741	3/28/2022	1,924.00 1,924.00	2,987.11 2,987.11		
<b>CASH DISBURSEMENT</b> TAX FOREIGN W/H DIVIDENDS KUBOTA SPONS ADR 10.00 % FOREIGN TAX WITHHELD Acct: 1152032741	3/28/2022		-8.53 -8.53		
<b>CASH DISBURSEMENT</b> ADR ISSUE FEE KUBOTA SPONS ADR Acct: 1152032741	3/28/2022		-2.80 -0.64 -1.96		
<b>CASH RECEIPT OF DIVIDEND EARNED ON</b> KUBOTA SPONS ADR \$0.870408/SHARE ON 88 SHARES DUE 3/28/22 10.00 % WITHHOLDING RATE Acct: 1152032741	3/28/2022	88.00 88.00	85.30 85.30		

75 of 275

Statement Period

March 1, 2022 - March 31, 2022

Combined Account Number

[REDACTED]

# Combined Statement

## Combined Activity Detail - continued

TRANSACTION DESCRIPTION	DATE	NO. OF SHARES/PAR VALUE	INCOME CASH	PRINCIPAL CASH	TAX COST BASIS
CASH RECEIPT OF DIVIDEND EARNED ON YUM CHINA HOLDINGS, INC \$0.12/SHARE ON 369 SHARES DUE 3/29/22 Acct: 1152032741	3/29/2022	369.00	44.28		
CASH RECEIPT OF DIVIDEND EARNED ON ISHARES RUSSELL MIDCAP GRWTH ETF \$0.11871/SHARE ON 8,982 SHARES DUE 3/30/22 Acct: 1152032741	3/30/2022	8,982.00	1,022.48		
CASH RECEIPT OF DIVIDEND EARNED ON ISHARES S&P MIDCAP 400/VALUE ETF \$0.408884/SHARE ON 572 SHARES DUE 3/30/22 Acct: 1152032741	3/30/2022	572.00	232.62		
CASH RECEIPT OF DIVIDEND EARNED ON ISHARES CORE S&P SMALL-CAP ETF \$0.16934/SHARE ON 573 SHARES DUE 3/30/22 Acct: 1152032741	3/30/2022	573.00	97.03		
TRUST MGMT FEES POSTED THRU 03/31/2022 Acct: 1152032741	3/31/2022		-4,188.71		
CASH RECEIPT OF DIVIDEND EARNED ON ALLEGION PLC \$0.41/SHARE ON 304 SHARES DUE 3/31/22 0.00 % WITHHOLDING RATE Acct: 1152032741	3/31/2022	304.00	124.64		
CASH RECEIPT OF DIVIDEND EARNED ON EATON CORP PLC \$0.61/SHARE ON 162 SHARES DUE 3/31/22 0.00 % WITHHOLDING RATE Acct: 1152032741	3/31/2022	162.00	131.22		
COMBINED PURCHASES FOR THE PERIOD 3/1/22 - 3/31/22 OF TRUIST BK TRUST DEP ACCOUNT-WEALTH	3/31/2022	424,522.40		-424,522.40	424,522.40
COMBINED SALES FOR THE PERIOD 3/1/22 - 3/31/22 OF TRUIST BK TRUST DEP ACCOUNT-WEALTH	3/31/2022	2,205.14		2,205.14	-2,205.14

76 of 275



Statement Period

March 1, 2022 - March 31, 2022

Combined Account Number

# Combined Statement

## Combined Activity Detail - continued

TRANSACTION DESCRIPTION	DATE	NO. OF SHARES/PAID VALUE	PRINCIPAL CASH	TAX COST BASIS
CASH DISBURSEMENT TAX FOREIGN WH DIVIDENDS CANADIAN NATIONAL RAILWAY CO 15.00 % FOREIGN TAX WITHHELD Acc: 1152032741	3/31/2022	2,205.14	2,205.14	-2,205.14
CASH RECEIPT OF DIVIDEND EARNED ON CANADIAN NATIONAL RAILWAY CO \$0.59641/SHARE ON 78 SHARES DUE 3/31/22 15.00 % WITHHOLDING RATE Acc: 1152032741	3/31/2022	78.00	45.74	-6.86
CASH RECEIPT OF DIVIDEND EARNED ON CROWN CASTLE INTL CORP FEIT \$1.47/SHARE ON 304 SHARES DUE 3/31/22 Acc: 1152032741	3/31/2022	304.00	446.88	-6.86
CASH RECEIPT OF DIVIDEND EARNED ON INVESCO S&P 500 PURE VALUE ETF \$0.2458/SHARE ON 1,851 SHARES DUE 3/31/22 Acc: 1152032741	3/31/2022	1,851.00	454.81	45.74
CASH RECEIPT OF DIVIDEND EARNED ON INVESCO S&P 500 EQUAL WEIGHT ETF \$0.8542/SHARE ON 820 SHARES DUE 3/31/22 Acc: 1152032741	3/31/2022	1,851.00	454.61	454.81
CASH RECEIPT OF DIVIDEND EARNED ON MARTIN MARIETTA MATLS INC \$0.61/SHARE ON 247 SHARES DUE 3/31/22 Acc: 1152032741	3/31/2022	820.00	601.90	601.90
CASH RECEIPT OF DIVIDEND EARNED ON PEPSICO INC \$1.075/SHARE ON 321 SHARES DUE 3/31/22 Acc: 1152032741	3/31/2022	820.00	601.90	150.67
CASH RECEIPT OF DIVIDEND EARNED ON PUBLIC SERVICE ENTERPRISE GROUP INC \$0.54/SHARE ON 318 SHARES DUE 3/31/22	3/31/2022	247.00	150.67	345.08
		321.00	345.08	345.08
		921.00	172.26	

77 of 275

Statement Period

March 1, 2022 - March 31, 2022

Combined Account Number

[REDACTED]

**Combined Statement**

**Combined Activity Detail - continued**

TRANSACTION DESCRIPTION	DATE	NO. OF SHARES/PAR VALUE	INCOME CASH	PRINCIPAL CASH	TAX COST BASIS
Acct: 1152032741					
STATEMENT ENDING BALANCE	3/31/2022	319.00	\$1,043,667.85	-\$1,043,363.11	\$11,372,701.18

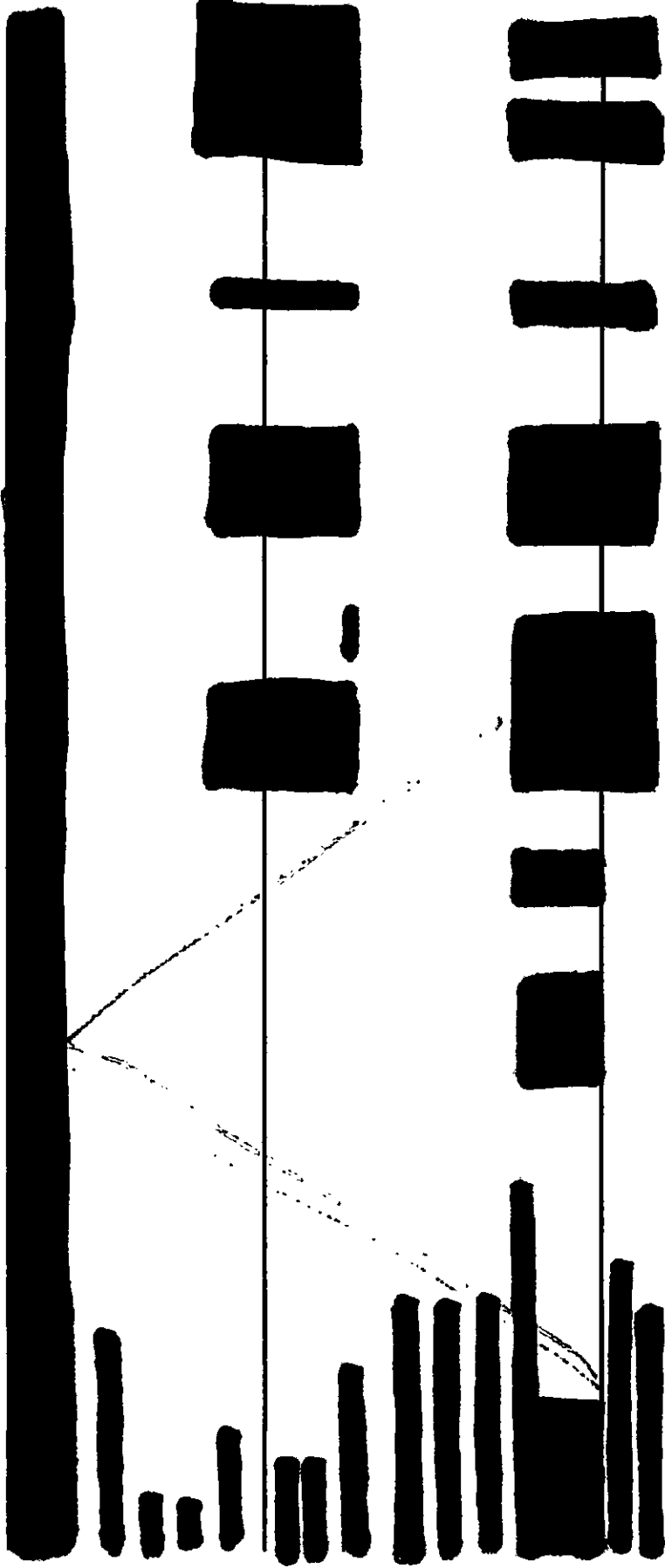
78 of 275

Statement Period  
February 1, 2022 - February 28, 2022

Combined Account Number

**Combined Statement**

**Combined Portfolio Detail**



**Bonds**

*Municipal Bonds*

APEX NORTH CAROLINA  
GENERAL OBLIGATION  
DTD 06/04/2020 5.000% 06/01/2025  
NON CALLABLE  
CUSIP: 067597FC9 BOND RATING: AAA  
YIELD TO MATURITY 1.260

125,000.000      111.900      198,875.00      0.97      145,694.78      6,250      1,562.50      4.47



Statement Period  
February 1, 2022 - February 28, 2022

Combined Account Number

# Combined Statement

## Combined Portfolio Detail

ASSET DESCRIPTION	NO. OF SHARES/ PAR VALUE	UNIT PRICE	MARKET VALUE	PERCENT OF PORTFOLIO	TAX COST BASIS	ESTIMATED ANNUAL INCOME	ACCRUED INCOME	YIELD AT MARKET
<b>Bonds - continued</b>								
Acc: 1182032858	125,000.000	111.800	139,875.00	0.87	149,694.78	6,250	1,562.50	4.47
ASHEVILLE NORTH CAROLINA LIMITED REVENUE BONDS								
DTD 08/27/2012 5.000% 04/01/2028								
PRIREFUNDED 401/22 @ 100	125,000.000	100.365	125,458.25	0.87	128,868.87	6,250	2,604.17	4.88
CUSIP: 044087AFR0 BOND RATING: AA1								
YIELD TO MATURITY 4.928								
Acc: 1182032858	125,000.000	100.365	125,458.25	0.87	128,868.87	6,250	2,604.17	4.88
GARY NORTH CAROLINA GENERAL OBLIGATION								
DTD 10/1/2017 5.000% 08/01/2025	125,000.000	111.852	139,780.00	0.87	158,421.88	6,250	1,562.50	4.47
NON CALLABLE								
CUSIP: 147051WE2 BOND RATING: AAA								
YIELD TO MATURITY 1.280								
Acc: 1182032858	125,000.000	111.852	139,780.00	0.87	158,421.88	6,250	1,562.50	4.47
GARY NORTH CAROLINA GENERAL OBLIGATION								
DTD 09/20/2021 5.000% 08/01/2028	115,000.000	124.172	142,787.80	0.89	152,117.40	5,750	2,571.58	4.03
NON CALLABLE								
CUSIP: 147051Y65 BOND RATING: AAA								
YIELD TO MATURITY 1.574								
Acc: 1182032858	115,000.000	124.172	142,787.80	0.89	152,117.40	5,750	2,571.58	4.03
CHARLOTTE NORTH CAROLINA WTR & SWR WATER REVENUE								
DTD 09/27/2015 5.000% 07/01/2023	125,000.000	105.408	131,760.00	0.92	130,187.88	6,250	1,041.67	4.74
NON CALLABLE								
CUSIP: 161045ML5 BOND RATING: AAA								
YIELD TO MATURITY 0.933								
Acc: 1182032858	125,000.000	105.408	131,760.00	0.92	130,187.88	6,250	1,041.67	4.74
DURHAM NORTH CAROLINA GENERAL OBLIGATION								
DTD 03/04/2015 5.000% 09/01/2022	125,000.000	102.165	127,706.25	0.89	128,708.84	6,250	3,125.00	4.89
NON CALLABLE								
CUSIP: 268778HJ1 BOND RATING: AAA								
YIELD TO MATURITY 0.725								

80 of 275



Statement Period

February 1, 2022 - February 28, 2022

Combined Account Number

# Combined Statement

## Combined Portfolio Detail

ASSET DESCRIPTION	NL OF SHARES/ PAR VALUE	UNIT PRICE	MARKET VALUE	PERCENT OF PORTFOLIO	TAX COST BASIS	ESTIMATED ANNUAL INCOME	ACCUMULATED INCOME	YIELD AT MARKET
<b>Bonds - continued</b>								
Acct: 1152032859	125,000.000	102.165	127,706.25	0.89	128,706.64	6,250	3,125.00	4.89
DURHAM NORTH CAROLINA LTD OBLIG REV FACILITIES REVENUE DTD 05/09/2018 5.000% 04/01/2027 NON CALLABLE CUSIP: 28878FEX4 BOND RATING: AA1 YIELD TO MATURITY 1.460 Acct: 1152032859								
	100,000.000	117.309	117,309.00	0.81	124,358.16	5,000	2,083.33	4.28
	100,000.000	117.309	117,309.00	0.81	124,358.16	5,000	2,083.33	4.28
FAYETTEVILLE NORTH CAROLINA PUBLIC REVENUE BONDS DTD 09/11/2014 5.000% 03/01/2024 NON CALLABLE CUSIP: 312805HR6 BOND RATING: AA2 YIELD TO MATURITY 1.202 Acct: 1152032859								
	100,000.000	107.514	107,514.00	0.75	111,671.47	5,000	2,500.00	4.65
	100,000.000	107.514	107,514.00	0.75	111,671.47	5,000	2,500.00	4.65
FAYETTEVILLE NORTH CAROLINA PUBLIC UTILITIES REVENUE DTD 12/18/2018 5.000% 03/01/2027 NON CALLABLE CUSIP: 312805KFR4 BOND RATING: AA2 YIELD TO MATURITY 1.463 Acct: 1152032859								
	125,000.000	117.019	146,273.75	1.02	140,306.17	6,250	3,125.00	4.27
	125,000.000	117.019	146,273.75	1.02	140,306.17	6,250	3,125.00	4.27
FORSYTH CNTY NORTH CAROLINA GENERAL OBLIGATION DTD 01/09/2019 5.000% 07/01/2024 NON CALLABLE CUSIP: 346623BY8 BOND RATING: AAA YIELD TO MATURITY 1.172 Acct: 1152032859								
	100,000.000	108.614	108,614.00	0.78	108,840.62	5,000	853.33	4.59
	100,000.000	108.614	108,614.00	0.78	108,840.62	5,000	853.33	4.59
FORSYTH CNTY NORTH CAROLINA GENERAL OBLIGATION DTD 01/28/2016 5.000% 12/01/2027 NON CALLABLE CUSIP: 346623DY4 BOND RATING: AAA YIELD TO MATURITY 1.433								
	125,000.000	119.644	149,555.00	1.04	142,472.08	6,250	1,562.50	4.18

81 of 275



Statement Period  
February 1, 2022 - February 28, 2022

Combined Account Number

# Combined Statement

## Combined Portfolio Detail

ASSET DESCRIPTION	NO. OF SHARES/ PAR VALUE	UNIT PRICE	MARKET VALUE	PERCENT OF PORTFOLIO	TAX COST BASIS	ESTIMATED ANNUAL INCOME	ACCRUED INCOME	YIELD AT MARKET
<b>Bonds - continued</b>								
Acc: 1152032658	125,000.000	119.844	149,555.00	1.04	142,472.08	6,250	1,562.50	4.18
FORSYTH CNTY NORTH CAROLINA								
GENERAL OBLIGATION								
DTD 09/21/2019 5.000% 09/01/2023								
NON CALLABLE	100,000.000	104.117	104,117.00	0.72	104,844.48	5,000	2,500.00	4.80
CUSIP: 346629G34 BOND RATING: AAA								
YIELD TO MATURITY 0.889								
Acc: 1152032658	100,000.000	104.117	104,117.00	0.72	104,844.48	5,000	2,500.00	4.80
FORSYTH CNTY NORTH CAROLINA								
GENERAL OBLIGATION								
DTD 04/28/2021 4.000% 08/01/2030								
NON CALLABLE	100,000.000	118.111	118,111.00	0.82	117,912.00	4,000	2,000.00	3.39
CUSIP: 346629JW2 BOND RATING: AAA								
YIELD TO MATURITY 1.563								
Acc: 1152032658	100,000.000	118.111	118,111.00	0.82	117,912.00	4,000	2,000.00	3.39
FORSYTH COUNTY NORTH CAROLINA								
GENERAL OBLIGATION								
DTD 09/02/2010 5.000% 07/01/2022								
NON CALLABLE	120,000.000	101.468	121,759.20	0.85	121,719.75	6,000	1,000.00	4.83
CUSIP: 3466228W8 BOND RATING: AAA								
YIELD TO MATURITY 0.684								
Acc: 1152032658	120,000.000	101.468	121,759.20	0.85	121,719.75	6,000	1,000.00	4.83
FRANKLIN CNTY NORTH CAROLINA								
GENERAL OBLIGATION								
DTD 11/07/2017 4.000% 03/01/2028								
NON CALLABLE	110,000.000	119.749	125,123.90	0.87	123,942.84	4,400	2,200.00	3.52
CUSIP: 353154KM8 BOND RATING: AA2								
YIELD TO MATURITY 1.591								
Acc: 1152032658	110,000.000	119.749	125,123.90	0.87	123,942.84	4,400	2,200.00	3.52
GASTON CNTY NORTH CAROLINA								
GENERAL OBLIGATION								
DTD 10/26/2020 5.000% 02/01/2027								
NON CALLABLE	125,000.000	116.821	146,026.25	1.01	152,056.46	6,250	520.83	4.28
CUSIP: 367298Z12 BOND RATING: AA2								
YIELD TO MATURITY 1.449								

82 of 275



Statement Period

February 1, 2022 - February 28, 2022

Combined Account Number

# Combined Statement

## Combined Portfolio Detail

ASSET DESCRIPTION	NL OF SHARES/ PAR VALUE	UNIT PRICE	MARKET VALUE	PERCENT OF PORTFOLIO	TAX COST BASIS	ESTIMATED ANNUAL INCOME	ACCRUED INCOME	YIELD AT MARKET
<b>Bonds - continued</b>								
Acc: 1152032859	125,000.000	116.821	14,628.25	1.01	152,058.48	6,250	520.83	4.28
GUILFORD CNTY NORTH CAROLINA GENERAL OBLIGATION DTD 11/16/2017 5.000% 03/01/2023 NON CALLABLE CUSIP: 401784J79 BOND RATING: AAA YIELD TO MATURITY 0.869 Acc: 1152032859								
	100,000.000	104.138	10,413.80	0.72	105,998.48	5,000	2,500.00	4.80
IREDELL CNTY NORTH CAROLINA GENERAL OBLIGATION DTD 10/11/2018 5.000% 10/01/2024 NON CALLABLE CUSIP: 462588JX3 BOND RATING: AAA YIELD TO MATURITY 1.195 Acc: 1152032859								
	100,000.000	104.138	10,413.80	0.72	105,998.48	5,000	2,500.00	4.80
JACKSONVILLE NORTH CAROLINA ENTERPR WATER REVENUE DTD 04/19/2021 5.000% 05/01/2027 NON CALLABLE CUSIP: 468660B50 BOND RATING: AAS YIELD TO MATURITY 1.477 Acc: 1152032859								
	135,000.000	109.679	14,806.65	1.03	145,394.06	6,750	2,812.50	4.56
JACKSONVILLE NORTH CAROLINA ENTERPR WATER REVENUE DTD 04/19/2021 5.000% 05/01/2027 NON CALLABLE CUSIP: 468660B50 BOND RATING: AAS YIELD TO MATURITY 1.477 Acc: 1152032859								
	135,000.000	109.679	14,806.65	1.03	145,394.06	6,750	2,812.50	4.56
JOHNSTON CNTY NORTH CAROLINA GENERAL OBLIGATION DTD 03/06/2012 5.000% 02/01/2024 NON CALLABLE CUSIP: 478940FL7 BOND RATING: AA1 YIELD TO MATURITY 1.171 Acc: 1152032859								
	105,000.000	117.480	12,364.50	0.88	128,898.79	5,250	1,750.00	4.26
JOHNSTON CNTY NORTH CAROLINA GENERAL OBLIGATION DTD 06/20/2019 5.000% 02/01/2023 NON CALLABLE CUSIP: 478940JUL8 BOND RATING: AA1 YIELD TO MATURITY 0.845								
	105,000.000	117.480	12,364.50	0.88	128,898.79	5,250	1,750.00	4.26
JOHNSTON CNTY NORTH CAROLINA GENERAL OBLIGATION DTD 06/20/2019 5.000% 02/01/2023 NON CALLABLE CUSIP: 478940JUL8 BOND RATING: AA1 YIELD TO MATURITY 0.845								
	135,000.000	107.267	14,410.45	1.01	148,014.78	6,750	582.50	4.66
JOHNSTON CNTY NORTH CAROLINA GENERAL OBLIGATION DTD 06/20/2019 5.000% 02/01/2023 NON CALLABLE CUSIP: 478940JUL8 BOND RATING: AA1 YIELD TO MATURITY 0.845								
	135,000.000	107.267	14,410.45	1.01	148,014.78	6,750	582.50	4.66
JOHNSTON CNTY NORTH CAROLINA GENERAL OBLIGATION DTD 06/20/2019 5.000% 02/01/2023 NON CALLABLE CUSIP: 478940JUL8 BOND RATING: AA1 YIELD TO MATURITY 0.845								
	103,000.000	103.820	10,698.60	0.72	103,516.03	5,000	416.67	4.82

83 of 275



Statement Period  
February 1, 2022 - February 28, 2022

Combined Account Number

# Combined Statement

## Combined Portfolio Detail

ASSET DESCRIPTION	NO. OF SHARES/ PAR VALUE	UNIT PRICE	MARKET VALUE	PERCENT OF PORTFOLIO	TAX COST BASIS	ESTIMATED ANNUAL INCOME	ACCRUED INCOME	YIELD AT MARKET
<b>Bonds - continued</b>								
Acc: 1152032658	100,000.000	103.880	103,820.00	0.72	103,518.08	5,000	418.87	4.82
LEE CNTY NORTH CAROLINA LIMITED OBLI REVENUE BONDS								
DTD 06/09/2018 5.000% 06/01/2023								
NON CALLABLE	125,000.000	104.824	130,780.00	0.91	130,075.34	6,250	2,063.33	4.78
CUSIP: 653724AE2 BOND RATING: AAS								
YIELD TO MATURITY 1.028								
Acc: 1152032658	125,000.000	104.824	130,780.00	0.91	130,075.34	6,250	2,063.33	4.78
MECKLENBURG CNTY NORTH CAROLINA GENERAL OBLIGATION								
DTD 09/27/2018 5.000% 03/01/2028								
NON CALLABLE	125,000.000	114.410	143,012.50	0.99	139,022.32	6,250	3,125.00	4.37
CUSIP: 58402NVA8 BOND RATING: AAA								
YIELD TO MATURITY 1.299								
Acc: 1152032658	125,000.000	114.410	143,012.50	0.99	139,022.32	6,250	3,125.00	4.37
MOORE CNTY NORTH CAROLINA GENERAL OBLIGATION								
DTD 08/11/2018 5.000% 12/01/2027								
NON CALLABLE	110,000.000	118.157	131,072.70	0.91	125,182.81	5,500	1,375.00	4.20
CUSIP: 618669LH0 BOND RATING: AA1								
YIELD TO MATURITY 1.513								
Acc: 1152032658	110,000.000	118.157	131,072.70	0.91	125,182.81	5,500	1,375.00	4.20
NORTH CAROLINA STATE GENERAL OBLIGATION								
DTD 02/20/2013 5.000% 06/01/2025								
NON CALLABLE	130,000.000	111.852	145,381.60	1.01	141,878.96	6,500	1,625.00	4.47
CUSIP: 653256M25 BOND RATING: AAA								
YIELD TO MATURITY 1.280								
Acc: 1152032658	130,000.000	111.852	145,381.60	1.01	141,878.96	6,500	1,625.00	4.47
NORTH CAROLINA STATE GENERAL OBLIGATION								
DTD 08/01/2018 5.000% 06/01/2028								
NON CALLABLE	125,000.000	120.882	151,115.00	1.05	148,753.64	6,250	1,562.50	4.14
CUSIP: 6532563N0 BOND RATING: AAA								
YIELD TO MATURITY 1.491								

84 of 275



Statement Period  
February 1, 2022 - February 28, 2022

Combined Account Number

# Combined Statement

## Combined Portfolio Detail

ASSET DESCRIPTION	NO. OF SHARES/ PAR VALUE	UNIT PRICE	MARKET VALUE	PERCENT OF PORTFOLIO	TAX COST BASIS	ESTIMATED ANNUAL INCOME	ACCRUED INCOME	YIELD AT MARKET
<b>Bonds - continued</b>								
Acc#: 1182032859	125,000,000	120.802	151,115.00	1.05	148,753.64	6,250	1,582.50	4.14
NORTH CAROLINA STATE LTD OBLIG								
REVENUE BONDS								
DTD 08/08/2017 5.000% 05/01/2026								
NON CALLABLE	125,000,000	114.802	143,282.50	1.00	138,055.91	6,250	2,083.89	4.36
CUSIP: 65928QCV4 BOND RATING: AA1								
YIELD TO MATURITY 1.388								
Acc#: 1182032859	125,000,000	114.802	143,282.50	1.00	138,055.91	6,250	2,083.89	4.36
ORANGE CNTY NORTH CAROLINA								
REVENUE BONDS								
DTD 06/24/2021 5.000% 11/15/2023								
NON CALLABLE	125,000,000	106.648	133,310.00	0.93	137,075.04	6,250	1,840.28	4.69
CUSIP: 684668CQ8 BOND RATING: AA1								
YIELD TO MATURITY 1.074								
Acc#: 1182032859	125,000,000	106.648	133,310.00	0.93	137,075.04	6,250	1,840.28	4.69
ORANGE CNTY NORTH CAROLINA								
GENERAL OBLIGATION								
DTD 12/23/2012 4.000% 04/01/2024								
NON CALLABLE	125,000,000	105.884	132,365.00	0.92	130,543.12	5,000	2,083.33	3.78
CUSIP: 684609UX6 BOND RATING: AAA								
YIELD TO MATURITY 1.145								
Acc#: 1182032859	125,000,000	105.884	132,365.00	0.92	130,543.12	5,000	2,083.33	3.78
RALEIGH NORTH CAROLINA								
GENERAL OBLIGATION								
DTD 08/02/2016 5.000% 09/01/2025								
NON CALLABLE	100,000,000	112.736	112,736.00	0.78	114,927.40	5,000	2,500.00	4.43
CUSIP: 751091SL4 BOND RATING: AAA								
YIELD TO MATURITY 1.276								
Acc#: 1182032859	100,000,000	112.736	112,736.00	0.78	114,927.40	5,000	2,500.00	4.43
RANDOLPH CNTY NORTH CAROLINA LTD OBL								
REVENUE BONDS								
DTD 08/29/2018 5.000% 10/01/2026								
NON CALLABLE	125,000,000	115.760	144,700.00	1.01	138,707.38	6,250	2,604.17	4.32
CUSIP: 752598BS0 BOND RATING: AAS								
YIELD TO MATURITY 1.440								



Statement Period  
February 1, 2022 - February 28, 2022

Combined Account Number

# Combined Statement

## Combined Portfolio Detail

ASSET DESCRIPTION	NO. OF SHARES/ PAR VALUE	UNIT PRICE	MARKET VALUE	PERCENT OF PORTFOLIO	TAX COST BASIS	ESTIMATED ANNUAL INCOME	ACCRUED INCOME	YIELD AT MARKET
<b>Bonds - continued</b>								
Acc: 1182032858	125,000.000	115.780	144,700.00	1.01	138,707.98	6,250	2,804.17	4.32
SURRY CNTY NORTH CAROLINA LIMITED								
EDUCATION REVENUE								
DTD 08/04/2021 5.000% 10/01/2028								
NON CALLABLE	90,000.000	125.581	118,031.80	0.79	121,335.90	4,500	2,587.50	3.98
CUSIP: 86888UBJ4 BOND RATING: AA3								
YIELD TO MATURITY 1.788								
Acc: 1182032859	90,000.000	125.591	113,031.90	0.79	121,995.90	4,500	2,697.50	3.98
UNION CNTY NORTH CAROLINA								
GENERAL OBLIGATION								
DTD 08/22/2019 5.000% 08/01/2028								
NON CALLABLE	125,000.000	118.027	145,033.75	1.01	148,599.22	6,250	3,125.00	4.31
CUSIP: 806888B22 BOND RATING: AAA								
YIELD TO MATURITY 1.328								
Acc: 1182032858	125,000.000	118.027	145,033.75	1.01	148,599.22	6,250	3,125.00	4.31
UNION CNTY NORTH CAROLINA ENTER								
WATER REVENUE								
DTD 08/30/2018 5.000% 08/01/2027								
NON CALLABLE	100,000.000	117.779	117,779.00	0.82	117,419.91	5,000	1,250.00	4.24
CUSIP: 906400E51 BOND RATING: AA2								
YIELD TO MATURITY 1.473								
Acc: 1182032858	100,000.000	117.779	117,779.00	0.82	117,419.91	5,000	1,250.00	4.24
WAKE CNTY NORTH CAROLINA LTD OBLIG								
EDUCATION REVENUE								
DTD 02/18/2021 5.000% 08/01/2028								
NON CALLABLE	100,000.000	114.158	114,158.00	0.79	121,192.01	5,000	2,500.00	4.36
CUSIP: 890878EY9 BOND RATING: AA1								
YIELD TO MATURITY 1.368								
Acc: 1182032858	100,000.000	114.158	114,158.00	0.79	121,192.01	5,000	2,500.00	4.36
WAKE COUNTY NORTH CAROLINA								
GENERAL OBLIGATION								
DTD 05/19/2010 5.000% 08/01/2025								
NON CALLABLE	125,000.000	111.055	138,818.75	0.96	136,203.75	6,250	3,125.00	4.50
CUSIP: 830883T88 BOND RATING: AAA								
YIELD TO MATURITY 1.244								

86 of 275



Statement Period  
February 1, 2022 - February 28, 2022

Combined Account Number

# Combined Statement

## Combined Portfolio Detail

ASSET DESCRIPTION	NO. OF SHARES/ PAR VALUE	UNIT PRICE	MARKET VALUE	PERCENT OF PORTFOLIO	TAX COST BASIS	ESTIMATED ANNUAL INCOME	ACCRUED INCOME	YIELD AT MARKET
<b>Bonds - continued</b>								
Acct: 1162032658	125,000.000	111.065	138,816.75	0.96	136,203.75	6,250	3,125.00	4.50
<b>Total Municipal Bonds</b>			<b>\$4,572,724.70</b>	<b>32.46%</b>	<b>\$4,680,240.48</b>	<b>\$205,400</b>	<b>\$72,303.47</b>	<b>4.39%</b>
<b>Mutual Funds-Fixed Income</b>								
ISHARES NATIONAL MUNI BOND ETF CUSIP: 464269414 BOND RATING: NOT RATED YIELD TO MATURITY 0.000 Acct: 1162032741	6,188.000	112.720	697,511.36	4.85	700,304.62	12,846	0.00	1.84
<b>Total Mutual Funds-Fixed Income</b>			<b>\$697,511.36</b>	<b>4.85%</b>	<b>\$700,304.62</b>	<b>\$12,846</b>	<b>\$0.00</b>	<b>1.84%</b>
<b>Total Bonds</b>			<b>\$5,270,236.06</b>	<b>37.33%</b>	<b>\$5,380,545.10</b>	<b>\$218,246</b>	<b>\$72,303.47</b>	<b>4.06%</b>
<b>Common Stocks</b>								
<b>Energy</b>								
CHEVRON CORP Symbol: CVX cusip: 168764100 Acct: 1162032741	285.000	144.000	41,040.00	0.29	28,884.56	1,618	614.86	3.94
<b>Total Energy</b>			<b>41,040.00</b>	<b>0.29</b>	<b>28,884.56</b>	<b>1,618</b>	<b>614.86</b>	<b>3.94</b>
ENBRIDGE INC Symbol: ENB cusip: 29250N105 Acct: 1162032741	492.000	43.160	21,244.56	0.15	16,885.44	1,322	330.76	6.23
<b>Total ENBRIDGE INC</b>			<b>21,244.56</b>	<b>0.15</b>	<b>16,885.44</b>	<b>1,322</b>	<b>330.76</b>	<b>6.23</b>
LUKOIL PJSC SPONSORED AMERICAN DEPOSITORY RECEIPT Symbol: LUKOY cusip: 66843P105 Acct: 1162032741	58.000	24.050	1,394.90	0.01	8,953.80	359	0.00	25.80
<b>Total LUKOIL PJSC SPONSORED</b>			<b>1,394.90</b>	<b>0.01</b>	<b>8,953.80</b>	<b>359</b>	<b>0.00</b>	<b>25.80</b>
PHILLIPS 66 Symbol: PSX cusip: 718546104 Acct: 1162032741	538.000	84.240	45,182.64	0.31	32,822.76	1,972	483.12	4.37
<b>Total PHILLIPS 66</b>			<b>45,182.64</b>	<b>0.31</b>	<b>32,822.76</b>	<b>1,972</b>	<b>483.12</b>	<b>4.37</b>
PIONEER NATURAL RESOURCES CO Symbol: PXD cusip: 723767107	201.000	238.600	48,166.60	0.33	18,183.15	619	758.78	1.28
<b>Total PIONEER NATURAL RESOURCES CO</b>			<b>48,166.60</b>	<b>0.33</b>	<b>18,183.15</b>	<b>619</b>	<b>758.78</b>	<b>1.28</b>

87 of 275



Statement Period  
February 1, 2022 - February 28, 2022

Combined Account Number

# Combined Statement

## Combined Portfolio Detail

ASSET DESCRIPTION	NO. OF SHARES PAR VALUE	UNIT PRICE	MARKET VALUE	PERCENT OF PORTFOLIO	TAX COST BASIS	ESTIMATED ANNUAL INCOME	ACCUMULATED INCOME	YIELD % MARKET
<b>Common Stocks - continued</b>								
Acct: 1162032741	201,000	239.600	48,159.60	0.33	19,153.15	619	759.79	1.28
<b>Total Energy</b>			\$199,991.70	1.09%	\$102,662.71	\$5,693	\$2,196.52	3.75%
<b>Materials</b>								
CORTEVA INC Symbol: CTVA CUSIP: 22032L104 Acct: 1162032741	1,638,000	52.030	85,225.14	0.59	45,159.27	917	229.32	1.08
FUCHS PETROLUB SE ADR PFD AMERICAN DEPOSITORY RECEIPT Symbol: FUF8Y CUSIP: 36962Q106 Acct: 1162032741	329,000	9.850	3,234.07	0.02	4,521.87	64	0.00	1.98
L'AIR LIQUIDE UNSPONSORED AMERICAN DEPOSITORY RECEIPT Symbol: AOLJY CUSIP: 009126202 Acct: 1162032741	205,000	32.840	6,732.20	0.05	4,694.74	101	0.00	1.50
LINDE PLC Symbol: LIN CUSIP: G5494J103 Acct: 1162032741	37,000	283.240	10,446.88	0.08	6,028.70	156	0.00	1.45
MARTIN MARIETTA MATLS INC Symbol: MLM CUSIP: 57829-4106 Acct: 1162032741	247,000	379.400	93,711.80	0.65	47,427.89	602	150.67	0.64
NOVOZYMES AS UNPONSORED AMERICAN DEPOSITORY RECEIPT Symbol: NOVZMY CUSIP: 670106109 Acct: 1162032741	78,000	65.110	4,948.36	0.03	3,924.26	43	0.00	0.87
RIO TINTO PLC SPONSORED AMERICAN DEPOSITORY RECEIPT Symbol: RIO CUSIP: 76720-4100 Acct: 1162032741	228,000	78.560	17,916.24	0.12	12,978.19	1,805	0.00	10.06
<b>Total Materials</b>			\$179,162.24	0.12	\$12,978.19	1,805	0.00	10.06

88 of 275



Statement Period  
February 1, 2022 - February 28, 2022

Combined Account Number

# Combined Statement

## Combined Portfolio Detail

ASSET DESCRIPTION	NO. OF SHARES/ PAR VALUE	UNIT PRICE	MARKET VALUE	PERCENT OF PORTFOLIO	TAX COST BASIS	ESTIMATED ANNUAL INCOME	ACCUMULATED INCOME	YIELD AT MARKET
<b>Common Stocks - continued</b>								
SYMBIASE AG UNSPONSORED AMERICAN DEPOSITORY RECEIPT Symbol: SYIEY CUSIP: 87166N108 Acct: 1162092741	324,000	29.550	9,574.20	0.07	7,109.36	117	0.00	1.23
	324,000	29.550	9,574.20	0.07	7,109.36	117	0.00	1.23
<b>Total Materials</b>			\$282,191.89	1.61%	\$131,765.26	\$3,608	\$379.99	1.64%
<b>Industrials</b>								
ALFA LAVAL AB UNSPONSORED AMERICAN DEPOSITORY RECEIPT Symbol: ALFVY CUSIP: 0153383101 Acct: 1162092741	260,000	32.260	9,082.60	0.06	7,300.30	140	0.00	1.58
	260,000	32.260	9,082.60	0.06	7,300.30	140	0.00	1.58
ATLAS COPCO AB SPONSORED AMERICAN DEPOSITORY RECEIPT Symbol: ATLYY CUSIP: 048255708 Acct: 1162092741	428,000	50.630	21,669.64	0.15	11,211.46	278	0.00	1.26
	428,000	50.630	21,669.64	0.15	11,211.46	278	0.00	1.26
BOEING CO Symbol: BA CUSIP: 087028105 Acct: 1162092741	317,000	205.340	65,082.78	0.45	49,785.00	0	0.00	0.00
	317,000	205.340	65,082.78	0.45	49,785.00	0	0.00	0.00
CANADIAN NATIONAL RAILWAY CO Symbol: CNI CUSIP: 136876102 Acct: 1162092741	78,000	123.690	9,671.22	0.07	6,810.35	179	0.00	1.86
	78,000	123.690	9,671.22	0.07	6,810.35	179	0.00	1.86
DEERE & CO Symbol: DE CUSIP: 244199105 Acct: 1162092741	360,000	360.020	129,607.20	0.90	58,391.93	1,512	0.00	1.17
	360,000	360.020	129,607.20	0.90	58,391.93	1,512	0.00	1.17
EATON CORP PLC Symbol: ETN CUSIP: G28163103 Acct: 1162092741	162,000	154.290	24,994.98	0.17	16,494.19	624	0.00	2.10
	162,000	154.290	24,994.98	0.17	16,494.19	624	0.00	2.10
EPIROC AKTIEBOLAG UNSPONSORED AMERICAN DEPOSITORY RECEIPT Symbol: EPOKY CUSIP: 29426L105 Acct: 1162092741	455,000	18.630	8,476.65	0.06	5,927.35	215	0.00	2.54
	455,000	18.630	8,476.65	0.06	5,927.35	215	0.00	2.54

89 of 275



Statement Period  
February 1, 2022 - February 28, 2022

Combined Account Number

# Combined Statement

## Combined Portfolio Detail

ASSET DESCRIPTION	NO. OF SHARES/ PAR VALUE	UNIT PRICE	MARKET VALUE	PERCENT OF PORTFOLIO	TAX COST BASIS	ESTIMATED ANNUAL INCOME	ACCUMULATED INCOME	YIELD AT MARKET
<b>Common Stocks - continued</b>								
EXPEDITORS INTL WASH INC Symbol: EXPD cusip: 302190109 Acct: 1152032741	630,000	103.360	65,116.80	0.45	46,056.49	730	0.00	1.12
GENERAL DYNAMICS CORP Symbol: GD cusip: 369550103 Acct: 1152032741	630,000	103.360	65,116.80	0.45	46,056.49	730	0.00	1.12
JOHNSON CONTROLS INTERNATIONAL PLC Symbol: JCI cusip: G51902105 Acct: 1152032741	198,000	234.450	32,354.10	0.22	22,710.80	656	0.00	2.09
KOMATSU LTD SPONSORED AMERICAN DEPOSITORY RECEIPT Symbol: KMTUY cusip: 800489401 Acct: 1152032741	1,224,000	64.980	79,511.04	0.55	45,058.08	1,684	0.00	2.09
KUBOTA SPONSORED AMERICAN DEPOSITORY RECEIPT Symbol: KUBTY cusip: 501173207 Acct: 1152032741	283,000	23.070	6,526.81	0.05	6,536.88	161	0.00	2.47
OSHKOSH CORP Symbol: OSK cusip: 688239201 Acct: 1152032741	283,000	23.070	6,526.81	0.05	6,536.88	161	0.00	2.47
PARKER HANNIFIN CORP Symbol: PH cusip: 701094104 Acct: 1152032741	98,000	89.200	8,741.60	0.06	7,712.98	149	73.15	1.71
SCHNEIDER ELECTRIC UNSPONSORED AMERICAN DEPOSITORY RECEIPT Symbol: SEGGY cusip: 80887P106 Acct: 1152032741	98,000	89.200	8,741.60	0.06	7,712.98	149	73.15	1.71
SGS SA UNSPONSORED AMERICAN DEPOSITORY RECEIPT Symbol: SGOY cusip: 816800104 Acct: 1152032741	638,000	111.040	70,865.52	0.53	46,873.85	1,018	0.00	1.33
	638,000	111.040	70,865.52	0.53	46,873.85	1,018	0.00	1.33
	215,000	298.390	63,723.85	0.44	37,662.44	685	221.45	1.39
	215,000	298.390	63,723.85	0.44	37,662.44	685	221.45	1.39
	690,000	30.720	21,198.60	0.15	14,119.77	329	0.00	1.55
	690,000	30.720	21,198.60	0.15	14,119.77	329	0.00	1.55
	260,000	26.500	7,410.00	0.05	6,095.70	133	0.00	1.80
	260,000	26.500	7,410.00	0.05	6,095.70	133	0.00	1.80

90 of 275



Statement Period  
February 1, 2022 - February 28, 2022

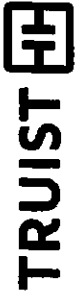
Combined Account Number

# Combined Statement

## Combined Portfolio Detail

ASSET DESCRIPTION	NL OF SHARES PAR VALUE	UNIT PRICE	MARKET VALUE	PERCENT OF PORTFOLIO	TAX COST BASIS	ESTIMATED ANNUAL INCOME	ACCUMULATED INCOME	YIELD AT MARKET
<b>Common Stocks - continued</b>								
UNITED PARCEL SERVICE CL B Symbol: UPS CUSIP: 911912106 Acct: 1152032741	448,000	210.420	94,478.58	0.66	57,246.12	2,729	692.48	2.89
XYLEM INC Symbol: XYL CUSIP: 99419M100 Acct: 1152032741	548,000	88.850	48,566.70	0.34	38,692.11	655	163.60	1.35
3M CO Symbol: MMM CUSIP: 88578Y101 Acct: 1152032741	0,000	148.650	0.00	0.00	0.00	0	132.61	0.00
<b>Total Industrials</b>			<b>\$172,569.07</b>	<b>5.36%</b>	<b>\$485,736.14</b>	<b>\$11,961</b>	<b>\$1,273.49</b>	<b>1.54%</b>
<b>Consumer Discretionary</b>								
AMAZON.COM INC Symbol: AMZN CUSIP: 023135106 Acct: 1152032741	57,000	3,071.260	175,061.82	1.22	108,238.41	0	0.00	0.00
DISNEY WALT CO NEW Symbol: DIS CUSIP: 254687106 Acct: 1152032741	342,000	148.460	50,773.32	0.35	40,515.96	0	0.00	0.00
HOME DEPOT INC Symbol: HD CUSIP: 437076102 Acct: 1152032741	98,000	315.890	30,919.88	0.21	19,893.22	729	0.00	2.41
LENNAR CORP-CL A Symbol: LEN CUSIP: 628057104 Acct: 1152032741	728,000	89.880	65,492.64	0.45	38,066.18	1,082	0.00	1.67
NITORI HOLDINGS CO LTD UNSPONSORED AMERICAN DEPOSITORY RECEIPT Symbol: NCLTY CUSIP: 65479L108 Acct: 1152032741	363,000	15.290	5,397.37	0.04	4,982.59	32	0.00	0.61
SONY GROUP CORP SPONSORED AMERICAN DEPOSITORY RECEIPT Symbol: SONY CUSIP: 835696807	363,000	15.290	5,397.37	0.04	4,982.59	32	0.00	0.61
SONY GROUP CORP SPONSORED AMERICAN DEPOSITORY RECEIPT Symbol: SONY CUSIP: 835696807	744,000	102.530	76,252.32	0.53	45,163.29	289	0.00	0.39

91 of 275



Statement Period  
February 1, 2022 - February 28, 2022

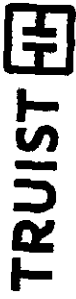
Combined Account Number

# Combined Statement

## Combined Portfolio Detail

ASSET DESCRIPTION	NL. OF SHARES/ PAR VALUE	UNIT PRICE	MARKET VALUE	PERCENT OF PORTFOLIO	TAX COST BASIS	ESTIMATED ANNUAL INCOME	ACCUMULATED INCOME	YIELD AT MARKET
<b>Common Stocks - continued</b>								
Acc: 1152032741	744,000	102.530	76,282.32	0.53	45,163.29	299	0.00	0.39
STARBUCKS CORP Symbol: SBUX CUSIP: 855244108 Acc: 1152032741	644,000	91.790	59,112.76	0.41	35,785.59	1,262	0.00	2.13
YUM CHINA HOLDINGS INC Symbol: YUMC CUSIP: 98850P108 Acc: 1152032741	644,000	91.790	59,112.76	0.41	35,785.59	1,262	0.00	2.13
YUM BRANDS INC Symbol: YUM CUSIP: 988488101 Acc: 1152032741	369,000	52.020	19,185.38	0.13	12,594.53	177	0.00	0.92
Total Consumer Discretionary	288,000	122.580	35,057.88	0.24	25,417.21	652	168.02	1.86
Consumer Staples	288,000	122.580	35,057.88	0.24	25,417.21	652	168.02	1.86
Coca Cola CO Symbol: KO CUSIP: 191216100 Acc: 1152032741	1,869,000	62.240	116,183.76	0.82	86,803.23	3,342	0.00	2.83
COLGATE PALMOLIVE CO Symbol: CL CUSIP: 194162103 Acc: 1152032741	1,699,000	62.240	116,183.76	0.82	86,803.23	3,342	0.00	2.83
DIAGEO PLC SPONSORED AMERICAN DEPOSITORY RECEIPT Symbol: DEO CUSIP: 25248Q205 Acc: 1152032741	422,000	78.950	32,472.90	0.23	27,801.00	759	0.00	2.34
FONTE ECONOMICO MEXICANO SPONSORED AMERICAN DEPOSITORY RECEIPT Symbol: FMX CUSIP: 344419106 Acc: 1152032741	422,000	78.950	32,472.90	0.23	27,801.00	759	0.00	2.34
KIMBERLY CLARK CORP Symbol: KMB CUSIP: 494989103 Acc: 1152032741	86,000	169.980	11,182.64	0.08	9,103.87	222	87.44	1.99
FOMENTO ECONOMICO MEXICANO SPONSORED AMERICAN DEPOSITORY RECEIPT Symbol: FOM CUSIP: 25248Q205 Acc: 1152032741	58,000	169.980	11,182.64	0.08	9,103.87	222	87.44	1.99
KIMBERLY CLARK CORP Symbol: KMB CUSIP: 494989103 Acc: 1152032741	106,000	90.400	9,522.40	0.06	9,340.57	117	0.00	1.36
FONTE ECONOMICO MEXICANO SPONSORED AMERICAN DEPOSITORY RECEIPT Symbol: FOM CUSIP: 25248Q205 Acc: 1152032741	106,000	90.400	9,522.40	0.06	9,340.57	117	0.00	1.36
KIMBERLY CLARK CORP Symbol: KMB CUSIP: 494989103 Acc: 1152032741	188,000	130.150	23,817.45	0.17	20,729.76	849	0.00	3.56
FONTE ECONOMICO MEXICANO SPONSORED AMERICAN DEPOSITORY RECEIPT Symbol: FOM CUSIP: 25248Q205 Acc: 1152032741	188,000	130.150	23,817.45	0.17	20,729.76	849	0.00	3.56

92 of 275



Statement Period  
February 1, 2022 - February 28, 2022

Combined Account Number

# Combined Statement

## Combined Portfolio Detail

ASSET DESCRIPTION	NO. OF SHARES/ PAR VALUE	UNIT PRICE	MARKET VALUE	PERCENT OF PORTFOLIO	TAX COST BASIS	ESTIMATED ANNUAL INCOME	ACCRUED INCOME	YIELD AT MARKET
<b>Common Stocks - continued</b>								
L'OREAL CO UNSPONSORED AMERICAN DEPOSITORY RECEIPT Symbol: LRLCY cusp: 582117208 Acct: 1162032741	269,000	79.050	21,284.45	0.15	12,308.69	268	0.00	1.10
MONSTER BEVERAGE CORP Symbol: MNST cusp: 61174X109 Acct: 1162032741	269,000	79.050	21,284.45	0.15	12,308.69	268	0.00	1.10
NESTLE SA SPONSORED AMERICAN DEPOSITORY RECEIPT Symbol: NSRGY cusp: 641069406 Acct: 1162032741	984,000	84.400	81,361.60	0.57	58,218.74	0	0.00	0.00
PEPSICO INC Symbol: PEP cusp: 718448108 Acct: 1162032741	984,000	84.400	81,361.60	0.57	58,218.74	0	0.00	0.00
PHILIP MORRIS INTL INC Symbol: PM cusp: 718178189 Acct: 1162032741	129,000	130.080	16,773.87	0.12	10,377.48	330	0.00	1.97
PROCTER & GAMBLE CO Symbol: PG cusp: 742718109 Acct: 1162032741	129,000	130.080	16,773.87	0.12	10,377.48	330	0.00	1.97
TYSON FOODS INC CL A Symbol: TSN cusp: 902484103 Acct: 1162032741	321,000	168.740	52,860.54	0.37	38,306.53	1,380	0.00	2.63
UNICHARM CORPORATION SPONSORED AMERICAN DEPOSITORY RECEIPT Symbol: UNICY cusp: 90460M204 Acct: 1162032741	321,000	168.740	52,860.54	0.37	38,306.53	1,380	0.00	2.63
Total Consumer Staples	578,600	101.070	98,947.53	0.69	78,204.47	4,895	0.00	4.95
HEALTH CARE	929,000	101.070	98,947.53	0.69	78,204.47	4,895	0.00	4.95
Total Health Care	718,000	158.880	112,084.91	0.78	59,808.41	2,501	0.00	2.23
Total Consumer Staples	718,000	155.680	112,084.91	0.78	59,808.41	2,501	0.00	2.23
Total Health Care	363,000	82.680	33,635.58	0.23	22,225.65	687	166.98	1.99
Total Consumer Staples	363,000	82.680	33,635.58	0.23	22,225.65	687	166.98	1.99
Total Consumer Staples	1,349,000	7.490	10,104.01	0.07	10,043.31	62	0.00	0.62
Total Health Care	1,349,000	7.490	10,104.01	0.07	10,043.31	62	0.00	0.62
Total			\$630,921.64	4.34%	\$449,372.61	\$15,361	\$264.42	2.47%

93 of 275



Statement Period  
February 1, 2022 - February 28, 2022

Combined Account Number

# Combined Statement

## Combined Portfolio Detail

ASSET DESCRIPTION	NO. OF SHARES/ PAR VALUE	UNIT PRICE	MARKET VALUE	PERCENT OF PORTFOLIO	TAX COST BASIS	ESTIMATED ANNUAL INCOME	ACCUMULATED INCOME	YIELD AT MARKET
<b>Common Stocks - continued</b>								
ABEVIE INC Symbol: ABEV CUSIP: 00267Y109 Acct: 1162032741	757,000	147.770	111,661.89	0.78	65,189.59	4,269	0.00	3.82
ALCON INC Symbol: ALC CUSIP: H01801128 Acct: 1162032741	728,000	76.990	56,125.71	0.39	42,280.55	66	0.00	0.12
AMGEN INC Symbol: AMGN CUSIP: 051162100 Acct: 1162032741	81,000	228.480	18,344.88	0.13	15,992.70	628	630.50	3.43
CERNER CORP Symbol: CERN CUSIP: 168782104 Acct: 1162032741	523,000	93.260	48,769.75	0.34	33,987.58	564	0.00	1.16
CHUGAI PHARMACEUTICAL CO UNSPONSORED AMERICAN DEPOSITORY RECEIPT Symbol: CHGCY CUSIP: 171269103 Acct: 1162032741	550,000	16.640	9,152.00	0.06	6,270.93	107	0.00	1.17
DANAHER CORP Symbol: DHR CUSIP: 285851102 Acct: 1162032741	483,000	274.410	132,540.03	0.92	57,913.51	483	0.00	0.36
ILLUMINA INC Symbol: ILMN CUSIP: 452927109 Acct: 1162032741	70,000	328.600	22,862.00	0.16	22,502.23	0	0.00	0.00
INTUITIVE SURGICAL INC Symbol: ISRG CUSIP: 481265802 Acct: 1162032741	120,000	290.930	34,839.60	0.24	23,660.39	0	0.00	0.00
LONZA GROUP AG UNSPONSORED AMERICAN DEPOSITORY RECEIPT Symbol: LZAGY CUSIP: 54338V101 Acct: 1162032741	281,000	68.910	19,363.71	0.13	8,924.72	26	0.00	0.14
MERCK & CO INC Symbol: MRK CUSIP: 58693Y105	368,000	76.690	29,789.62	0.21	27,960.99	1,073	0.00	3.60

94 of 275



Statement Period  
February 1, 2022 - February 28, 2022

Combined Account Number

# Combined Statement

## Combined Portfolio Detail

ASSET DESCRIPTION	NO. OF SHARES/ PAR VALUE	UNIT PRICE	MARKET VALUE	PERCENT OF PORTFOLIO	TAX COST BASIS	ESTIMATED ANNUAL INCOME	ACCRUED INCOME	YIELD AT MARKET
<b>Common Stocks - continued</b>								
Acc: 1152032741	388,000	78.690	29,789.82	0.21	27,960.99	1,079	0.00	3.80
NOVARTIS AG SPONSORED AMERICAN DEPOSITORY RECEIPT Symbol: NVS CUSIP: 66987V109 Acc: 1152032741	626,000	87.460	54,749.86	0.38	48,428.19	1,365	0.00	2.49
NOVO NORDISK AS SPONSORED AMERICAN DEPOSITORY RECEIPT Symbol: NVG CUSIP: 670100205 Acc: 1152032741	297,000	102.960	30,576.15	0.21	12,488.89	311	0.00	1.02
PFIZER INC Symbol: PFE CUSIP: 717081103 Acc: 1152032741	1,810,000	46.940	84,961.40	0.59	62,891.09	2,868	724.00	3.41
REGENERON PHARMACEUTICALS INC Symbol: REGN CUSIP: 76889F107 Acc: 1152032741	123,000	618.360	76,058.28	0.53	48,691.89	0	0.00	0.00
ROCHE HOLDING LTD SPONSORED AMERICAN DEPOSITORY RECEIPT Symbol: RHHBY CUSIP: 771185104 Acc: 1152032741	1,924,000	47.290	90,870.82	0.63	69,176.97	1,523	0.00	1.68
SHIONOGI & CO LTD UNSPONSORED AMERICAN DEPOSITORY RECEIPT Symbol: SGIQY CUSIP: 824667109 Acc: 1152032741	488,000	16.675	8,154.08	0.08	6,146.74	90	0.00	1.11
SONOVA HOLDING AG UNSPONSORED AMERICAN DEPOSITORY RECEIPT Symbol: BONVY CUSIP: 83669C102 Acc: 1152032741	150,000	77.160	11,572.60	0.08	5,458.66	60	0.00	0.52
SYNEX CORP UNSPONSORED AMERICAN DEPOSITORY RECEIPT Symbol: SSMXY CUSIP: 87184P109	189,000	39.790	7,276.74	0.05	7,373.77	44	0.00	0.61

95 of 275



Statement Period

February 1, 2022 - February 28, 2022

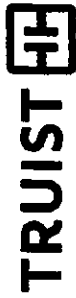
Combined Account Number

# Combined Statement

## Combined Portfolio Detail

ASSET DESCRIPTION	NO. OF SHARES/ PAR VALUE	UNIT PRICE	MARKET VALUE	PERCENT OF PORTFOLIO	TAX COST BASIS	ESTIMATED ANNUAL INCOME	ACCUMULATED INCOME	YIELD AT MARKET
<b>Common Stocks - continued</b>								
Acc: 1152032741	183,000	39.780	7,278.74	0.05	7,373.77	44	0.00	0.61
<b>Total Health Care</b>			\$647,871.82	5.89%	\$663,367.28	\$18,512	\$1,364.50	1.56%
<b>Financials</b>								
AIA GROUP LTD SPONS AMERICAN DEPOSITORY RECEIPT R16TG 4 SHS 1259 HK Symbol AAGIY CUSIP: 001317205 Acc: 1152032741	510,000	41.840	21,338.40	0.16	16,487.81	338	0.00	1.57
	510,000	41.840	21,338.40	0.15	16,497.31	338	0.00	1.57
ALLIANZ SE UNSPONSORED AMERICAN DEPOSITORY RECEIPT Symbol ALIZY CUSIP: 018820100 Acc: 1152032741	703,000	22.610	15,894.83	0.11	15,078.08	568	0.00	3.57
	703,000	22.610	15,894.83	0.11	15,078.08	568	0.00	3.57
AMERIPRISE FINANCIAL INC Symbol AMP CUSIP: 03076C108 Acc: 1152032741	307,000	298.780	92,035.53	0.84	44,749.45	1,387	0.00	1.51
	307,000	298.780	92,035.53	0.84	44,749.45	1,387	0.00	1.51
BANK OF AMERICA CORP Symbol BAC CUSIP: 060508104 Acc: 1152032741	1,022,000	44.200	45,172.40	0.31	30,227.74	858	0.00	1.90
	1,022,000	44.200	45,172.40	0.31	30,227.74	858	0.00	1.90
BOK FINANCIAL CORPORATION Symbol BOKF CUSIP: 05661Q201 Acc: 1152032741	273,000	102.700	28,037.10	0.19	14,986.99	578	0.00	2.06
	273,000	102.700	28,037.10	0.19	14,986.99	578	0.00	2.06
CAPITAL ONE FINANCIAL CORP Symbol COF CUSIP: 14040H105 Acc: 1152032741	480,000	183.270	68,971.50	0.48	40,873.73	1,080	0.00	1.57
	480,000	183.270	68,971.50	0.48	40,873.73	1,080	0.00	1.57
CDN IMPERIAL BK OF COMMERCE Symbol CIM CUSIP: 136069101 Acc: 1152032741	677,000	128.410	110,661.57	0.77	69,077.46	4,257	0.00	3.84
	677,000	128.410	110,661.57	0.77	69,077.46	4,257	0.00	3.84
CHUBB LTD Symbol CB CUSIP: H1467J104	268,000	203.846	54,778.16	0.38	35,478.01	860	0.00	1.57

96 of 275



Statement Period  
February 1, 2022 - February 28, 2022

Combined Account Number

# Combined Statement

## Combined Portfolio Detail

ASSET DESCRIPTION	NO. OF SHARES/ PAR VALUE	UNIT PRICE	MARKET VALUE	PERCENT OF PORTFOLIO	TAX COST BASIS	ESTIMATED ANNUAL INCOME	ACCUMULATED INCOME	YIELD AT MARKET
<b>Common Stocks - continued</b>								
Acct: 1152032741	269,000	203.640	54,778.18	0.99	55,478.01	860	0.00	1.57
COMMERCE BANCSHARES INC Symbol: CBSH cusip: 200625103 Acct: 1152032741	287,000	71.780	20,608.86	0.14	14,711.27	304	0.00	1.48
CROWN CASTLE INTERNATIONAL CORP REAL ESTATE INVESTMENT TRUST Symbol: CCI cusip: 22822V101 Acct: 1152032741	304,000	168.590	50,943.36	0.35	32,386.63	1,787	0.00	3.53
CULLEN FROST BANKERS INC Symbol: CFR cusip: 228889108 Acct: 1152032741	219,000	140.730	30,819.67	0.21	28,408.56	857	164.25	2.18
DBS GROUP HLDGS LTD SPONSORED AMERICAN DEPOSITORY RECEIPT Symbol: DBSDY cusip: 26804Y100 Acct: 1152032741	236,000	180.720	28,769.62	0.17	17,149.08	789	0.00	3.32
EQUITY LIFESTYLE PROPERTIES INC REAL ESTATE INVESTMENT TRUST Symbol: ELS cusip: 29472F108 Acct: 1152032741	390,000	74.620	28,355.60	0.20	18,067.79	551	0.00	1.94
FACTSET RESEARCH SYSTEM INC Symbol: FDS cusip: 303075105 Acct: 1152032741	114,000	406.060	46,294.26	0.32	25,378.36	373	63.48	0.81
HDFC BANK LTD SPONSORED AMERICAN DEPOSITORY RECEIPT Symbol: HDB cusip: 40415F101 Acct: 1152032741	128,000	62.170	7,957.76	0.06	5,990.73	27	0.00	0.34
HUNTINGTON BANCSHARES INC Symbol: HBAN cusip: 448150104 Acct: 1152032741	2,616,000	15.520	40,600.32	0.28	28,758.62	1,621	0.00	3.99
	2,616,000	15.520	40,600.32	0.28	28,758.62	1,621	0.00	3.99

97 of 275



Statement Period

February 1, 2022 - February 28, 2022

Combined Account Number

# Combined Statement

## Combined Portfolio Detail

ASSET DESCRIPTION	NO. OF SHARES/ PAR VALUE	UNIT PRICE	MARKET VALUE	PERCENT OF PORTFOLIO	TAX COST BASIS	ESTIMATED ANNUAL INCOME	ACCRUED INCOME	YIELD AT MARKET
<b>Common Stocks - continued</b>								
ICICI BANK LTD SPONSORED AMERICAN DEPOSITORY RECEIPT Symbol: IBN CUSIP: 45104G104 Acct: 1162032741	465,000	19.470	9,053.55	0.06	3,826.95	22	0.00	0.25
JP MORGAN CHASE & CO Symbol: JPM CUSIP: 46928H106 Acct: 1162032741	384,000	141.800	54,451.20	0.38	41,981.51	1,536	0.00	2.82
AMERICAN DEPOSITORY RECEIPT Symbol: MUFG CUSIP: 606822104 Acct: 1162032741	4,328,000	6.160	26,660.48	0.19	20,049.38	822	0.00	3.08
AMERICAN DEPOSITORY RECEIPT Symbol: PINGAY CUSIP: 72341E304 Acct: 1162032741	4,328,000	6.160	26,660.48	0.19	20,049.38	822	0.00	3.08
AMERICAN DEPOSITORY RECEIPT Symbol: PNC CUSIP: 683475105 Acct: 1162032741	442,000	15.630	6,908.46	0.05	9,967.10	261	0.00	3.79
AMERICAN DEPOSITORY RECEIPT Symbol: PNC CUSIP: 683475105 Acct: 1162032741	442,000	15.630	6,908.46	0.05	9,967.10	261	0.00	3.79
PNC FINL SVCS GROUP INC Symbol: PNC CUSIP: 683475105 Acct: 1162032741	508,000	189.250	101,219.00	0.70	54,529.15	2,540	0.00	2.51
SEI INVESTMENTS COMPANY Symbol: SEIC CUSIP: 784117105 Acct: 1162032741	508,000	189.250	101,219.00	0.70	54,529.15	2,540	0.00	2.51
SUN COMMUNITIES INC REAL ESTATE INVESTMENT TRUST Symbol: SUJ CUSIP: 868674104 Acct: 1162032741	361,000	58.560	22,918.98	0.16	22,285.69	293	0.00	1.31
SUN COMMUNITIES INC REAL ESTATE INVESTMENT TRUST Symbol: SUJ CUSIP: 868674104 Acct: 1162032741	361,000	58.560	22,918.98	0.16	22,285.69	293	0.00	1.31
XP INC CL A Symbol: XP CUSIP: G98230109 Acct: 1162032741	178,000	161.000	32,369.00	0.23	17,911.58	694	0.00	1.89
XP INC CL A Symbol: XP CUSIP: G98230109 Acct: 1162032741	178,000	161.000	32,369.00	0.23	17,911.58	694	0.00	1.89
<b>Total Financials</b>			<b>\$940,273.01</b>	<b>6.54%</b>	<b>\$602,486.12</b>	<b>\$22,109</b>	<b>\$257.73</b>	<b>2.36%</b>

98 of 275



Statement Period  
February 1, 2022 - February 28, 2022

Combined Account Number

# Combined Statement

## Combined Portfolio Detail

ASSET DESCRIPTION	NO. OF SHARES/ PAR VALUE	UNIT PRICE	MARKET VALUE	PERCENT OF PORTFOLIO	TAX COST BASIS	ESTIMATED ANNUAL INCOME	ACCURED INCOME	YIELD AT MARKET
<b>Common Stocks - continued</b>								
<i>Information Technology</i>								
ADOBE INC Symbol: ADOE CUSIP: 00724F101 Acct: 1162032741	246,000	467.680	115,049.28	0.80	64,582.66	0	0.00	0.00
ADYEN NV UNSPONSORED AMERICAN DEPOSITORY RECEIPT Symbol: ADYEY CUSIP: 00763V104 Acct: 1162032741	1,350,000	20.710	27,958.50	0.19	12,652.28	0	0.00	0.00
ALLEGION PLC Symbol: ALLE CUSIP: G0178J109 Acct: 1162032741	304,000	114.520	34,814.08	0.24	28,743.85	468	0.00	1.43
ANSYS INC Symbol: ANSS CUSIP: 03662Q106 Acct: 1162032741	272,000	324.180	88,179.88	0.61	55,338.40	0	0.00	0.00
AUTODESK INC Symbol: ADSK CUSIP: 052769106 Acct: 1162032741	418,000	220.280	91,815.68	0.64	61,588.50	0	0.00	0.00
AUTOMATIC DATA PROCESSING INC Symbol: ADP CUSIP: 063015103 Acct: 1162032741	96,000	204.440	19,626.24	0.14	14,059.78	399	0.00	2.03
CHECK POINT SOFTWARE TECH LTD Symbol: CHKP CUSIP: M22465104 Acct: 1162032741	122,000	144.880	17,676.36	0.12	13,656.37	0	0.00	0.00
CISCO SYSTEMS INC Symbol: CSCO CUSIP: 17276R102 Acct: 1162032741	2,085,000	56.770	118,280.45	0.81	98,188.59	8,189	0.00	2.72
DASSAULT SYS S A SPONSORED AMERICAN DEPOSITORY RECEIPT Symbol: DASTY CUSIP: 287546108 Acct: 1162032741	555,000	48.500	26,917.50	0.19	15,644.76	63	0.00	0.23

99 of 275



Statement Period  
February 1, 2022 - February 28, 2022

Combined Account Number

# Combined Statement

## Combined Portfolio Detail

ASSET DESCRIPTION	NR. OF SHARES/ PAR VALUE	UNIT PRICE	MARKET VALUE	PERCENT OF PORTFOLIO	TAX COST BASIS	ESTIMATED ANNUAL INCOME	ACCRUED INCOME	YIELD AT MARKET
<b>Common Stocks - continued</b>								
INFINEON TECHNOLOGIES AG SPONSORED AMERICAN DEPOSITORY RECEIPT Symbol: IFNRY CUSIP: 45662N103 Acct: 1162032741	1,258,000	33.650	42,331.70	0.29	25,347.90	480	263.89	1.16
INTL BUSINESS MACHINES CORP Symbol: IBM CUSIP: 469200101 Acct: 1162032741	0.000	122.510	0.00	0.00	0.00	0	401.80	0.00
MICROCHIP TECHNOLOGY INC Symbol: MCHP CUSIP: 665017104 Acct: 1162032741	1,142,000	70.330	80,318.86	0.56	44,520.02	1,155	288.93	1.44
MICROSOFT CORP Symbol: MSFT CUSIP: 664618104 Acct: 1162032741	1,142,000	70.330	80,318.86	0.56	44,520.02	1,155	288.93	1.44
NVIDIA CORP Symbol: NVDA CUSIP: 67086G104 Acct: 1162032741	938,000	248.850	234,942.00	1.56	105,152.94	2,326	581.56	0.83
ORACLE CORPORATION Symbol: ORCL CUSIP: 68389X105 Acct: 1162032741	938,000	248.790	234,942.00	1.56	105,152.94	2,326	581.56	0.83
PAYPAL HOLDINGS INC Symbol: PYPL CUSIP: 70450Y103 Acct: 1162032741	920,000	75.970	69,842.74	0.38	46,164.42	147	0.00	0.07
QUALCOMM INC Symbol: QCOM CUSIP: 747525103 Acct: 1162032741	1,371,000	75.970	104,154.87	0.72	67,589.34	1,754	0.00	1.88
SALESFORCE COM INC Symbol: CRM CUSIP: 78466L302 Acct: 1162032741	1,371,000	75.970	104,154.87	0.72	67,589.34	1,754	0.00	1.88
SAP SE SPONSORED AMERICAN DEPOSITORY RECEIPT Symbol: SAP CUSIP: 809084804	460,000	111.890	51,487.80	0.36	38,842.74	0	0.00	0.00
	460,000	111.890	51,487.80	0.36	38,842.74	0	0.00	0.00
	950,000	171.890	163,960.60	1.14	77,528.49	2,584	0.00	1.56
	950,000	171.890	163,960.60	1.14	77,528.49	2,584	0.00	1.56
	240,000	210.530	50,527.20	0.35	37,868.09	0	0.00	0.00
	240,000	210.530	50,527.20	0.35	37,868.09	0	0.00	0.00
	281,000	112.580	28,257.56	0.20	29,684.08	722	0.00	2.56

100 of 275



Statement Period

February 1, 2022 - February 28, 2022

Combined Account Number

# Combined Statement

## Combined Portfolio Detail

ASSET DESCRIPTION	NO. OF SHARES/ PAR VALUE	UNIT PRICE	MARKET VALUE	PERCENT OF PORTFOLIO	TAX COST BASIS	ESTIMATED ANNUAL INCOME	ACCRUED INCOME	YIELD AT MARKET
<b>Common Stocks - continued</b>								
Acct: 1152032741	251.000	112.550	28,257.55	0.20	29,694.08	722	0.00	2.68
TAIWAN SEMICONDUCTOR MANU CO LTD								
SPONS AMERICAN DEPOSITORY RECEIPT	906.000	107.010	96,951.06	0.67	37,870.47	1,415	0.00	1.46
Symbol: TSM CUSIP: 874039100								
Acct: 1152032741	906.000	107.010	96,951.06	0.67	37,870.47	1,415	0.00	1.46
TENCENT HLDGS LTD UNSPONSORED								
AMERICAN DEPOSITORY RECEIPT	287.000	53.750	15,437.73	0.11	15,134.88	51	0.00	0.34
Symbol: TCEHY CUSIP: 88032Q108								
Acct: 1152032741	287.000	53.750	15,437.73	0.11	15,134.88	51	0.00	0.34
VISA INC CL A								
Symbol: V CUSIP: 82262C839								
Acct: 1152032741	623.000	218.120	134,642.76	0.94	90,038.99	934	252.00	0.69
WORKDAY INC-CLASS A								
Symbol: WDAY CUSIP: 98138H101								
Acct: 1152032741	136.000	229.050	31,150.50	0.22	20,601.47	0	0.00	0.00
YANDEX NV SHS CLASS A								
Symbol: YNDX CUSIP: N87284108								
Acct: 1152032741	157.000	14.900	2,339.30	0.02	5,272.17	0	0.00	0.00
<b>Total Information Technology</b>								
<i>Communication Services</i>								
ALPHABET INC CL C								
Symbol: GOOG CUSIP: 02079K107								
Acct: 1152032741	37.000	2,697.820	99,819.34	0.69	43,399.24	0	0.00	0.00
ALPHABET INC CL A								
Symbol: GOOGL CUSIP: 02079K305								
Acct: 1152032741	37.000	2,701.140	99,942.18	0.69	43,399.24	0	0.00	0.00
<b>BCE INC</b>								
Symbol: BCE CUSIP: 06534B760								
Acct: 1152032741	1,374.000	52.630	72,176.22	0.50	56,695.73	3,965	0.00	5.92

101 of 275



Statement Period

February 1, 2022 - February 28, 2022

Combined Account Number

# Combined Statement

## Combined Portfolio Detail

ASSET DESCRIPTION	NO. OF SHARES PER VALUE	UNIT PRICE	MARKET VALUE	PERCENT OF PORTFOLIO	TAX COST BASIS	ESTIMATED ANNUAL INCOME	ACCUMULATED INCOME	YIELD AS MAURDET
<b>Common Stocks - continued</b>								
Acc#: 1152032741	1,374,000	62.530	78,178.22	0.50	58,695.73	3,995	0.00	5.52
META PLATFORMS INC CL A Symbol: FB cusip: 30303M102 Acc#: 1152032741	518,000	211.090	109,319.54	0.76	88,408.78	0	0.00	0.00
Total Communication Services	518,000	211.090	109,319.54	0.76	88,408.78	0	0.00	0.00
Utilities	\$881,251.28		2.64%		\$232,394.45	\$3,995	\$0.00	1.04%
AMERICAN ELEG PWR INC Symbol: AEP cusip: 035557101 Acc#: 1152032741	0.000	90.660	0.00	0.00	0.00	0	123.24	0.00
DUKE ENERGY CORP Symbol: DUJ cusip: 26441C204 Acc#: 1152032741	0.000	90.650	0.00	0.00	0.00	0	123.24	0.00
NATIONAL GRID PLC SPONSORED AMERICAN DEPOSITORY RECEIPT Symbol: NGG cusip: 668274409 Acc#: 1152032741	678,000	100.410	68,178.39	0.47	55,424.25	2,676	668.82	3.92
PUBLIC SERVICE ENTERPRISE GROUP INC Symbol: PEG cusip: 744673108 Acc#: 1152032741	678,000	100.410	68,178.39	0.47	55,424.25	2,676	668.82	3.92
SOUTHERN COMPANY Symbol: SO cusip: 842587107 Acc#: 1152032741	510,000	75.590	38,545.80	0.27	28,713.64	1,736	0.00	4.51
Total Utilities	510,000	75.590	38,545.80	0.27	28,713.64	1,736	0.00	4.51
Mutual Funds-Equity	\$169,171.99		1.27%		\$198,742.07	\$7,376	\$1,360.32	4.02%
INVESCO DEVELOPING MARKETS FD CL R6 Symbol: ODVIX cusip: 00143W659 Acc#: 1152032741	319,000	64.630	20,690.77	0.14	18,698.72	699	0.00	3.93
	319,000	64.630	20,690.77	0.14	18,698.72	699	0.00	3.93
	861,000	64.770	55,766.97	0.39	40,735.46	2,273	588.26	4.08
	861,000	64.770	55,766.97	0.39	40,735.46	2,273	588.26	4.08
	10,466,774	41.670	436,150.47	3.03	402,668.72	2,809	0.00	0.64
	10,466,774	41.670	436,150.47	3.03	402,668.72	2,809	0.00	0.64

102 of 275



Statement Period  
February 1, 2022 - February 28, 2022

Combined Account Number

# Combined Statement

## Combined Portfolio Detail

ASSET DESCRIPTION	NO. OF SHARES/ PAR VALUE	UNIT PRICE	MARKET VALUE	PERCENT OF PORTFOLIO	TAX COST BASIS	ESTIMATED ANNUAL INCOME	ACCRUED INCOME	YIELD AT MARKET
<b>Common Stocks - continued</b>								
INVESCO S&P 500 PURE VALUE ETF Symbol: RPV CUSIP: 46187V258 Acct: 1152032741	1,851,000	82.970	153,577.47	1.07	149,940.26	2,872	0.00	1.87
INVESCO S&P 500 EQUAL WEIGHT ETF Symbol: RSP CUSIP: 46187V857 Acct: 1152032741	920,000	154.250	141,910.00	0.99	149,868.00	1,911	0.00	1.35
ISHARES CORE S&P SMALL-CAP ETF Symbol: IJR CUSIP: 464287804 Acct: 1152032741	573,000	107.710	61,717.83	0.43	34,273.99	1,005	0.00	1.63
ISHARES RUSSELL MIDCAP GRWTH ETF Symbol: IWP CUSIP: 464287461 Acct: 1152032741	8,992,000	99.080	890,927.36	6.19	487,263.69	3,138	0.00	0.35
ISHARES S&P MIDCAP 400VALUE ETF Symbol: IJJ CUSIP: 464287705 Acct: 1152032741	572,000	107.610	61,552.92	0.43	34,194.15	1,023	0.00	1.68
MORGAN STANLEY INSTITUTIONAL FUND INC - GLOBAL OPPORTUNITY PORTFOLIO Symbol: MGTBX CUSIP: 61760X786 Acct: 1152032741	12,280,069	35.270	433,118.88	3.01	350,000.00	0	0.00	0.00
<b>Total Mutual Funds-Equity</b>			\$2,178,954.98	15.16%	\$1,909,497.01	\$12,760	\$0.00	0.99%
<b>Total Common Stocks</b>			\$9,674,544.39	60.80%	\$6,645,844.99	\$116,729	\$9,030.27	1.34%

**Other**

**Liabilities**

TRUIST FLEDGE AGMT  
SECURED LOAN AMT-\$4500000  
ORIGIN DT 11/20/2018  
LOB-WM  
LOAN #20286509617001  
CUSIP: 999L01A68

0.00

0.00

-1.00

100.000

-1.000

0.00

0.00

0.00

0.00

103 of 275



Statement Period  
February 1, 2022 - February 28, 2022

Combined Account Number

# Combined Statement

## Combined Portfolio Detail

ASSET DESCRIPTION	NO. OF SHARES/ PAR VALUE	UNIT PRICE	MARKET VALUE	PERCENT OF PORTFOLIO	TAX COST BASIS	ESTIMATED ANNUAL INCOME	ACCUMULATED INCOME	YIELD AT MARKET
<i>Other - continued</i>								
Acct: 1182032741	-1.000	100.000	-1.00	0.00	-1.00	0	0.00	0.00
Total Liabilities			-\$1.00	0.00%	-\$1.00	\$0	\$0.00	0.00%
Total Other			-\$1.00	0.00%	-\$1.00	\$0	\$0.00	0.00%
Cash								
Cash								
CASH PRINCIPAL								
Total Cash			-\$885,125.56		-\$885,125.56	0	0.00	0.00
Total Cash			-\$885,125.56		-\$885,125.56	0	0.00	0.00
Total Principal Portfolio			\$13,400,447.31	93.00%	\$10,379,858.95	\$335,011	\$81,339.34	2.49%
Total Portfolio			\$14,395,572.57	100.00%	\$11,374,932.51	\$335,011	\$81,339.34	2.32%

## Combined Investment Sales and Maturities

DATE	DESCRIPTION	NO. OF SHARES/PAR VALUE	TAX COST BASIS	PROCEEDS	REALIZED GAIN/LOSS
2/6/2022	SOLD 100,000 PAR VALUE OF CARY NC V-W 0.070% 6/01/27 TRADE DATE 2/7/22				
	SOLD THROUGH CHASE SECURITIES, INC. SOLD ON THE OTC BULLETIN BOARD				
	SOLD INTEREST \$2.66 NON-TAXABLE TO FEDERAL AND STATE				
	100,000 PAR VALUE AT 100 % Acct: 1182032859	100,000.00	-100,000.00	100,000.00	
		100,000.00	-100,000.00	100,000.00	



Statement Period

February 1, 2022 - February 28, 2022

Combined Account Number

# Combined Statement

## Combined Investment Sales and Maturities - continued

DATE	DESCRIPTION	NO. OF SHARES/PAR VALUE	TAX COST BASIS	PROCEEDS	REALIZED GAIN/LOSS
2/24/2022	SOLD 524 SHARES OF MEDTRONIC PLC TRADE DATE 2/22/22 SOLD THROUGH COWEN & COMPANY LLC PAID \$7.86 BROKERAGE PAID \$0.28 SEC FEE TAXABLE TO FEDERAL AND STATE 524 SHARES AT \$104.03 Acct: 1152032741	524.00 524.00	-50,659.33 -50,659.33	54,503.58 54,503.58	3,844.25 3,844.25
2/24/2022	SOLD 2,880.185 SHARES OF INVESCO DEVELOPING MARKETS FUND TRADE DATE 2/23/22 TAXABLE TO FEDERAL AND STATE 2,880.185 SHARES AT \$43.40 Acct: 1152032741	2,880.19 2,880.19	-118,100.66 -118,100.66	125,000.00 125,000.00	5,899.34 5,899.34
2/24/2022	SOLD 470 SHARES OF ALIBABA GROUP HOLDING LTD SPONS ADR TRADE DATE 2/22/22 SOLD THROUGH UBS WARBURG PAID \$3.53 BROKERAGE PAID \$0.28 SEC FEE SOLD ON THE OTC BULLETIN BOARD TAXABLE TO FEDERAL AND STATE 470 SHARES AT \$113.8942 Acct: 1152032741	470.00 470.00	-75,116.37 -75,116.37	53,521.76 53,521.76	-21,594.61 -21,594.61
2/24/2022	SOLD 158 SHARES OF AMERICAN ELEC PWR INC TRADE DATE 2/22/22 SOLD THROUGH STUART FRANKEL & CO. INC. PAID \$2.37 BROKERAGE PAID \$0.07 SEC FEE TAXABLE TO FEDERAL AND STATE 158 SHARES AT \$86.0564 Acct: 1152032741	158.00 158.00	-13,512.22 -13,512.22	13,594.47 13,594.47	82.25 82.25

105 of 275



Statement Period

February 1, 2022 - February 28, 2022

Combined Account Number

[REDACTED]

# Combined Statement

## Combined Investment Sales and Maturities - continued

DATE	DESCRIPTION	NO. OF SHARES/PR VALUE	TAX COST BASIS	PROCEEDS	REALIZED GAIN/LOSS
2/24/2022	SOLD 244 SHARES OF AMGEN INC TRADE DATE 2/22/22 SOLD THROUGH CANTOR FITZGERALD & CO. PAID \$1.88 BROKERAGE PAID \$0.28 SEC FEE SOLD ON THE OTC BULLETIN BOARD TAXABLE TO FEDERAL AND STATE 244 SHARES AT \$222.5387 Acct: 1152032741	244.00 244.00	-50,300.89 -50,300.89	54,297.33 54,297.33	3,996.44 3,996.44
2/24/2022	SOLD 148 SHARES OF CHEVRON CORP TRADE DATE 2/22/22 SOLD THROUGH CANTOR FITZGERALD & CO. PAID \$1.11 BROKERAGE PAID \$0.10 SEC FEE SOLD ON THE OTC BULLETIN BOARD TAXABLE TO FEDERAL AND STATE 148 SHARES AT \$131.9568 Acct: 1152032741	148.00 148.00	-18,425.48 -18,425.48	19,528.40 19,528.40	1,102.92 1,102.92
2/24/2022	SOLD 1,638 SHARES OF ELANCO ANIMAL HEALTH INC TRADE DATE 2/22/22 SOLD THROUGH STUART FRANKEL & CO. INC. PAID \$24.57 BROKERAGE PAID \$0.22 SEC FEE TAXABLE TO FEDERAL AND STATE 1,638 SHARES AT \$25.982 Acct: 1152032741	1,638.00 1,638.00	-37,995.05 -37,995.05	42,451.83 42,451.83	4,456.78 4,456.78
2/24/2022	SOLD 335 SHARES OF FANUG CORP UNSPONS ADR TRADE DATE 2/22/22 SOLD THROUGH CANTOR FITZGERALD & CO. PAID \$2.62 BROKERAGE PAID \$0.08 SEC FEE SOLD ON THE OTC BULLETIN BOARD TAXABLE TO FEDERAL AND STATE 335 SHARES AT \$18.86 Acct: 1152032741	335.00 335.00	-5,742.71 -5,742.71	6,322.25 6,322.25	579.54 579.54

106 of 275



Statement Period

February 1, 2022 - February 28, 2022

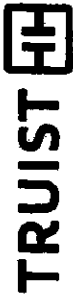
Combined Account Number

# Combined Statement

## Combined Investment Sales and Maturities - continued

DATE	DESCRIPTION	NO. OF SHARES/PAID VALUE	TAX COST BASIS	PROCEEDS	REALIZED GAIN/LOSS
2/24/2022	SOLD 128 SHARES OF GENERAL DYNAMICS CORP TRADE DATE 2/22/22 SOLD THROUGH CANTOR FITZGERALD & CO. PAID \$0.92 BROKERAGE PAID \$0.14 SEC FEE SOLD ON THE OTC BULLETIN BOARD TAXABLE TO FEDERAL AND STATE 128 SHARES AT \$217.2144 Acct: 1152032741	128.00 128.00	-24,731.05 -24,731.05	28,716.31 28,716.31	1,985.26 1,985.26
2/24/2022	SOLD 820 SHARES OF GILEAD SCIENCES INC TRADE DATE 2/22/22 SOLD THROUGH STUART FRANKEL & CO. INC. PAID \$12.90 BROKERAGE PAID \$0.26 SEC FEE TAXABLE TO FEDERAL AND STATE 820 SHARES AT \$91.0961 Acct: 1152032741	820.00 820.00	-52,976.37 -52,976.37	50,096.24 50,096.24	-2,882.13 -2,882.13
2/24/2022	SOLD 34 SHARES OF ILLUMINA INC TRADE DATE 2/22/22 SOLD THROUGH GOLDMAN, SACHS & CO. PAID \$0.26 BROKERAGE PAID \$0.06 SEC FEE TAXABLE TO FEDERAL AND STATE 34 SHARES AT \$322.61 Acct: 1152032741	34.00 34.00	-12,865.28 -12,865.28	10,975.22 10,975.22	-1,890.04 -1,890.04
2/24/2022	SOLD 245 SHARES OF INTL BUSINESS MACHINES CORP TRADE DATE 2/22/22 SOLD THROUGH CANTOR FITZGERALD & CO. PAID \$1.84 BROKERAGE PAID \$0.16 SEC FEE SOLD ON THE OTC BULLETIN BOARD TAXABLE TO FEDERAL AND STATE 245 SHARES AT \$124.1682 Acct: 1152032741	245.00 245.00	-28,318.73 -28,318.73	30,419.21 30,419.21	2,099.48 2,099.48

107 of 275



Statement Period

February 1, 2022 - February 28, 2022

Combined Account Number

# Combined Statement

## Combined Investment Sales and Maturities - continued

DATE	DESCRIPTION	NO. OF SHARES/PAR VALUE	TAX COST BASIS	PROCEEDS	REALIZED GAIN/LOSS
2/24/2022	SOLD 61 SHARES OF MERCCK & CO INC TRADE DATE 2/22/22 SOLD THROUGH GOLDMAN, SACHS & CO. PAID \$0.46 BROKERAGE PAID \$0.08 SEC FEE SOLD ON THE OTC BULLETIN BOARD TAXABLE TO FEDERAL AND STATE 61 SHARES AT \$76.0802 Acct: 1152032741	61.00 61.00	-4,698.90 -4,698.90	4,641.01 4,641.01	-255.89 -255.89
2/24/2022	SOLD 1,761 SHARES OF MITSUBISHI UFJ FINANCIAL-SPONS ADR TRADE DATE 2/22/22 SOLD THROUGH INTL TRADING INC, PAID \$98.42 BROKERAGE PAID \$0.08 SEC FEE SOLD ON THE OTC BULLETIN BOARD TAXABLE TO FEDERAL AND STATE 1,761 SHARES AT \$8.375 Acct: 1152032741	1,761.00 1,761.00	-10,814.16 -10,814.16	11,199.90 11,199.90	385.74 385.74
2/24/2022	SOLD 106 SHARES OF NOVARTIS AG SPONS ADR TRADE DATE 2/22/22 SOLD THROUGH CANTOR FITZGERALD & CO. PAID \$0.80 BROKERAGE PAID \$0.06 SEC FEE SOLD ON THE OTC BULLETIN BOARD TAXABLE TO FEDERAL AND STATE 106 SHARES AT \$85.91 Acct: 1152032741	106.00 106.00	-8,897.67 -8,897.67	9,105.61 9,105.61	207.94 207.94
2/24/2022	SOLD 49 SHARES OF NOVOZYMES AS UNSPONS ADR TRADE DATE 2/22/22 SOLD THROUGH CANTOR FITZGERALD & CO. PAID \$0.39 BROKERAGE PAID \$0.01 SEC FEE SOLD ON THE OTC BULLETIN BOARD TAXABLE TO FEDERAL AND STATE 49 SHARES AT \$59.70 Acct: 1152032741	49.00 49.00	-2,387.15 -2,387.15	2,596.76 2,596.76	179.61 179.61

108 of 275



Statement Period

February 1, 2022 - February 28, 2022

Combined Account Number

[REDACTED]

# Combined Statement

## Combined Investment Sales and Maturities - continued

DATE	DESCRIPTION	NO. OF SHARES/PAR VALUE	TAX COST BASIS	PROCEEDS	REALIZED GAIN/LOSS
2/24/2022	SOLD 82 SHARES OF LUKOIL PJSC SPONS ADR TRADE DATE 2/22/22 SOLD THROUGH CANTOR FITZGERALD & CO. PAID \$0.47 BROKERAGE PAID \$0.08 SEC FEE SOLD ON THE OTC BULLETIN BOARD TAXABLE TO FEDERAL AND STATE 82 SHARES AT \$75.60 Acct: 1152032741	82.00 82.00	-4,972.09 -4,972.09	4,688.70 4,688.70	-285.39 -285.39
2/24/2022	SOLD 661 SHARES OF RPM INTERNATIONAL INC TRADE DATE 2/22/22 SOLD THROUGH STUART FRANKEL & CO. INC. PAID \$3.92 BROKERAGE PAID \$0.29 SEC FEE TAXABLE TO FEDERAL AND STATE 661 SHARES AT \$85.1824 Acct: 1152032741	661.00 661.00	-53,544.26 -53,544.26	53,285.38 53,285.38	2,751.10 2,751.10
2/24/2022	SOLD 220 SHARES OF SEI INVESTMENTS COMPANY TRADE DATE 2/22/22 SOLD THROUGH CANTOR FITZGERALD & CO. PAID \$1.85 BROKERAGE PAID \$0.07 SEC FEE SOLD ON THE OTC BULLETIN BOARD TAXABLE TO FEDERAL AND STATE 220 SHARES AT \$68.7268 Acct: 1152032741	220.00 220.00	-13,831.82 -13,831.82	12,918.18 12,918.18	-913.64 -913.64
2/24/2022	SOLD 169 SHARES OF SALESFORCE COM INC TRADE DATE 2/22/22 SOLD THROUGH CANTOR FITZGERALD & CO. PAID \$1.27 BROKERAGE PAID \$0.17 SEC FEE SOLD ON THE OTC BULLETIN BOARD TAXABLE TO FEDERAL AND STATE 169 SHARES AT \$186.89 Acct: 1152032741	169.00 169.00	-34,411.32 -34,411.32	33,269.87 33,269.87	-1,121.45 -1,121.45

109 of 275



Statement Period

February 1, 2022 - February 28, 2022

Combined Account Number

# Combined Statement

## Combined Investment Sales and Maturities - continued

DATE	DESCRIPTION	NO. OF SHARES/PAR VALUE	TAX COST BASIS	PROCEEDS	REALIZED GAIN/LOSS
2/24/2022	SOLD 48 SHARES OF SAP SE SPONS ADR TRADE DATE 2/22/22 SOLD THROUGH GOLDMAN, SACHS & CO. PAID \$0.98 BROKERAGE PAID \$0.08 SEC FEE TAXABLE TO FEDERAL AND STATE 48 SHARES AT \$113.89 Acct: 1152032741	48.00 48.00	-6,071.59 -6,071.59	5,471.13 5,471.13	-600.46 -600.46
2/24/2022	SOLD 89 SHARES OF 3M CO TRADE DATE 2/22/22 SOLD THROUGH GOLDMAN, SACHS & CO. PAID \$0.87 BROKERAGE PAID \$0.07 SEC FEE TAXABLE TO FEDERAL AND STATE 89 SHARES AT \$147.32 Acct: 1152032741	89.00 89.00	-19,274.91 -19,274.91	19,110.74 19,110.74	-164.17 -164.17
2/24/2022	SOLD 1,062 SHARES OF TWITTER INC TRADE DATE 2/22/22 SOLD THROUGH STUART FRANKEL & CO. INC. PAID \$15.98 BROKERAGE PAID \$0.18 SEC FEE TAXABLE TO FEDERAL AND STATE 1,062 SHARES AT \$99.9866 Acct: 1152032741	1,062.00 1,062.00	-90,798.90 -90,798.90	95,987.35 95,987.35	4,987.45 4,987.45
2/24/2022	SOLD 237 SHARES OF TYSON FOODS INC CL A TRADE DATE 2/22/22 SOLD THROUGH CANTOR FITZGERALD & CO. PAID \$1.78 BROKERAGE PAID \$0.12 SEC FEE TAXABLE TO FEDERAL AND STATE 237 SHARES AT \$82.55 Acct: 1152032741	237.00 237.00	-20,058.12 -20,058.12	21,932.45 21,932.45	1,874.33 1,874.33

110 of 275



Statement Period  
February 1, 2022 - February 28, 2022

Combined Account Number  
**Combined Statement**

**Combined Investment Sales and Maturities - continued**

DATE	DESCRIPTION	NO. OF SHARES/PAR VALUE	TAX COST BASIS	PROCEEDS	REALIZED GAIN/LOSS
2/24/2022	SOLD 281 SHARES OF UNICHARM CORP SPONS ADR TRADE DATE 2/22/22 SOLD THROUGH CANTOR FITZGERALD & CO. PAID \$2.11 BROKERAGE PAID \$0.02 SEC FEE SOLD ON THE OTC BULLETIN BOARD TAXABLE TO FEDERAL AND STATE 281 SHARES AT \$7.51 Acct: 1152032741	281.00 281.00	-2,030.23 -2,030.23	2,108.16 2,108.16	77.95 77.95
2/24/2022	SOLD 1,567 SHARES OF UNILEVER PLC SPONS ADR TRADE DATE 2/22/22 SOLD THROUGH STUART FRANKEL & CO. INC. PAID \$23.51 BROKERAGE PAID \$0.42 SEC FEE TAXABLE TO FEDERAL AND STATE 1,567 SHARES AT \$51.3578 Acct: 1152032741	1,567.00 1,567.00	-57,768.65 -57,768.65	80,453.74 80,453.74	-7,312.81 -7,312.81
2/24/2022	SOLD 49 SHARES OF VISA INC CL A TRADE DATE 2/22/22 SOLD THROUGH GOLDMAN, SACHS & CO. PAID \$0.37 BROKERAGE PAID \$0.08 SEC FEE SOLD ON THE OTC BULLETIN BOARD TAXABLE TO FEDERAL AND STATE 49 SHARES AT \$222.31 Acct: 1152032741	49.00 49.00	-10,008.66 -10,008.66	10,892.76 10,892.76	884.20 884.20
2/24/2022	SOLD 16 SHARES OF WORKDAY INC-CLASS A TRADE DATE 2/22/22 SOLD THROUGH GOLDMAN, SACHS & CO. PAID \$0.12 BROKERAGE PAID \$0.02 SEC FEE SOLD ON THE OTC BULLETIN BOARD TAXABLE TO FEDERAL AND STATE 16 SHARES AT \$220.41	16.00	-3,368.64	3,553.42	157.76

111 of 275



Statement Period  
February 1, 2022 - February 28, 2022

Combined Account Number

# Combined Statement

## Combined Investment Sales and Maturities - continued

DATE	DESCRIPTION	NO. OF SHARES/PAR VALUE	TAX COST BASIS	PROCEEDS	REALIZED GAIN/LOSS
Acct: 1162032741		18.00	-3,368.64	3,526.42	157.78
Total Investment Sales and Maturities				\$896,002.78	-\$1,878.23

## Combined Bond Maturities

LESS THAN 1 YEAR	1 - 4 YEARS	5 - 9 YEARS	10 OR MORE YEARS	
\$969,266.46	\$2,758,449.45	\$1,560,869.80	\$0.00	

## List of Bonds

DESCRIPTION	MARKET VALUE AS OF 2/28/2022	YIELD TO MATURITY	DESCRIPTION	MARKET VALUE AS OF 2/28/2022	YIELD TO MATURITY
FORSYTH COUNTY NORTH CAROLINA 07/01/2022	121,759.20	0.69	MECKLENBURG CNTY NORTH CAROLI 09/01/2028	149,012.50	1.29
DURHAM NORTH CAROLINA 09/01/2022	127,708.25	0.72	WAKE CNTY NORTH CAROLINA LTD 09/01/2028	114,158.00	1.35
JOHNSTON CNTY NORTH CAROLINA 02/01/2023	108,820.00	0.84	NORTH CAROLINA STATE LTD OBL 09/01/2028	143,252.50	1.36
FORSYTH CNTY NORTH CAROLINA 09/01/2023	104,117.00	0.86	UNION CNTY NORTH CAROLINA 09/01/2028	145,033.75	1.32
GUILFORD CNTY NORTH CAROLINA 03/01/2023	104,188.00	0.86	RANDOLPH CNTY NORTH CAROLINA 10/01/2028	144,700.00	1.44
LEE CNTY NORTH CAROLINA LIMIT 05/01/2023	130,790.00	1.02	GASTON CNTY NORTH CAROLINA 02/01/2027	146,026.25	1.44
CHARLOTTE NORTH CAROLINA WTR 07/01/2023	131,760.00	0.93	FAYETTEVILLE NORTH CAROLINA P 09/01/2027	146,273.75	1.46
ORANGE CNTY NORTH CAROLINA 11/15/2023	133,310.00	1.07	DURHAM NORTH CAROLINA LTD OBL 04/01/2027	117,309.00	1.46
JOHNSTON CNTY NORTH CAROLINA 02/01/2024	144,810.45	1.17	JACKSONVILLE NORTH CAROLINA E 05/01/2027	123,364.50	1.47
FAYETTEVILLE NORTH CAROLINA P 09/01/2024	107,514.00	1.20	UNION CNTY NORTH CAROLINA ENT 06/01/2027	117,779.00	1.47
ORANGE CNTY NORTH CAROLINA 04/01/2024	132,355.00	1.14	FORSYTH CNTY NORTH CAROLINA 12/01/2027	148,555.00	1.49
FORSYTH CNTY NORTH CAROLINA 07/01/2024	108,814.00	1.17	MOORE CNTY NORTH CAROLINA 12/01/2027	131,072.70	1.51
IREDELL CNTY NORTH CAROLINA 10/01/2024	148,096.66	1.19	FRANKLIN CNTY NORTH CAROLINA 09/01/2028	126,123.90	1.59
APEX COUNTY NORTH CAROLINA 09/01/2025	138,818.75	1.24	ASHEVILLE NORTH CAROLINA LIMIT 04/01/2028	126,458.25	4.92
WAKE NORTH CAROLINA 06/01/2025	139,575.00	1.26	NORTH CAROLINA STATE 06/01/2028	161,115.00	1.49
CARY NORTH CAROLINA 09/01/2025	139,790.00	1.26	CARY NORTH CAROLINA 09/01/2029	142,787.80	1.57
NORTH CAROLINA STATE 06/01/2025	145,981.60	1.28	FORSYTH CNTY NORTH CAROLINA 03/01/2030	118,111.00	1.58
RALEIGH NORTH CAROLINA 09/01/2025	112,798.00	1.27	SURRY CNTY NORTH CAROLINA LIM 10/01/2030	119,031.90	1.76

112 of 275



Statement Period  
February 1, 2022 - February 28, 2022

Combined Account Number

**Combined Statement**

**Combined Activity Detail**

TRANSACTION DESCRIPTION	DATE	NO. OF SHARES/PAR VALUE	INCOME CASH	PRINCIPAL CASH	TAX COST BASIS
<b>STATEMENT BEGINNING BALANCE</b>	2/1/2022		\$988,043.28	-\$988,043.28	\$12,376,678.39
CASH RECEIPT OF DIVIDEND EARNED ON TRUIST BK TRUST DEP ACCOUNT-WEALTH DIVIDEND FROM 1/1/22 TO 1/31/22 Acct: 1162032741 Acct: 1162032656	2/1/2022		4.91 4.04 0.67		
CASH RECEIPT OF INTEREST EARNED ON CARY NC V-W 0.070% 6/01/27 \$0.000038461 PV ON 100,000 PAR VALUE DUE 2/1/22 Acct: 1162032656	2/1/2022	100,000.00 100,000.00	3.64 3.64		
AMORTIZED PREMIUM ON GASTON CNTY NC 5.000% 2/01/27 FED BASIS DECREASED BY \$2,660.63 TO \$152,066.46 2/1/22 CURRENT YEAR AMORTIZATION Acct: 1162032656	2/1/2022	125,000.00 125,000.00			-2,660.63 -2,660.63
CASH RECEIPT OF INTEREST EARNED ON GASTON CNTY NC 5.000% 2/01/27 \$0.02541 PV ON 125,000 PAR VALUE DUE 2/1/22 Acct: 1162032656	2/1/2022	125,000.00 125,000.00	3,125.00 3,125.00		
AMORTIZED PREMIUM ON JOHNSTON CNTY NC 5.000% 2/01/24 FED BASIS DECREASED BY \$2,723.74 TO \$146,014.78 2/1/22 CURRENT YEAR AMORTIZATION Acct: 1162032656	2/1/2022	136,000.00 136,000.00			-2,723.74 -2,723.74
CASH RECEIPT OF INTEREST EARNED ON JOHNSTON CNTY NC 5.000% 2/01/24 \$0.02541 PV ON 136,000 PAR VALUE DUE 2/1/22 Acct: 1162032656	2/1/2022	136,000.00 136,000.00	3,875.00 3,875.00		
AMORTIZED PREMIUM ON JOHNSTON CNTY NC 5.000% 2/01/23 FED BASIS DECREASED BY \$1,738.86 TO \$103,616.03 2/1/22 CURRENT YEAR AMORTIZATION	2/1/2022	100,000.00			-1,738.86

113 of 275



Statement Period

February 1, 2022 - February 28, 2022

Combined Account Number

# Combined Statement

## Combined Activity Detail - continued

TRANSACTION DESCRIPTION	DATE	NO. OF SHARES/PAR VALUE	INCOME CASH	PRINCIPAL CASH	TAX COST BASIS
Acct: 1152032859		100,000.00			-1,798.99
CASH RECEIPT OF INTEREST EARNED ON JOHNSTON CNTY INC 5.000% 2/01/23 \$0.025/\$1 PV ON 100,000 PAR VALUE DUE 2/1/22 Acct: 1152032859	2/1/2022	100,000.00	2,500.00		
CASH RECEIPT OF DIVIDEND EARNED ON GENERAL DYNAMICS CORP \$1.18/SHARE ON 261 SHARES DUE 2/4/22 Acct: 1152032741	2/4/2022	261.00	310.59		
CASH DISBURSEMENT ADR ISSUE FEE VODAFONE GROUP PLC SPONS ADR ADR FEE OF 0.0125 PER SHARE DUE 02/04/22 Acct: 1152032741	2/4/2022		-20.76		
CASH RECEIPT OF DIVIDEND EARNED ON VODAFONE GROUP PLC SPONS ADR \$0.505619/SHARE ON 1,881 SHARES DUE 2/4/22 Acct: 1152032741	2/4/2022	1,881.00	839.82		
CASH RECEIPT OF DIVIDEND EARNED ON ISHARES NATIONAL MUNI BOND ETF \$0.158198/SHARE ON 6,188 SHARES DUE 2/7/22 Acct: 1152032741	2/7/2022	6,188.00	978.56		
CASH RECEIPT OF DIVIDEND EARNED ON PNC FINL SVCS GROUP INC \$1.25/SHARE ON 508 SHARES DUE 2/5/22 Acct: 1152032741	2/7/2022	508.00	635.00		
CASH RECEIPT OF DIVIDEND EARNED ON DEERE & CO \$1.05/SHARE ON 360 SHARES DUE 2/8/22 Acct: 1152032741	2/8/2022	360.00	378.00		
RECEIVED ACCRUED INTEREST ON SALE OF CARY NC V-W 0.070% 6/01/27 Acct: 1152032859	2/8/2022		2.66		

114 of 275



Statement Period  
February 1, 2022 - February 28, 2022

Combined Account Number

**Combined Statement**

**Combined Activity Detail - continued**

TRANSACTION DESCRIPTION	DATE	NO. OF SHARES/PAR VALUE	INCOME CASH	PRINCIPAL CASH	TAX COST BASIS
SOLD 100,000 PAR VALUE OF GARY NG V-W 0.070% 6/01/27 TRADE DATE 2/7/22 SOLD THROUGH CHASE SECURITIES, INC. SOLD ON THE OTC BULLETIN BOARD SOLD INTEREST \$2.68 NON-TAXABLE TO FEDERAL AND STATE 100,000 PAR VALUE AT 100 % Acct: 1152032741	2/9/2022	100,000.00 100,000.00		100,000.00 100,000.00	-100,000.00 -100,000.00
CASH RECEIPT OF DIVIDEND EARNED ON LENNAR CORP-CL A \$0.375 SHARE ON 728 SHARES DUE 2/10/22 Acct: 1152032741	2/10/2022	728.00 728.00	273.00 273.00		
CASH DISBURSEMENT PAID TO NO ONE MISCELLANEOUS EXPENSE GTS FEE OF 4% ON RECOVERY AMT CUSIP G51502105 DIV/INT PD 10/15/21 Acct: 1152032741	2/11/2022			-8.80 -3.30	
CASH DISBURSEMENT PAID TO NO ONE MISCELLANEOUS EXPENSE GTS FEE OF 4% ON RECOVERY AMT CUSIP 171299108 DIV/INT PD 9/14/21 Acct: 1152032741	2/11/2022			-0.16 -0.16	
CASH DISBURSEMENT PAID TO NO ONE MISCELLANEOUS EXPENSE GTS FEE OF 4% ON RECOVERY AMT CUSIP 904604204 DIV/INT PD 9/13/21 Acct: 1152032741	2/11/2022			-0.11 -0.11	
CASH DISBURSEMENT PAID TO NO ONE MISCELLANEOUS EXPENSE GTS FEE OF 4% ON RECOVERY AMT CUSIP G0176J109 DIV/INT PD 9/30/21 Acct: 1152032741	2/11/2022			-1.10 -1.10	



Statement Period  
February 1, 2022 - February 28, 2022

Combined Account Number

# Combined Statement

## Combined Activity Detail - continued

TRANSACTION DESCRIPTION	DATE	NO. OF SHARES/PAR VALUE	INCOME CASH	PRINCIPAL CASH	TAX COST BASIS
CASH DISBURSEMENT PAID TO NO ONE MISCELLANEOUS EXPENSE GTS FEE OF 4% ON RECOVERY AMT CUSIP 136375102 DIV/INT PD 9/28/21 Acct: 1162032741	2/11/2022			-0.15 -0.15	
CASH DISBURSEMENT PAID TO NO ONE MISCELLANEOUS EXPENSE GTS FEE OF 4% ON RECOVERY AMT CUSIP 28250N105 DIV/INT PD 9/1/21 Acct: 1162032741	2/11/2022			-1.30 -1.30	
CASH DISBURSEMENT PAID TO NO ONE MISCELLANEOUS EXPENSE GTS FEE OF 4% ON RECOVERY AMT CUSIP 501173207 DIV/INT PD 9/8/21 Acct: 1162032741	2/11/2022			-0.19 -0.19	
CASH DISBURSEMENT PAID TO NO ONE MISCELLANEOUS EXPENSE GTS FEE OF 4% ON RECOVERY AMT CUSIP G5980L108 DIV/INT PD 10/15/21 Acct: 1162032741	2/11/2022			-3.30 -3.30	
INVESTMENT IN CROWN CASTLE INTL CORP REIT BALANCE DECREASED BY \$165.89 TO \$32,734.87 FED BASIS DECREASED BY \$165.89 TO \$92,734.87 THROUGH TAX FREE RETURN OF CAPITAL NO CASH RECEIVED RECLASS BY CORP OF PRIOR YR INCOME PAID 06/30/21 Acct: 1162032741	2/11/2022		304.00 304.00		-165.89 -165.89

116 of 275



Statement Period  
February 1, 2022 - February 28, 2022

Combined Account Number

**Combined Statement**

**Combined Activity Detail - continued**

TRANSACTION DESCRIPTION	DATE	NO. OF SHARES/PAR VALUE	INCOME CASH	PRINCIPAL CASH	TAX COST BASIS
<b>INVESTMENT IN CROWN CASTLE INTL CORP REIT</b>					
BALANCE DECREASED BY \$168.89 TO \$32,566.98					
FED BASIS DECREASED BY \$168.89 TO \$32,988.98					
THROUGH TAX FREE RETURN OF CAPITAL					
NO CASH RECEIVED					
RECLASS BY CORP OF PRIOR YR INCOME PAID 08/30/21	2/11/2022	304.00			-168.89
Acct: 1152032741		304.00			-168.89
<b>INVESTMENT IN CROWN CASTLE INTL CORP REIT</b>					
BALANCE DECREASED BY \$163.35 TO \$32,385.63					
FED BASIS DECREASED BY \$163.35 TO \$32,988.63					
THROUGH TAX FREE RETURN OF CAPITAL					
NO CASH RECEIVED					
RECLASS BY CORP OF PRIOR YR INCOME PAID 12/8/21	2/11/2022	304.00			-163.35
Acct: 1152032741		304.00			-163.35
<b>INVESTMENT IN SUN COMMUNITIES INC REIT</b>					
BALANCE DECREASED BY \$43.87 TO \$17,955.45					
FED BASIS DECREASED BY \$43.87 TO \$17,965.45					
THROUGH TAX FREE RETURN OF CAPITAL					
NO CASH RECEIVED					
RECLASS BY CORP OF PRIOR YR INCOME PAID 07/15/21	2/11/2022	179.00			-43.87
Acct: 1152032741		179.00			-43.87
<b>INVESTMENT IN SUN COMMUNITIES INC REIT</b>					
BALANCE DECREASED BY \$43.87 TO \$17,911.58					
FED BASIS DECREASED BY \$43.87 TO \$17,911.58					
THROUGH TAX FREE RETURN OF CAPITAL					
NO CASH RECEIVED					
RECLASS BY CORP OF PRIOR YR INCOME PAID 10/15/21	2/11/2022	179.00			-43.87
Acct: 1152032741		179.00			-43.87
<b>CASH RECEIPT OF DIVIDEND EARNED ON ABBVIE INC</b>					
\$1.41/SHARE ON 757 SHARES DUE 2/15/22	2/15/2022	757.00	1,067.37		
Acct: 1152032741		757.00	1,067.37		

117 of 275



Statement Period

February 1, 2022 - February 28, 2022

Combined Account Number

# Combined Statement

## Combined Activity Detail - continued

TRANSACTION DESCRIPTION	DATE	NO. OF SHARES/PAR VALUE	INCOME CASH	PRINCIPAL CASH	TAX COST BASIS
CASH RECEIPT OF DIVIDEND EARNED ON COLGATE PALMOLIVE CO \$0.46/SHARE ON 422 SHARES DUE 2/15/22 Acct: 1152032741	2/15/2022	422.00	189.90		
CASH RECEIPT OF DIVIDEND EARNED ON PROCTER & GAMBLE CO \$0.699/SHARE ON 719 SHARES DUE 2/15/22 Acct: 1152032741	2/15/2022	719.00	625.39		
CASH RECEIPT OF DIVIDEND EARNED ON BOK FINANCIAL CORPORATION \$0.53/SHARE ON 273 SHARES DUE 2/23/22 Acct: 1152032741	2/23/2022	273.00	144.69		
SOLD 524 SHARES OF MEDTRONIC PLC TRADE DATE 2/22/22 SOLD THROUGH COWEN & COMPANY LLC PAID \$7.86 BROKERAGE PAID \$0.28 SEC FEE TAXABLE TO FEDERAL AND STATE 524 SHARES AT \$104.08 Acct: 1152032741	2/24/2022			54,503.58	-50,699.33
SOLD 2,880.165 SHARES OF INVESCO DEVELOPING MARKETS FUND TRADE DATE 2/23/22 TAXABLE TO FEDERAL AND STATE 2,880.165 SHARES AT \$48.40 Acct: 1152032741	2/24/2022			125,000.00	-119,100.68
SOLD 470 SHARES OF ALIBABA GROUP HOLDING LTD SPONS ADR TRADE DATE 2/22/22 SOLD THROUGH UBS WARBURG PAID \$3.58 BROKERAGE PAID \$0.28 SEC FEE TAXABLE TO FEDERAL AND STATE 470 SHARES AT \$113.8942 Acct: 1152032741	2/24/2022			53,621.76	-75,116.37
				125,000.00	-119,100.68
				53,621.76	-75,116.37



Statement Period

February 1, 2022 - February 28, 2022

Combined Account Number

# Combined Statement

## Combined Activity Detail - continued

TRANSACTION DESCRIPTION	DATE	NO. OF SHARES/PAR VALUE	INCOME CASH	PRINCIPAL CASH	TAX COST BASIS
SOLD 158 SHARES OF AMERICAN ELEC PWR INC TRADE DATE 2/22/22 SOLD THROUGH STUART FRANKEL & CO. INC. PAID \$2.37 BROKERAGE PAID \$0.07 SEC FEE TAXABLE TO FEDERAL AND STATE 158 SHARES AT \$88.0564 Acct: 1152032741	2/24/2022	158.00 158.00		18,594.47 18,594.47	-13,512.22 -13,512.22
SOLD 244 SHARES OF AMGEN INC TRADE DATE 2/22/22 SOLD THROUGH CANTOR FITZGERALD & CO. PAID \$1.38 BROKERAGE PAID \$0.28 SEC FEE TAXABLE TO FEDERAL AND STATE 244 SHARES AT \$222.5367 Acct: 1152032741	2/24/2022	244.00 244.00		54,297.33 54,297.33	-50,300.89 -50,300.89
SOLD 148 SHARES OF CHEVRON CORP TRADE DATE 2/22/22 SOLD THROUGH CANTOR FITZGERALD & CO. PAID \$1.11 BROKERAGE PAID \$0.10 SEC FEE TAXABLE TO FEDERAL AND STATE 148 SHARES AT \$131.9588 Acct: 1152032741	2/24/2022	148.00 148.00		19,588.40 19,588.40	-18,425.48 -18,425.48
SOLD 1,698 SHARES OF ELANCO ANIMAL HEALTH INC TRADE DATE 2/22/22 SOLD THROUGH STUART FRANKEL & CO. INC. PAID \$24.57 BROKERAGE PAID \$0.22 SEC FEE TAXABLE TO FEDERAL AND STATE 1,698 SHARES AT \$25.552 Acct: 1152032741	2/24/2022	1,698.00 1,698.00		42,451.83 42,451.83	-37,985.05 -37,985.05

119 of 275



Statement Period

February 1, 2022 - February 28, 2022

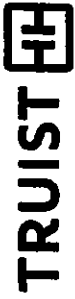
Combined Account Number

# Combined Statement

## Combined Activity Detail - continued

TRANSACTION DESCRIPTION	DATE	NO. OF SHARES/PAR VALUE	INCOME CASH	PRINCIPAL CASH	TAX COST BASIS
SOLD 335 SHARES OF FANUC CORP UNSPONS ADR TRADE DATE 2/22/22 SOLD THROUGH CANTOR FITZGERALD & CO. PAID \$2.52 BROKERAGE PAID \$0.03 SEC FEE SOLD ON THE OTC BULLETIN BOARD TAXABLE TO FEDERAL AND STATE 335 SHARES AT \$18.88 Acct: 1182032858	2/24/2022	335.00 335.00		6,322.25 6,322.25	-6,742.71 -6,742.71
PAID ACCRUED INTEREST ON PURCHASE OF FORSYTH CNTY NC 4.000% 3/01/80 Acct: 1182032858	2/24/2022		-1,922.22 -1,922.22		
PURCHASED 100,000 PAR VALUE OF FORSYTH CNTY NC 4.000% 3/01/80 TRADE DATE 2/22/22 PURCHASED THROUGH BONY/TORONTO DOMINION SECS PURCHASE INTEREST \$1,922.22 NON-TAXABLE TO FEDERAL AND STATE 100,000 PAR VALUE AT 117.912 % Acct: 1182032858	2/24/2022	100,000.00 100,000.00		-117,912.00 -117,912.00	117,912.00 117,912.00
SOLD 123 SHARES OF GENERAL DYNAMICS CORP TRADE DATE 2/22/22 SOLD THROUGH CANTOR FITZGERALD & CO. PAID \$0.92 BROKERAGE PAID \$0.14 SEC FEE SOLD ON THE OTC BULLETIN BOARD TAXABLE TO FEDERAL AND STATE 123 SHARES AT \$217.2144 Acct: 1182032741	2/24/2022	123.00 123.00		26,716.31 26,716.31	-24,731.05 -24,731.05
SOLD 820 SHARES OF GILEAD SCIENCES INC TRADE DATE 2/22/22 SOLD THROUGH STUART FRANKEL & CO. INC. PAID \$12.30 BROKERAGE PAID \$0.28 SEC FEE TAXABLE TO FEDERAL AND STATE 820 SHARES AT \$91.0861	2/24/2022	820.00		60,086.24	-62,978.37

120 of 275



Statement Period  
February 1, 2022 - February 28, 2022

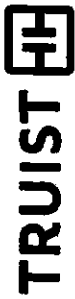
Combined Account Number

**Combined Statement**

**Combined Activity Detail - continued**

TRANSACTION DESCRIPTION	DATE	NO. OF SHARES/PAR VALUE	INCOME CASH	PRINCIPAL CASH	TM COST BASIS
Acc#: 1152032741		820.00		80,086.24	-52,878.97
SOLD 34 SHARES OF ILLUMINA INC					
TRADE DATE 2/22/22					
SOLD THROUGH GOLDMAN, SACHS & CO.					
PAID \$0.28 BROKERAGE		34.00		10,975.22	-12,885.26
PAID \$0.08 SEC FEE					
TAXABLE TO FEDERAL AND STATE					
34 SHARES AT \$322.61	2/24/2022	34.00		16,975.22	-12,885.26
Acc#: 1152032741					
SOLD 245 SHARES OF INTL BUSINESS MACHINES CORP					
TRADE DATE 2/22/22					
SOLD THROUGH CANTOR FITZGERALD & CO.					
PAID \$1.94 BROKERAGE					
PAID \$0.16 SEC FEE					
SOLD ON THE OTC BULLETIN BOARD					
TAXABLE TO FEDERAL AND STATE					
245 SHARES AT \$124.1682	2/24/2022	245.00		30,419.21	-26,319.73
Acc#: 1152032741					
SOLD 61 SHARES OF MERCK & CO INC					
TRADE DATE 2/22/22					
SOLD THROUGH GOLDMAN, SACHS & CO.					
PAID \$0.46 BROKERAGE					
PAID \$0.03 SEC FEE					
SOLD ON THE OTC BULLETIN BOARD					
TAXABLE TO FEDERAL AND STATE					
61 SHARES AT \$78.0902	2/24/2022	61.00		4,641.01	-4,688.90
Acc#: 1152032741					
SOLD 1,761 SHARES OF MITSUBISHI UFJ FINANCIAL-SPONS ADR					
TRADE DATE 2/22/22					
SOLD THROUGH INTL TRADING INC.					
PAID \$28.42 BROKERAGE					
PAID \$0.06 SEC FEE					
SOLD ON THE OTC BULLETIN BOARD					
TAXABLE TO FEDERAL AND STATE					
1,761 SHARES AT \$6.875	2/24/2022	1,761.00		11,189.90	-10,814.16

121 of 275



Statement Period  
February 1, 2022 - February 28, 2022

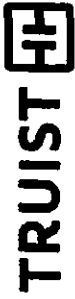
Combined Account Number

**Combined Statement**

**Combined Activity Detail - continued**

TRANSACTION DESCRIPTION	DATE	NO. OF SHARES/PAR VALUE	INCOME CASH	PRINCIPAL CASH	TAX COST BASIS
Acc#: 1162032741		1,761.00		11,169.60	-10,614.16
SOLD 106 SHARES OF NOVARTIS AG SPONS ADR TRADE DATE 2/22/22 SOLD THROUGH CANTOR FITZGERALD & CO. PAID \$0.60 BROKERAGE PAID \$0.96 SEC FEE SOLD ON THE OTC BULLETIN BOARD TAXABLE TO FEDERAL AND STATE 106 SHARES AT \$65.81 Acc#: 1162032741	2/24/2022	106.00		9,105.61	-8,997.67
SOLD 43 SHARES OF NOVOCYMES A6 UNSPONS ADR TRADE DATE 2/22/22 SOLD THROUGH CANTOR FITZGERALD & CO. PAID \$0.38 BROKERAGE PAID \$0.01 SEC FEE SOLD ON THE OTC BULLETIN BOARD TAXABLE TO FEDERAL AND STATE 43 SHARES AT \$59.70 Acc#: 1162032741	2/24/2022	43.00		2,568.76	-2,967.15
SOLD 62 SHARES OF LUKOIL PJSC SPONS ADR TRADE DATE 2/22/22 SOLD THROUGH CANTOR FITZGERALD & CO. PAID \$0.47 BROKERAGE PAID \$0.08 SEC FEE SOLD ON THE OTC BULLETIN BOARD TAXABLE TO FEDERAL AND STATE 62 SHARES AT \$75.60 Acc#: 1162032741	2/24/2022	62.00		4,686.70	-4,972.09
SOLD 661 SHARES OF RPM INTERNATIONAL INC TRADE DATE 2/22/22 SOLD THROUGH STUART FRANKEL & CO. INC. PAID \$0.92 BROKERAGE PAID \$0.29 SEC FEE TAXABLE TO FEDERAL AND STATE 661 SHARES AT \$95.1824	2/24/2022	661.00		56,285.96	-53,544.26

122 of 275



Statement Period

February 1, 2022 - February 28, 2022

Combined Account Number

# Combined Statement

## Combined Activity Detail - continued

TRANSACTION DESCRIPTION	DATE	NO. OF SHARES/PAR VALUE	INCOME CASH	PRINCIPAL CASH	TAX/DIST BASIS
Acc#: 1152032741		661.00		59,295.96	-59,544.28
SOLD 220 SHARES OF SEI INVESTMENTS COMPANY					
TRADE DATE 2/29/22					
SOLD THROUGH CANTOR FITZGERALD & CO.					
PAID \$1.66 BROKERAGE					
PAID \$0.07 SEC FEE					
SOLD ON THE OTC BULLETIN BOARD		220.00		12,918.18	-19,631.82
TAXABLE TO FEDERAL AND STATE	2/24/2022	220.00		12,918.18	-19,631.82
220 SHARES AT \$58.7268					
Acc#: 1152032741					
SOLD 169 SHARES OF SALESFORCE COM INC					
TRADE DATE 2/22/22					
SOLD THROUGH CANTOR FITZGERALD & CO.					
PAID \$1.27 BROKERAGE					
PAID \$0.17 SEC FEE					
SOLD ON THE OTC BULLETIN BOARD		169.00		33,289.87	-34,411.32
TAXABLE TO FEDERAL AND STATE	2/24/2022	169.00		33,289.87	-34,411.32
169 SHARES AT \$196.99					
Acc#: 1152032741					
SOLD 48 SHARES OF SAP SE SPONS ADR					
TRADE DATE 2/22/22					
SOLD THROUGH GOLDMAN, SACHS & CO.					
PAID \$0.36 BROKERAGE					
PAID \$0.08 SEC FEE					
SOLD ON THE OTC BULLETIN BOARD		48.00		5,471.13	-6,071.59
TAXABLE TO FEDERAL AND STATE	2/24/2022	48.00		5,471.13	-6,071.59
48 SHARES AT \$113.99					
Acc#: 1152032741					

123 of 275



Statement Period

February 1, 2022 - February 28, 2022

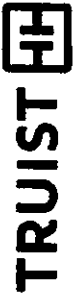
Combined Account Number

# Combined Statement

## Combined Activity Detail - continued

TRANSACTION DESCRIPTION	DATE	NO. OF SHARES/PAR VALUE	INCOME CASH	PRINCIPAL CASH	TAX COST BASIS
SOLD 89 SHARES OF 3M CO TRADE DATE 2/22/22 SOLD THROUGH GOLDMAN, SACHS & CO. PAID \$0.67 BROKERAGE PAID \$0.07 SEC FEE SOLD ON THE OTC BULLETIN BOARD TAXABLE TO FEDERAL AND STATE 89 SHARES AT \$147.92 Acct: 1152032741	2/24/2022	89.00		18,110.74	-19,274.91
SOLD 1,062 SHARES OF TWITTER INC TRADE DATE 2/22/22 SOLD THROUGH STUART FRANKEL & CO. INC. PAID \$15.93 BROKERAGE PAID \$0.19 SEC FEE TAXABLE TO FEDERAL AND STATE 1,062 SHARES AT \$93.9366 Acct: 1152032741	2/24/2022	1,062.00		\$5,987.95	-\$0,789.90
SOLD 237 SHARES OF TYSON FOODS INC CL A TRADE DATE 2/22/22 SOLD THROUGH CANTOR FITZGERALD & CO. PAID \$1.78 BROKERAGE PAID \$0.12 SEC FEE SOLD ON THE OTC BULLETIN BOARD TAXABLE TO FEDERAL AND STATE 237 SHARES AT \$92.55 Acct: 1152032741	2/24/2022	237.00		21,932.45	-20,058.12
SOLD 261 SHARES OF UNICHARM CORP SPONS ADR TRADE DATE 2/22/22 SOLD THROUGH CANTOR FITZGERALD & CO. PAID \$2.11 BROKERAGE PAID \$0.02 SEC FEE SOLD ON THE OTC BULLETIN BOARD TAXABLE TO FEDERAL AND STATE 261 SHARES AT \$7.51 Acct: 1152032741	2/24/2022	261.00		2,108.18	-2,030.28
				21,932.45	-20,058.12
				2,108.18	-2,030.28
				21,932.45	-20,058.12
				2,108.18	-2,030.28

124 of 275



Statement Period

February 1, 2022 - February 28, 2022

Combined Account Number

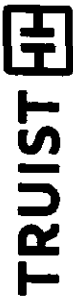
[REDACTED]

Combined Statement

Combined Activity Detail - continued

TRANSACTION DESCRIPTION	DATE	NO. OF SHARES/PAR VALUE	INCOME CASH	PRINCIPAL CASH	TAX COST BASIS
SOLD 1,567 SHARES OF UNILEVER PLC SPONS ADR TRADE DATE 2/22/22					
SOLD THROUGH STUART FRANKEL & CO. INC. PAID \$23.51 BROKERAGE PAID \$0.42 SEC FEE	2/24/2022	1,567.00		80,458.74	-87,768.55
TAXABLE TO FEDERAL AND STATE 1,567 SHARES AT \$51.9578 Acct: 1152032741		1,567.00		80,458.74	-87,768.55
SOLD 49 SHARES OF VISA INC CL A TRADE DATE 2/22/22					
SOLD THROUGH GOLDMAN, SACHS & CO. PAID \$0.37 BROKERAGE PAID \$0.06 SEC FEE	2/24/2022	49.00		10,892.76	-10,008.58
TAXABLE TO FEDERAL AND STATE 49 SHARES AT \$222.31 Acct: 1152032741		49.00		10,892.76	-10,008.58
SOLD 16 SHARES OF WORKDAY INC-CLASS A TRADE DATE 2/22/22					
SOLD THROUGH GOLDMAN, SACHS & CO. PAID \$0.12 BROKERAGE PAID \$0.02 SEC FEE	2/24/2022	16.00		3,528.42	-3,368.64
TAXABLE TO FEDERAL AND STATE 16 SHARES AT \$220.41 Acct: 1152032741		16.00		3,528.42	-3,368.64
CASH RECEIPT OF DIVIDEND EARNED ON CAPITAL ONE FINANCIAL CORP \$0.60/SHARE ON 450 SHARES DUE 2/25/22 Acct: 1152032741	2/25/2022	450.00	270.00		
CASH RECEIPT OF DIVIDEND EARNED ON OSHKOSH CORP \$0.57/SHARE ON 688 SHARES DUE 2/25/22 Acct: 1152032741	2/25/2022	688.00	254.56		

125 of 275



Statement Period  
February 1, 2022 - February 28, 2022

Combined Account Number

# Combined Statement

## Combined Activity Detail - continued

TRANSACTION DESCRIPTION	DATE	NO. OF SHARES/PAR VALUE	INCOME CASH	PRINCIPAL CASH	TAX COST BASIS
CASH RECEIPT OF DIVIDEND EARNED ON STARBUCKS CORP \$0.46/SHARE ON 644 SHARES DUE 2/28/22 Acct: 1162032741	2/28/2022	644.00	315.58		
CASH DISBURSEMENT PAID TO BB&T LOC BENEFICIARY DISTRIBUTION PAID FOR KELLY KATHLEEN DAUGHTRY PAYMENT TO LOC #0861-7001 Acct: 1162032741	2/28/2022			-1,000,165.12	
TRUIST MGMT FEES POSTED THRU 02/28/2022 Acct: 1162032741	2/28/2022		-4,615.32		
COMBINED PURCHASES FOR THE PERIOD 2/1/22 - 2/28/22 OF TRUIST BK TRUST DEP ACCOUNT-WEALTH	2/28/2022	910,250.22		-910,250.22	910,250.22
COMBINED SALES FOR THE PERIOD 2/1/22 - 2/28/22 OF TRUIST BK TRUST DEP ACCOUNT-WEALTH	2/28/2022	910,250.22		-910,250.22	910,250.22
CASH RECEIPT OF DIVIDEND EARNED ON AMERIPRISE FINANCIAL INC \$1.13/SHARE ON 307 SHARES DUE 2/28/22 Acct: 1162032741	2/28/2022	307.00	346.91		
STATEMENT ENDING BALANCE	2/28/2022		\$985,125.56	-\$685,125.56	\$11,374,882.51

126 of 275





Statement Period

January 1, 2022 - January 31, 2022

Combined Account Number

# Combined Statement

## Combined Portfolio Detail

ASSET DESCRIPTION	NL OF SHARES/ PAR VALUE	UNIT PRICE	MARKET VALUE	PERCENT OF PORTFOLIO	TAX COST BASIS	ESTIMATED ANNUAL INCOME	ACCRUED INCOME	YIELD AT MARKET
<b>Bonds - continued</b>								
Acc: 1152032859	125,000,000	112.728	140,907.50	0.89	149,894.78	6,250	1,041.67	4.44
ASHEVILLE NORTH CAROLINA LIMITED								
REVENUE BONDS								
DTD: 08/27/2012 5.000% 04/01/2028								
PRIEREFUNDED 4.01/22 @ 100	125,000,000	100.767	125,958.75	0.80	126,888.87	6,250	2,083.33	4.96
CUSIP: 044087AF10 BOND RATING: AA1								
YIELD TO MATURITY 4.836								
Acc: 1152032858	125,000,000	100.767	125,958.75	0.80	126,888.87	6,250	2,083.33	4.96
CARY NORTH CAROLINA								
GENERAL OBLIGATION								
DTD: 05/04/2011 VAR CPN 08/01/2027	100,000,000	100.000	100,000.00	0.63	100,000.00	70	3.45	0.07
CALLABLE								
CUSIP: 147051SF4 BOND RATING: VMIG								
YIELD TO MATURITY 0.070								
Acc: 1152032858	100,000,000	100.000	100,000.00	0.63	100,000.00	70	3.45	0.07
CARY NORTH CAROLINA								
GENERAL OBLIGATION								
DTD: 10/11/2017 5.000% 08/01/2025	125,000,000	112.656	140,820.00	0.89	138,421.68	6,250	1,041.67	4.44
NON CALLABLE								
CUSIP: 147051WE2 BOND RATING: AAA								
YIELD TO MATURITY 1.121								
Acc: 1152032858	125,000,000	112.656	140,820.00	0.89	138,421.68	6,250	1,041.67	4.44
CARY NORTH CAROLINA								
GENERAL OBLIGATION								
DTD: 08/20/2021 5.000% 08/01/2028	115,000,000	124.988	143,737.95	0.91	152,117.40	5,750	2,092.36	4.00
NON CALLABLE								
CUSIP: 147051YG5 BOND RATING: AAA								
YIELD TO MATURITY 1.505								
Acc: 1152032859	115,000,000	124.988	143,737.95	0.91	152,117.40	5,750	2,092.36	4.00
CHARLOTTE NORTH CAROLINA WTR & SWR								
WATER REVENUE								
DTD: 08/27/2015 5.000% 07/01/2023	125,000,000	106.009	132,611.25	0.84	130,187.68	6,250	520.83	4.72
NON CALLABLE								
CUSIP: 161046MJ5 BOND RATING: AAA								
YIELD TO MATURITY 0.728								

128 of 275



Statement Period  
January 1, 2022 - January 31, 2022

Combined Account Number

# Combined Statement

## Combined Portfolio Detail

ASSET DESCRIPTION	NO. OF SHARES/ PAR VALUE	UNIT PRICE	MARKET VALUE	PERCENT OF PORTFOLIO	TAX COST BASIS	ESTIMATED ANNUAL INCOME	ACCUMULATED INCOME	YIELD AT MARKET
<b>Bonds - continued</b>								
Acc: 1162032659	125,000.000	108.009	132,611.25	0.84	130,187.69	6,250	620.63	4.72
DURHAM NORTH CAROLINA								
GENERAL OBLIGATION								
DTD 09/04/2016 5.000% 09/01/2022								
NON CALLABLE	125,000.000	102.634	128,292.50	0.81	128,708.84	6,250	2,604.17	4.87
CUSIP: 266778HJ1 BOND RATING: AAA								
YIELD TO MATURITY 0.472								
Acc: 1162032668	125,000.000	102.634	128,292.50	0.81	128,708.84	6,250	2,604.17	4.87
DURHAM NORTH CAROLINA LTD OBLIG REV								
FACILITIES REVENUE								
DTD 05/09/2018 5.000% 04/01/2027								
NON CALLABLE	100,000.000	118.146	118,146.00	0.75	124,368.16	5,000	1,666.67	4.23
CUSIP: 26678PEX4 BOND RATING: AA1								
YIELD TO MATURITY 1.351								
Acc: 1162032659	100,000.000	118.146	118,146.00	0.75	124,368.16	5,000	1,666.67	4.23
FAYETTEVILLE NORTH CAROLINA PUBLIC								
REVENUE BONDS								
DTD 09/11/2014 5.000% 09/01/2024								
NON CALLABLE	100,000.000	108.188	108,188.00	0.68	111,671.47	5,000	2,083.33	4.62
CUSIP: 312808HR8 BOND RATING: AA2								
YIELD TO MATURITY 1.013								
Acc: 1162032668	100,000.000	108.188	108,188.00	0.68	111,671.47	5,000	2,083.33	4.62
FAYETTEVILLE NORTH CAROLINA PUBLIC								
UTILITIES REVENUE								
DTD 12/13/2018 5.000% 03/01/2027								
NON CALLABLE	125,000.000	117.854	147,317.50	0.93	140,306.17	6,250	2,604.17	4.24
CUSIP: 312805KR4 BOND RATING: AA2								
YIELD TO MATURITY 1.353								
Acc: 1162032659	125,000.000	117.854	147,317.50	0.93	140,306.17	6,250	2,604.17	4.24
FORSYTH CNTY NORTH CAROLINA								
GENERAL OBLIGATION								
DTD 01/09/2013 5.000% 07/01/2024								
NON CALLABLE	100,000.000	108.550	108,550.00	0.69	108,640.62	5,000	416.67	4.58
CUSIP: 346823B18 BOND RATING: AAA								
YIELD TO MATURITY 0.991								

129 of 275



Statement Period  
January 1, 2022 - January 31, 2022

Combined Account Number

# Combined Statement

## Combined Portfolio Detail

ASSET DESCRIPTION	NO. OF SHARES/ PAR VALUE	UNIT PRICE	MARKET VALUE	PERCENT OF PORTFOLIO	TAX COST BASIS	ESTIMATED ANNUAL INCOME	ACCRUED INCOME	YIELD AT MARKET
<b>Bonds - continued</b>								
Acc: 1152032859	100,000.000	109.550	109,550.00	0.69	109,640.82	5,000	418.87	4.59
FORSYTH CNTY NORTH CAROLINA								
GENERAL OBLIGATION								
DTD 01/28/2016 5.000% 12/01/2027								
NON CALLABLE	125,000.000	120.308	150,385.00	0.95	142,472.08	6,250	1,041.67	4.16
CUSIP: 346828DY4 BOND RATING: AAA								
YIELD TO MATURITY 1.366								
Acc: 1152032859	125,000.000	120.308	150,385.00	0.95	142,472.08	6,250	1,041.67	4.16
FORSYTH CNTY NORTH CAROLINA								
GENERAL OBLIGATION								
DTD 03/21/2019 5.000% 03/01/2023								
NON CALLABLE	100,000.000	104.673	104,673.00	0.68	104,944.48	5,000	2,083.53	4.78
CUSIP: 346828G54 BOND RATING: AAA								
YIELD TO MATURITY 0.663								
Acc: 1152032859	100,000.000	104.673	104,673.00	0.68	104,944.48	5,000	2,083.53	4.78
FORSYTH COUNTY NORTH CAROLINA								
GENERAL OBLIGATION								
DTD 09/02/2010 5.000% 07/01/2022								
NON CALLABLE	120,000.000	101.904	122,284.80	0.77	121,719.75	6,000	500.00	4.91
CUSIP: 346828W68 BOND RATING: AAA								
YIELD TO MATURITY 0.421								
Acc: 1152032859	120,000.000	101.904	122,284.80	0.77	121,719.75	6,000	500.00	4.91
FRANKLIN CNTY NORTH CAROLINA								
GENERAL OBLIGATION								
DTD 11/07/2017 4.000% 03/01/2028								
NON CALLABLE	110,000.000	114.489	125,937.90	0.80	123,342.84	4,400	1,833.53	3.49
CUSIP: 353154K08 BOND RATING: AA2								
YIELD TO MATURITY 1.499								
Acc: 1152032859	110,000.000	114.489	125,937.90	0.80	123,342.84	4,400	1,833.53	3.49
GASTON CNTY NORTH CAROLINA								
GENERAL OBLIGATION								
DTD 10/29/2020 5.000% 02/01/2027								
NON CALLABLE	125,000.000	117.667	147,083.75	0.93	154,717.09	6,250	3,125.00	4.25
CUSIP: 357296Z12 BOND RATING: AA2								
YIELD TO MATURITY 1.335								

130 of 275



Statement Period  
January 1, 2022 - January 31, 2022

Combined Account Number

**Combined Statement**

**Combined Portfolio Detail**

ASSET DESCRIPTION	NL OF SHARES/ PAR VALUE	UNIT PRICE	MARKET VALUE	PERCENT OF PORTFOLIO	TAX COST BASIS	ESTIMATED ANNUAL INCOME	ACCUMULATED INCOME	YIELD AT MARKET
<b>Bonds - continued</b>								
Acc: 1152032859	125,000,000	117.667	147,063.76	0.63	154,717.09	6,250	3,125.00	4.25
GUILFORD CNTY NORTH CAROLINA								
GENERAL OBLIGATION								
DTD 11/16/2017 5.000% 08/01/2023								
NON CALLABLE	100,000,000	104.686	104,686.00	0.66	105,993.46	5,000	2,083.33	4.78
CUSIP: 401784J79 BOND RATING: AAA								
YIELD TO MATURITY 0.648								
Acc: 1152032859	100,000,000	104.685	104,685.00	0.66	105,993.46	5,000	2,083.33	4.78
IREDELL CNTY NORTH CAROLINA								
GENERAL OBLIGATION								
DTD 10/11/2018 5.000% 10/01/2024								
NON CALLABLE	135,000,000	110.446	149,102.10	0.64	145,394.06	6,750	2,250.00	4.53
CUSIP: 462998JX3 BOND RATING: AAA								
YIELD TO MATURITY 1.019								
Acc: 1152032859	135,000,000	110.446	149,102.10	0.64	146,594.06	6,750	2,250.00	4.63
JACKSONVILLE NORTH CAROLINA ENTERPRI								
WATER REVENUE								
DTD 04/19/2021 5.000% 05/01/2027								
NON CALLABLE	105,000,000	118.326	124,244.40	0.79	128,936.79	5,250	1,312.50	4.23
CUSIP: 469650B50 BOND RATING: AAS								
YIELD TO MATURITY 1.369								
Acc: 1152032859	105,000,000	118.326	124,244.40	0.79	128,936.79	5,250	1,312.50	4.23
JOHNSTON CNTY NORTH CAROLINA								
GENERAL OBLIGATION								
DTD 03/09/2012 5.000% 02/01/2024								
NON CALLABLE	135,000,000	107.914	145,683.90	0.62	148,739.52	6,750	3,375.00	4.63
CUSIP: 478346RL7 BOND RATING: AA1								
YIELD TO MATURITY 0.994								
Acc: 1152032859	135,000,000	107.914	145,683.90	0.62	146,739.52	6,750	3,375.00	4.63
JOHNSTON CNTY NORTH CAROLINA								
GENERAL OBLIGATION								
DTD 06/20/2019 5.000% 02/01/2023								
NON CALLABLE	100,000,000	104.362	104,362.00	0.66	105,254.99	5,000	2,500.00	4.78
CUSIP: 478346JUS BOND RATING: AA1								
YIELD TO MATURITY 0.618								

131 of 275



Statement Period  
January 1, 2022 - January 31, 2022

Combined Account Number

# Combined Statement

## Combined Portfolio Detail

ASSET DESCRIPTION	NO. OF SHARES/ PAR VALUE	UNIT PRICE	MARKET VALUE	PERCENT OF PORTFOLIO	TAX COST BASIS	ESTIMATED ANNUAL INCOME	ACCUMULATED INCOME	YIELD AT MARKET
<b>Bonds - continued</b>								
Acc: 1152032659	100,000.000	104.362	104,362.00	0.66	105,254.69	5,000	2,500.00	4.79
LEE CNTY NORTH CAROLINA LIMITED OBLI REVENUE BONDS								
DTD 06/09/2018 5.000% 05/01/2025	125,000.000	105.162	131,490.00	0.83	130,073.34	6,250	1,562.50	4.75
NON CALLABLE								
CUSIP: 523724AE2 BOND RATING: AAS								
YIELD TO MATURITY 0.816								
Acc: 1152032658	125,000.000	105.162	131,490.00	0.83	130,073.34	6,250	1,562.50	4.75
MECKLENBURG CNTY NORTH CAROLINA GENERAL OBLIGATION								
DTD 06/27/2018 5.000% 03/01/2026	125,000.000	115.248	144,060.00	0.91	139,022.32	6,250	2,604.17	4.34
NON CALLABLE								
CUSIP: 59402WAS BOND RATING: AAA								
YIELD TO MATURITY 1.165								
Acc: 1152032659	125,000.000	115.248	144,060.00	0.91	139,022.32	6,250	2,604.17	4.34
MOORE CNTY NORTH CAROLINA GENERAL OBLIGATION								
DTD 06/11/2018 5.000% 12/01/2027	110,000.000	119.596	131,567.80	0.83	125,182.61	5,500	916.67	4.17
NON CALLABLE								
CUSIP: 615563LH0 BOND RATING: AA1								
YIELD TO MATURITY 1.416								
Acc: 1152032659	110,000.000	119.596	131,567.80	0.83	125,182.61	5,500	916.67	4.17
NORTH CAROLINA STATE GENERAL OBLIGATION								
DTD 02/20/2013 5.000% 06/01/2025	130,000.000	112.691	146,498.30	0.93	141,878.66	6,500	1,063.33	4.44
NON CALLABLE								
CUSIP: 656256M25 BOND RATING: AAA								
YIELD TO MATURITY 1.111								
Acc: 1152032659	130,000.000	112.691	146,498.30	0.93	141,878.66	6,500	1,063.33	4.44
NORTH CAROLINA STATE GENERAL OBLIGATION								
DTD 06/01/2018 5.000% 06/01/2028	125,000.000	121.600	152,250.00	0.96	146,753.64	6,250	1,041.67	4.10
NON CALLABLE								
CUSIP: 656256S10 BOND RATING: AAA								
YIELD TO MATURITY 1.362								

132 of 275



Statement Period  
January 1, 2022 - January 31, 2022

Combined Account Number

# Combined Statement

## Combined Portfolio Detail

ASSET DESCRIPTION	NO. OF SHARES/ PAR VALUE	UNIT PRICE	MARKET VALUE	PERCENT OF PORTFOLIO	TAX COST BASIS	ESTIMATED ANNUAL INCOME	ACCUMULATED INCOME	YIELD AT MARKET
<b>Bonds - continued</b>								
Acc: 1162032659	125,000.000	121.800	152,250.00	0.96	146,763.64	6,250	1,041.67	4.10
NORTH CAROLINA STATE LTD OBLIG REVENUE BONDS								
DTD 06/08/2017 5.000% 05/01/2026 NON CALLABLE CUSIP: 66826QCV4 BOND RATING: AA1 YIELD TO MATURITY 1.258	125,000.000	115.487	144,298.25	0.91	138,055.91	6,250	1,582.50	4.33
Acc: 1162032659	125,000.000	115.487	144,298.25	0.91	138,055.91	6,250	1,582.50	4.33
ORANGE CNTY NORTH CAROLINA REVENUE BONDS								
DTD 06/24/2021 5.000% 11/15/2023 NON CALLABLE CUSIP: 694569CQ3 BOND RATING: AA1 YIELD TO MATURITY 0.888	125,000.000	107.261	134,101.25	0.85	137,076.04	6,250	1,319.44	4.68
Acc: 1162032659	125,000.000	107.261	134,101.25	0.85	137,076.04	6,250	1,319.44	4.68
ORANGE CNTY NORTH CAROLINA GENERAL OBLIGATION								
DTD 12/28/2012 4.000% 04/01/2024 NON CALLABLE CUSIP: 684609UX6 BOND RATING: AAA YIELD TO MATURITY 0.961	125,000.000	106.500	133,125.00	0.84	130,543.12	5,000	1,666.67	3.76
Acc: 1162032659	125,000.000	106.500	133,125.00	0.84	130,543.12	5,000	1,666.67	3.76
RALEIGH NORTH CAROLINA GENERAL OBLIGATION								
DTD 03/02/2016 5.000% 09/01/2025 NON CALLABLE CUSIP: 751091SL4 BOND RATING: AAA YIELD TO MATURITY 1.126	100,000.000	113.566	113,566.00	0.72	114,927.40	5,000	2,069.33	4.40
Acc: 1162032659	100,000.000	113.566	113,566.00	0.72	114,927.40	5,000	2,069.33	4.40
RANDOLPH CNTY NORTH CAROLINA LTD OBL REVENUE BONDS								
DTD 06/26/2018 5.000% 10/31/2026 NON CALLABLE CUSIP: 762569BS0 BOND RATING: AA3 YIELD TO MATURITY 1.320	125,000.000	116.601	145,751.25	0.92	136,707.36	6,250	2,069.33	4.29

133 of 275



Statement Period  
January 1, 2022 - January 31, 2022

Combined Account Number

# Combined Statement

## Combined Portfolio Detail

ASSET DESCRIPTION	NO. OF SHARES/ PAR VALUE	UNIT PRICE	MARKET VALUE	PERCENT OF PORTFOLIO	TAX COST BASIS	ESTIMATED ANNUAL INCOME	ACCRUED INCOME	YIELD AT MARKET
<b>Bonds - continued</b>								
Acc: 1152032658	125,000.000	116.601	145,761.25	0.92	136,707.38	6,250	2,063.33	4.29
SLURRY CNTY NORTH CAROLINA LIMITED								
EDUCATION REVENUE								
DTD 06/04/2021 5.000% 10/01/2030								
NON CALLABLE	90,000.000	128.492	115,761.80	0.72	121,835.60	4,500	2,212.50	3.98
CUSIP: 86986UBY4 BOND RATING: AA3								
YIELD TO MATURITY 1.687								
Acc: 1152032658	90,000.000	128.492	115,761.80	0.72	121,835.30	4,500	2,212.50	3.98
UNION CNTY NORTH CAROLINA								
GENERAL OBLIGATION								
DTD 08/22/2019 5.000% 09/01/2026								
NON CALLABLE	125,000.000	116.679	146,069.75	0.92	148,589.22	6,250	2,604.17	4.28
CUSIP: 909898B2 BOND RATING: AAA								
YIELD TO MATURITY 1.203								
Acc: 1152032658	125,000.000	116.679	146,069.75	0.92	148,589.22	6,250	2,604.17	4.28
UNION CNTY NORTH CAROLINA ENTER								
WATER REVENUE								
DTD 05/30/2018 5.000% 09/01/2027								
NON CALLABLE	100,000.000	118.620	118,620.00	0.75	117,419.91	5,000	833.33	4.21
CUSIP: 909400E51 BOND RATING: AA2								
YIELD TO MATURITY 1.367								
Acc: 1152032658	100,000.000	118.620	118,620.00	0.75	117,419.91	5,000	833.33	4.21
WAKE CNTY NORTH CAROLINA LTD OBLIG								
EDUCATION REVENUE								
DTD 02/18/2021 5.000% 03/01/2026								
NON CALLABLE	100,000.000	114.969	114,969.00	0.73	121,192.01	5,000	2,063.33	4.35
CUSIP: 630876EY9 BOND RATING: AA1								
YIELD TO MATURITY 1.225								
Acc: 1152032658	100,000.000	114.969	114,969.00	0.73	121,192.01	5,000	2,063.33	4.35
WAKE COUNTY NORTH CAROLINA								
GENERAL OBLIGATION								
DTD 05/13/2010 5.000% 03/01/2025								
NON CALLABLE	125,000.000	111.671	139,636.75	0.68	136,203.75	6,250	2,604.17	4.47
CUSIP: 930863T88 BOND RATING: AAA								
YIELD TO MATURITY 1.075								



Statement Period  
January 1, 2022 - January 31, 2022

Combined Account Number

# Combined Statement

## Combined Portfolio Detail

ASSET DESCRIPTION	NO. OF SHARES/ PAR VALUE	UNIT PRICE	MARKET VALUE	PERCENT OF PORTFOLIO	TAX COST BASIS	ESTIMATED ANNUAL INCOME	ACCRUED INCOME	YIELD AT MARRIET
<b>Bonds - continued</b>								
Acct: 1152032741	125,000,000	111.871	139,836.75	0.68	138,203.75	6,250	2,604.17	4.47
Total Municipal Bonds			\$4,664,334.85	23.60%	\$4,668,451.81	\$201,470	\$62,523.59	4.30%
<b>Mutual Funds-Fixed Income</b>								
18SHARES NATIONAL MUNI BOND ETF CUSIP: 464286414 BOND RATING: NOT RATED YIELD TO MATURITY 0.000 Acct: 1152032741	6,188,000	113.480	702,214.24	4.44	700,304.82	12,884	0.00	1.85
Total Mutual Funds-Fixed Income	6,188,000	118.480	702,214.24	4.44	700,304.82	12,884	0.00	1.85
Total Bonds			\$702,214.24	4.44%	\$700,304.82	\$12,894	\$0.00	1.85%
			\$4,366,549.09	34.04%	\$4,369,786.43	\$214,484	\$62,523.59	3.96%
<b>Common Stocks</b>								
<b>Energy</b>								
CHEVRON CORP Symbol CVX CUSIP: 166784100 Acct: 1152032741	433,000	131.350	56,865.89	0.36	48,290.04	2,459	0.00	4.32
ENBRIDGE INC Symbol ENB CUSIP: 28250N105 Acct: 1152032741	492,000	42.270	20,786.84	0.13	16,865.44	1,322	0.00	6.36
LUKOIL PJSC SPONSORED AMERICAN DEPOSITORY RECEIPT Symbol LUKOY CUSIP: 66843P105 Acct: 1152032741	120,000	88.870	10,684.40	0.07	8,928.88	744	0.00	6.98
PHILLIPS 66 Symbol PSX CUSIP: 718546104 Acct: 1152032741	536,000	84.790	45,447.44	0.29	32,622.76	1,972	0.00	4.34
PIONEER NATURAL RESOURCES CO Symbol PXD CUSIP: 728787107	201,000	218.880	43,986.69	0.28	18,133.15	482	0.00	1.05

135 of 275



Statement Period  
January 1, 2022 - January 31, 2022

Combined Account Number

# Combined Statement

## Combined Portfolio Detail

ASSET DESCRIPTION	NL OF SHARES/ PAR VALUE	UNIT PRICE	MARKET VALUE	PERCENT OF PORTFOLIO	TAX COST BASIS	ESTIMATED ANNUAL INCOME	ACCUMULATED INCOME	YIELD AT MARKET
<b>Common Stocks - continued</b>								
Acct: 1152032741	201,000	218.690	43,866.89	0.28	18,139.15	462	0.00	1.05
Total Energy			\$177,771.46	1.18%	\$126,060.28	\$6,861	\$0.00	3.91%
<b>Materials</b>								
CORTEVA INC Symbol: CTV.A CUSIP: 22052L104 Acct: 1152032741	1,638,000	48.080	78,765.04	0.50	45,139.27	917	0.00	1.16
FUCHS PETROLUB SE ADR Symbol: FUFBY CUSIP: 38852Q106 Acct: 1152032741	329,000	10.730	3,530.17	0.02	4,521.87	64	0.00	1.82
L'AIR LIQUIDE UNSPONSORED AMERICAN DEPOSITORY RECEIPT Symbol: AIQUY CUSIP: 009128202 Acct: 1152032741	205,000	34.104	6,991.32	0.04	4,634.74	165	0.00	1.50
LINDE PLC Symbol: LIN CUSIP: G6494J103 Acct: 1152032741	37,000	318.680	11,791.16	0.07	6,029.70	156	0.00	1.33
MARTIN MARIETTA MATLS INC Symbol: MLM CUSIP: 573284106 Acct: 1152032741	247,000	389.120	96,112.64	0.61	47,427.89	602	0.00	0.63
NOVOZYMES AS UNSPONSORED AMERICAN DEPOSITORY RECEIPT Symbol: NVZMY CUSIP: 670108106 Acct: 1152032741	119,000	68.500	8,151.50	0.05	6,311.41	67	0.00	0.82
RIO TINTO PLC SPONSORED AMERICAN DEPOSITORY RECEIPT Symbol: RIO CUSIP: 767204100 Acct: 1152032741	228,000	71.400	16,279.20	0.10	12,978.19	1,560	0.00	9.59
RPM INTERNATIONAL INC Symbol: RPM CUSIP: 748685103	228,000	71.400	16,279.20	0.10	12,978.19	1,560	0.00	9.59
RPM INTERNATIONAL INC Symbol: RPM CUSIP: 748685103	661,000	68.610	58,571.21	0.37	53,544.26	1,057	0.00	1.81

136 of 275



Statement Period

January 1, 2022 - January 31, 2022

Combined Account Number

# Combined Statement

## Combined Portfolio Detail

ASSET DESCRIPTION	NO. OF SHARES/ PAR VALUE	UNIT PRICE	MARKET VALUE	PERCENT OF PORTFOLIO	TAX COST BASIS	ESTIMATED ANNUAL INCOME	ACCUMULATED INCOME	YIELD AT MARKET
<b>Common Stocks - continued</b>								
Acc: 1152032741	661,000	88.610	58,671.21	0.37	53,544.29	1,057	0.00	1.81
SYMRISE AG UNSPONSORED								
AMERICAN DEPOSITORY RECEIPT	324,000	28.790	9,651.96	0.06	7,109.96	117	0.00	1.22
Symbol: SYIEY CUSIP: 87155N108								
Acc: 1152032741	324,000	28.790	9,651.96	0.06	7,109.96	117	0.00	1.22
<b>Total Materials</b>								
			\$269,894.20	1.82%	\$167,696.69	\$4,649	\$0.00	1.60%
<b>Industrials</b>								
ALFA LAVAL AB UNSPONSORED								
AMERICAN DEPOSITORY RECEIPT	280,000	33.610	9,466.80	0.06	7,300.30	140	0.00	1.49
Symbol: ALFVY CUSIP: 015398101								
Acc: 1152032741	280,000	33.610	9,466.80	0.06	7,300.30	140	0.00	1.49
ATLAS COPCO AB SPONSORED								
AMERICAN DEPOSITORY RECEIPT	428,000	59.240	25,354.72	0.16	11,211.46	273	0.00	1.06
Symbol: ATLKY CUSIP: 046255706								
Acc: 1152032741	428,000	59.240	25,354.72	0.16	11,211.46	273	0.00	1.06
BOEING CO								
Symbol: BA CUSIP: 097023105	317,000	200.240	63,478.08	0.40	49,785.00	0	0.00	0.00
Acc: 1152032741	317,000	200.240	63,478.08	0.40	49,785.00	0	0.00	0.00
CANADIAN NATIONAL RAILWAY CO								
Symbol: CNI CUSIP: 136976102	78,000	121.720	9,494.16	0.06	6,810.35	179	0.00	1.89
Acc: 1152032741	78,000	121.720	9,494.16	0.06	6,810.35	179	0.00	1.89
DEERE & CO								
Symbol: DE CUSIP: 244199105	360,000	378.400	135,504.00	0.86	58,981.93	1,512	378.00	1.12
Acc: 1152032741	360,000	378.400	135,504.00	0.86	58,981.93	1,512	378.00	1.12
EATON CORP PLC								
Symbol: ETN CUSIP: G29183103	162,000	158.430	25,665.66	0.16	16,494.13	492	0.00	1.92
Acc: 1152032741	162,000	158.430	25,665.66	0.16	16,494.13	492	0.00	1.92
EPIROC AKTIEBOLAG UNSPONSORED								
AMERICAN DEPOSITORY RECEIPT	455,000	21.270	9,677.85	0.06	5,527.95	264	0.00	2.63
Symbol: EPOKY CUSIP: 29429L105								

137 of 275



Statement Period  
January 1, 2022 - January 31, 2022

Combined Account Number

# Combined Statement

## Combined Portfolio Detail

ASSET DESCRIPTION	NO. OF SHARES/ PAR VALUE	UNIT PRICE	MARKET VALUE	PERCENT OF PORTFOLIO	TAX COST BASIS	ESTIMATED ANNUAL INCOME	ACCRUED INCOME	YIELD AT MARKET
<b>Common Stocks - continued</b>								
Acc: 1152032741	455,000	21.270	9,677.85	0.08	5,527.95	254	0.00	2.63
EXPEDITORS INTL WASH INC Symbol: EXPD cusip: 302130109 Acc: 1152032741	630,000	114.480	72,122.40	0.46	46,050.49	730	0.00	1.01
FANUC CORP UNSPONSORED AMERICAN DEPOSITORY RECEIPT Symbol: FANU cusip: 307805102 Acc: 1152032741	335,000	19.790	6,629.65	0.04	5,742.71	97	0.00	1.47
GENERAL DYNAMICS CORP Symbol: GD cusip: 369550108 Acc: 1152032741	261,000	212.100	55,358.10	0.35	47,441.85	1,242	310.59	2.24
JOHNSON CONTROLS INTERNATIONAL PLC Symbol: JCI cusip: 351502105 Acc: 1152032741	1,224,000	72.670	88,948.08	0.56	45,058.08	1,684	0.00	1.87
KOMATSU LTD SPONSORED AMERICAN DEPOSITORY RECEIPT Symbol: KMTUY cusip: 500459401 Acc: 1152032741	283,000	25.180	7,125.94	0.05	6,539.88	161	0.00	2.26
KUBOTA SPONSORED AMERICAN DEPOSITORY RECEIPT Symbol: KUBTY cusip: 501173207 Acc: 1152032741	98,000	107.160	10,501.68	0.07	7,712.98	148	0.00	1.40
OSHKOSH CORP Symbol: OSK cusip: 699239201 Acc: 1152032741	688,000	113.810	78,301.28	0.49	48,373.85	1,018	0.00	1.30
PARKER HANNIFIN CORP Symbol: PH cusip: 701094104 Acc: 1152032741	215,000	310.010	66,652.15	0.42	37,662.44	885	0.00	1.33
SCHNEIDER ELECTRIC UNSPONSORED AMERICAN DEPOSITORY RECEIPT Symbol: SBGSY cusip: 80887P108	690,000	33.680	23,289.20	0.15	14,119.77	329	0.00	1.42

138 of 275



Statement Period

January 1, 2022 - January 31, 2022

Combined Account Number

# Combined Statement

## Combined Portfolio Detail

ASSET DESCRIPTION	NO. OF SHARES/ PAR VALUE	UNIT PRICE	MARKET VALUE	PERCENT OF PORTFOLIO	TAX COST BASIS	ESTIMATED ANNUAL INCOME	ACCRUED INCOME	YIELD AT MARKET
<b>Common Stocks - continued</b>								
Act: 1152032741	660,000	33.660	22,215.60	0.15	14,116.77	329	0.00	1.42
SGS SA UNSPONSORED AMERICAN DEPOSITORY RECEIPT Symbol: SGSOY CUSIP: 618800104 Act: 1152032741	260,000	28.420	7,389.20	0.05	6,095.70	130	0.00	1.77
UNITED PARCEL SERVICE CL B Symbol: UPS CUSIP: 911312106 Act: 1152032741	449,000	202.210	90,792.29	0.57	57,246.12	1,831	0.00	2.02
XYLEM INC Symbol: XYL CUSIP: 98419M100 Act: 1152032741	546,000	105.020	57,340.92	0.36	38,692.11	611	0.00	1.07
3M CO Symbol: MMM CUSIP: 88579Y101 Act: 1152032741	89,000	168.020	14,775.78	0.09	13,274.91	528	0.00	3.57
Total Industrials			\$857,916.94	5.42%	\$529,836.81	\$12,281	\$638.89	1.62%
<b>Consumer Discretionary</b>								
ALIBABA GROUP HOLDING LTD SPONSORED AMERICAN DEPOSITORY RECEIPT Symbol: BABA CUSIP: 01609W102 Act: 1152032741	470,000	125.790	59,121.30	0.37	75,116.37	0	0.00	0.00
AMAZON.COM INC Symbol: AMZN CUSIP: 023195106 Act: 1152032741	57,000	2,991.470	170,513.79	1.08	108,238.41	0	0.00	0.00
DISNEY WALT CO NEW Symbol: DIS CUSIP: 254687106 Act: 1152032741	342,000	142.970	48,895.74	0.31	40,515.96	0	0.00	0.00
HOME DEPOT INC Symbol: HD CUSIP: 497076102 Act: 1152032741	96,000	368.980	35,330.08	0.22	19,868.22	633	0.00	1.80

139 of 275



Statement Period

January 1, 2022 - January 31, 2022

Combined Account Number

# Combined Statement

## Combined Portfolio Detail

ASSET DESCRIPTION	NO. OF SHARES/ PAR VALUE	UNIT PRICE	MARKET VALUE	PERCENT OF PORTFOLIO	TAX COST BASIS	ESTIMATED ANNUAL INCOME	ACCRUED INCOME	YIELD AT MARKET
<b>Common Stocks - continued</b>								
LENNAR CORP-CL A Symbol: LEN cusp: 828057104 Acct: 1152032741	728,000	96.110	69,968.08	0.44	36,066.16	1,092	273.00	1.56
NITORI HOLDINGS CO LTD UNSPONSORED AMERICAN DEPOSITORY RECEIPT Symbol: NCLTY cusp: 66476L106 Acct: 1152032741	353,000	14.330	5,058.49	0.03	4,982.69	32	0.00	0.65
SONY GROUP CORP SPONSORED AMERICAN DEPOSITORY RECEIPT Symbol: SONY cusp: 835696907 Acct: 1152032741	744,000	111.660	83,075.04	0.52	45,163.29	299	0.00	0.36
STARBUCKS CORP Symbol: SBUX cusp: 855244109 Acct: 1152032741	644,000	98.320	63,318.06	0.40	35,785.59	1,262	0.00	1.89
YUM CHINA HOLDINGS INC Symbol: YUMC cusp: 88850P109 Acct: 1152032741	369,000	48.170	17,774.73	0.11	12,594.53	177	0.00	1.00
YUM! BRANDS INC Symbol: YUM cusp: 898486101 Acct: 1152032741	288,000	125.170	36,198.62	0.23	25,417.21	572	0.00	1.60
<b>Total Consumer Discretionary</b>			<b>\$698,763.96</b>	<b>3.71%</b>	<b>\$403,778.35</b>	<b>\$4,059</b>	<b>\$273.00</b>	<b>0.69%</b>
<b>Consumer Staples</b>								
COCA COLA CO Symbol: KO cusp: 191216100 Acct: 1152032741	1,899,000	61.010	115,857.99	0.73	66,603.23	3,190	0.00	2.75
COLGATE PALMOLIVE CO Symbol: CL cusp: 194162103 Acct: 1152032741	422,000	82.450	34,788.90	0.22	27,801.00	759	189.90	2.18
<b>Total Consumer Staples</b>			<b>\$150,646.89</b>		<b>\$94,404.23</b>	<b>3,949</b>	<b>189.90</b>	<b>2.18</b>

140 of 275



Statement Period  
January 1, 2022 - January 31, 2022

Combined Account Number

Combined  
Statement

Combined Portfolio Detail

ASSET DESCRIPTION	NO. OF SHARES FMV VALUE	UNIT PRICE	MARKET VALUE	PERCENT OF PORTFOLIO	TAX COST BASIS	ESTIMATED ANNUAL INCOME	ACCUMULATED INCOME	YIELD AT MARKET
<b>Common Stocks - continued</b>								
<b>DIAGEO PLC SPONSORED</b>								
AMERICAN DEPOSITORY RECEIPT	56,000	203.950	11,421.20	0.07	9,103.87	220	0.00	1.93
Symbol: DEO cusp: 25249Q205								
Acct: 1162032741	56,000	203.950	11,421.20	0.07	9,103.87	220	0.00	1.93
<b>FOMENTO ECONOMICO MEXICANO SPONSORED</b>								
AMERICAN DEPOSITORY RECEIPT	100,000	75.220	7,573.32	0.05	9,340.67	117	0.00	1.47
Symbol: FMX cusp: 944418106								
Acct: 1162032741	100,000	75.220	7,573.32	0.05	9,340.67	117	0.00	1.47
<b>KIMBERLY CLARK CORP</b>								
Symbol: KMB cusp: 494398103	183,000	137.650	25,189.95	0.16	20,729.76	849	0.00	3.37
Acct: 1162032741	183,000	137.650	25,189.95	0.16	20,729.76	849	0.00	3.37
<b>LOREAL CO UNSPONSORED</b>								
AMERICAN DEPOSITORY RECEIPT	289,000	85.140	22,902.86	0.14	12,308.69	363	0.00	1.72
Symbol: LFLCY cusp: 502117203								
Acct: 1162032741	289,000	85.140	22,902.86	0.14	12,308.69	363	0.00	1.72
<b>MONSTER BEVERAGE CORP</b>								
Symbol: MNST cusp: 91174X109	994,000	86.720	86,698.08	0.53	56,218.74	0	0.00	0.00
Acct: 1162032741	994,000	86.720	86,698.08	0.53	56,218.74	0	0.00	0.00
<b>NESTLE SA SPONSORED</b>								
AMERICAN DEPOSITORY RECEIPT	129,000	129.140	16,659.06	0.11	10,377.48	325	0.00	1.95
Symbol: NSRIGY cusp: 941069406								
Acct: 1162032741	129,000	129.140	16,659.06	0.11	10,377.48	325	0.00	1.95
<b>PEPSICO INC</b>								
Symbol: PEP cusp: 719448108	321,000	173.520	55,699.92	0.35	39,306.53	1,380	0.00	2.48
Acct: 1162032741	321,000	173.520	55,699.92	0.35	39,306.53	1,380	0.00	2.48
<b>PHILIP MORRIS INTL INC</b>								
Symbol: PM cusp: 718172109	979,000	102.650	100,690.15	0.64	76,204.47	4,895	0.00	4.86
Acct: 1162032741	979,000	102.650	100,690.15	0.64	76,204.47	4,895	0.00	4.86
<b>PROCTER &amp; GAMBLE CO</b>								
Symbol: PG cusp: 742716109	719,000	160.450	115,363.55	0.73	99,609.41	2,501	925.39	2.17
Acct: 1162032741	719,000	160.450	115,363.55	0.73	99,609.41	2,501	925.39	2.17

141 of 275



Statement Period  
January 1, 2022 - January 31, 2022

Combined Account Number  
[REDACTED]

Combined  
Statement

Combined Portfolio Detail

ASSET DESCRIPTION	NO. OF SHARES/ PAR VALUE	UNIT PRICE	MARKET VALUE	PERCENT OF PORTFOLIO	TAX COST BASIS	ESTIMATED ANNUAL INCOME	ACCUMULATED INCOME	YIELD AT MARKET
<b>Common Stocks - continued</b>								
TYSON FOODS INC CL A Symbol: TSN cusp: 902494103 Acct: 1162032741	600,000	90.890	54,534.00	0.34	42,283.77	1,104	0.00	2.02
UNILEVER PLC SPONSORED AMERICAN DEPOSITORY RECEIPT Symbol: UJL cusp: 904767704 Acct: 1162032741	1,597,000	51.390	80,528.19	0.51	87,768.55	3,149	0.00	3.91
UNICHARM CORPORATION SPONSORED AMERICAN DEPOSITORY RECEIPT Symbol: UNICY cusp: 9046304204 Acct: 1162032741	1,630,000	7.790	12,632.50	0.08	12,073.54	75	0.00	0.60
<b>Health Care</b>								
ABBVIE INC Symbol: ABBV cusp: 002877109 Acct: 1162032741	757,000	138.880	103,825.79	0.65	65,139.59	4,289	1,087.37	4.12
ALCON INC Symbol: ALC cusp: H01301128 Acct: 1162032741	729,000	78.790	55,972.82	0.35	42,280.55	98	0.00	0.12
AMGEN INC Symbol: AMGN cusp: 031182100 Acct: 1162032741	325,000	227.140	73,820.50	0.47	66,283.59	2,522	0.00	3.42
CERNER CORP Symbol: CERN cusp: 186782104 Acct: 1162032741	528,000	91.200	47,897.60	0.30	39,887.59	594	0.00	1.18
CHUGAI PHARMACEUTICAL CO UNSPONSORED AMERICAN DEPOSITORY RECEIPT Symbol: CHGCY cusp: 171289103 Acct: 1162032741	550,000	16.230	8,928.90	0.06	6,270.93	107	0.00	1.20
<b>Total Consumer Staples</b>								
			\$757,944.41	4.66%	\$633,227.71	\$18,962	\$818.29	2.86%

142 of 275



Statement Period  
January 1, 2022 - January 31, 2022

Combined Account Number

Combined  
Statement

Combined Portfolio Detail

ASSET DESCRIPTION	NO. OF SHARES/ PAR VALUE	UNIT PRICE	MARKET VALUE	PERCENT OF PORTFOLIO	TAX COST BASIS	ESTIMATED ANNUAL INCOME	ACCUMULATED INCOME	YIELD AT MARKET
<b>Common Stocks - continued</b>								
DANAHER CORP Symd: DHR cusp: 225851182 Acct: 1152032741	483,000	285.790	138,036.57	0.87	57,913.51	405	0.00	0.29
ELANCO ANIMAL HEALTH INC Symd: ELAN cusp: 29414H103 Acct: 1152032741	483,000	285.790	138,036.57	0.87	57,913.51	405	0.00	0.29
GILEAD SCIENCES INC Symd: GILD cusp: 375556103 Acct: 1152032741	1,839,000	28.040	42,639.32	0.27	37,995.05	0	0.00	0.00
ILLUMINA INC Symd: ILMN cusp: 452327109 Acct: 1152032741	1,839,000	28.040	42,639.32	0.27	37,995.05	0	0.00	0.00
INTUITIVE SURGICAL INC Symd: ISRG cusp: 48128E602 Acct: 1152032741	820,000	68.690	56,317.60	0.38	52,978.37	2,329	0.00	4.19
ILLUMINA INC Symd: ILMN cusp: 452327109 Acct: 1152032741	820,000	68.690	56,317.60	0.38	52,978.37	2,329	0.00	4.19
LONZA GROUP AG UNSPONSORED AMERICAN DEPOSITORY RECEIPT Symd: LZAGY cusp: 94398V101 Acct: 1152032741	104,000	348.820	36,277.28	0.23	35,987.49	0	0.00	0.00
MEDTRONIC PLC Symd: MDT cusp: G6990L103 Acct: 1152032741	104,000	348.820	36,277.28	0.23	35,987.49	0	0.00	0.00
MERCK & CO INC Symd: MRK cusp: 68989V105 Acct: 1152032741	120,000	294.180	34,104.80	0.22	29,890.99	0	0.00	0.00
NOVARTIS AG SPONSORED AMERICAN DEPOSITORY RECEIPT Symd: NVS cusp: 68987V109 Acct: 1152032741	120,000	294.180	34,104.80	0.22	29,890.99	0	0.00	0.00

143 of 275



Statement Period  
January 1, 2022 - January 31, 2022

Combined Account Number

Combined  
Statement

Combined Portfolio Detail

ASSET DESCRIPTION	NO. OF SHARES/ PAR VALUE	UNIT PRICE	MARKET VALUE	PERCENT OF PORTFOLIO	TAX COST BASIS	ESTIMATED ANNUAL INCOME	ASSIGNED INCOME	YIELD AT MARKET
<b>Common Stocks - continued</b>								
NOVO NORDISK AS SPONSORED AMERICAN DEPOSITORY RECEIPT Symbol: NVO cusp: 670100205 Acct: 1152032741	297,000	99.870	29,661.39	0.19	12,488.89	311	0.00	1.05
	297,000	99.870	29,661.39	0.19	12,488.89	311	0.00	1.05
Pfizer Inc Symbol: PFE cusp: 717081108 Acct: 1152032741	1,810,000	52.690	95,388.90	0.60	62,891.09	2,898	724.00	3.04
	1,810,000	52.690	95,388.90	0.60	62,891.09	2,898	724.00	3.04
Regeneron Pharmaceuticals Inc Symbol: HEGN cusp: 76888F107 Acct: 1152032741	128,000	608.690	74,886.57	0.47	48,591.89	0	0.00	0.00
	128,000	608.690	74,886.57	0.47	48,591.89	0	0.00	0.00
Roche Holding Ltd Sponsored American Depository Receipt Symbol: RHHBY cusp: 771195104 Acct: 1152032741	1,924,000	48.690	93,487.16	0.59	69,178.97	1,487	0.00	1.59
	1,924,000	48.690	93,487.16	0.59	69,178.97	1,487	0.00	1.59
Shionogi & Co Ltd Unponsored American Depository Receipt Symbol: SGOY cusp: 824687109 Acct: 1152032741	489,000	14.725	7,200.53	0.05	6,146.74	90	0.00	1.26
	489,000	14.725	7,200.53	0.05	6,146.74	90	0.00	1.26
Sonova Holding AG Unponsored American Depository Receipt Symbol: SONVY cusp: 83569C102 Acct: 1152032741	150,000	71.160	10,674.00	0.07	6,458.56	80	0.00	0.56
	150,000	71.160	10,674.00	0.07	6,458.56	80	0.00	0.56
Systemx Corp Unponsored American Depository Receipt Symbol: SSMX cusp: 87184F108 Acct: 1152032741	189,000	47.950	8,985.05	0.05	7,378.77	44	0.00	0.51
	189,000	47.950	8,985.05	0.05	7,378.77	44	0.00	0.51
<b>Total Health Care</b>			<b>\$1,091,268.68</b>	<b>6.89%</b>	<b>\$781,990.76</b>	<b>\$19,288</b>	<b>\$1,791.37</b>	<b>1.76%</b>

Financials

144 of 275



Statement Period  
January 1, 2022 - January 31, 2022

Combined Account Number  
[REDACTED]

Combined  
Statement

### Combined Portfolio Detail

#### Common Stocks - continued

ASSET DESCRIPTION	NO. OF SHARES PAR VALUE	UNIT PRICE	MARKET VALUE	PERCENT OF PORTFOLIO	TAX COST BASIS	ESTIMATED ANNUAL INCOME	ACCUMULATED INCOME	YIELD AT MARKET
<b>AIA GROUP LTD</b>								
SPONS AMERICAN DEPOSITORY RECEIPT	510,000	42.410	21,629.10	0.14	16,487.31	396	0.00	1.55
RPSTG 4 SHS 1299 HK	510,000	42.410	21,629.10	0.14	16,487.31	396	0.00	1.55
Symbol: AAGIY cusr: 001917205 Acct: 1152032741								
<b>ALLIANZ SE UNSPONSORED AMERICAN DEPOSITORY RECEIPT</b>								
Symbol: ALZY cusr: 016820100 Acct: 1152032741	703,000	25.650	18,010.66	0.11	15,078.08	568	0.00	3.15
Symbol: AMP cusr: 09076C106 Acct: 1152032741	307,000	304.310	93,428.17	0.59	44,749.45	1,367	0.00	1.48
Symbol: BAC cusr: 060505104 Acct: 1152032741	1,022,000	46.140	47,155.08	0.30	30,227.74	858	0.00	1.82
Symbol: BOKF cusr: 055610201 Acct: 1152032741	273,000	102.550	27,998.15	0.18	14,988.99	578	0.00	2.07
Symbol: COF cusr: 14040H105 Acct: 1152032741	450,000	146.730	66,028.50	0.42	40,573.73	1,080	0.00	1.64
Symbol: CM cusr: 139069101 Acct: 1152032741	877,000	123.520	110,081.04	0.70	69,077.46	4,198	0.00	3.81
Symbol: CB cusr: 200525103 Acct: 1152032741	287,000	68.910	19,777.17	0.12	14,711.27	287	0.00	1.45
Symbol: CHUBB LTD Acct: 1152032741	289,000	197.280	57,088.32	0.34	35,478.01	880	0.00	1.82
Symbol: CBBSH cusr: 200525103 Acct: 1152032741	287,000	68.910	19,777.17	0.12	14,711.27	287	0.00	1.45

145 of 275



Statement Period  
January 1, 2022 - January 31, 2022

Combined Account Number

# Combined Statement

## Combined Portfolio Detail

ASSET DESCRIPTION	NO. OF SHARES PAR VALUE	UNIT PRICE	MARKET VALUE	PERCENT OF PORTFOLIO	TAX COST BASIS	ESTIMATED ANNUAL INCOME	ACCRUED INCOME	YIELD AT MARKET
<b>Common Stocks - continued</b>								
CROWN CASTLE INTERNATIONAL CORP REAL ESTATE INVESTMENT TRUST Symbol: CCI CUSIP: 22822V101 Acct: 1152032741	304,000	182.510	55,489.04	0.35	32,900.76	1,787	0.00	3.22
CULLEN FROST BANKERS INC Symbol: CFH CUSIP: 228989108 Acct: 1152032741	304,000	182.510	55,489.04	0.35	32,900.76	1,787	0.00	3.22
DBS GROUP HLDGS LTD SPONSORED AMERICAN DEPOSITORY RECEIPT Symbol: DBSDY CUSIP: 23304Y100 Acct: 1152032741	219,000	141.010	30,891.19	0.20	23,403.56	657	0.00	2.19
EQUITY LIFESTYLE PROPERTIES INC REAL ESTATE INVESTMENT TRUST Symbol: ELS CUSIP: 29472R108 Acct: 1152032741	219,000	141.010	30,891.19	0.20	23,403.56	657	0.00	2.19
FACTSET RESEARCH SYSTEM INC Symbol: FOS CUSIP: 303075105 Acct: 1152032741	298,000	105.360	24,864.86	0.16	17,143.08	663	0.00	2.67
HDFC BANK LTD SPONSORED AMERICAN DEPOSITORY RECEIPT Symbol: HDB CUSIP: 40415F101 Acct: 1152032741	298,000	105.360	24,864.86	0.16	17,143.08	663	0.00	2.67
HUNTINGTON BANCSHARES INC Symbol: HBAN CUSIP: 446150104 Acct: 1152032741	380,000	78.260	29,780.20	0.19	18,067.79	551	0.00	1.85
ICICI BANK LTD SPONSORED AMERICAN DEPOSITORY RECEIPT Symbol: IBN CUSIP: 45104G104 Acct: 1152032741	380,000	78.260	29,780.20	0.19	18,067.79	551	0.00	1.85
JP MORGAN CHASE & CO Symbol: JPM CUSIP: 48623H100	114,000	421.890	48,085.46	0.30	25,373.36	378	0.00	0.78
JP MORGAN CHASE & CO Symbol: JPM CUSIP: 48623H100	114,000	421.890	48,085.46	0.30	25,373.36	378	0.00	0.78

146 of 275



Statement Period  
January 1, 2022 - January 31, 2022

Combined Account Number

Combined Statement

Combined Portfolio Detail

ASSET DESCRIPTION	NO. OF SHARES PAR VALUE	UNIT PRICE	MARKET VALUE	PERCENT OF PORTFOLIO	TAX COST BASIS	ESTIMATED ANNUAL INCOME	ASSIGNED INCOME	YIELD AT MARKET
<b>Common Stocks - continued</b>								
Acct: 1152032741	364,000	148.600	57,082.40	0.39	41,991.51	1,338	0.00	2.89
<b>SPONSORED</b>								
MITSUBISHI UFJ FINANCIAL								
AMERICAN DEPOSITORY RECEIPT								
RPSTG 1 SHS 8508 JP	6,089,000	6.080	37,082.01	0.28	30,883.54	1,158	0.00	3.12
Symbol: MUFJ cusip: 600822104	6,089,000	6.080	37,082.01	0.28	30,883.54	1,158	0.00	3.12
Acct: 1152032741								
<b>SPONSORED</b>								
PING AN INSURANCE								
AMERICAN DEPOSITORY RECEIPT	442,000	16.070	7,102.94	0.04	8,957.19	281	0.00	3.69
Symbol: PINGYI cusip: 72041E304	442,000	16.070	7,102.94	0.04	9,387.19	281	0.00	3.69
Acct: 1152032741								
<b>SPONSORED</b>								
PNC FINL SVCS GROUP INC	508,000	205.890	104,642.92	0.86	54,529.15	2,540	635.00	2.43
Symbol: PNC cusip: 699875105	508,000	205.890	104,642.92	0.86	54,529.15	2,540	635.00	2.43
Acct: 1152032741								
<b>SPONSORED</b>								
SEI INVESTMENTS COMPANY	601,000	59.810	35,924.81	0.22	38,117.51	482	0.00	1.81
Symbol: SEIO cusip: 784117103	601,000	59.810	35,924.81	0.22	39,117.51	482	0.00	1.81
Acct: 1152032741								
<b>SPONSORED</b>								
SUN COMMUNITIES INC	179,000	188.960	33,822.94	0.21	17,999.32	594	0.00	1.76
REAL ESTATE INVESTMENT TRUST	179,000	188.960	33,822.94	0.21	17,999.32	594	0.00	1.76
Symbol: SUII cusip: 969974104	179,000	188.960	33,822.94	0.21	17,999.32	594	0.00	1.76
Acct: 1152032741								
<b>SPONSORED</b>								
XP INC CL A	85,000	89.310	1,185.85	0.01	1,440.95	0	0.00	0.00
Symbol: XP cusip: 688838109	85,000	89.310	1,185.85	0.01	1,440.95	0	0.00	0.00
Acct: 1152032741								
<b>SPONSORED</b>								
Total Finstatelets			\$980,634.88	0.20%	\$627,674.57	\$22,409	\$636.00	2.29%
<b>Information Technology</b>								
ADOBE INC	248,000	594.300	131,497.80	0.89	64,592.89	0	0.00	0.00
Symbol: ADOBE cusip: 00724P101	248,000	594.300	131,497.80	0.89	64,592.89	0	0.00	0.00
Acct: 1152032741								

147 of 275



Statement Period  
January 1, 2022 - January 31, 2022

Combined Account Number

Combined  
Statement

Combined Portfolio Detail

ASSET DESCRIPTION	NO. OF SHARES/ PAR VALUE	UNIT PRICE	MARKET VALUE	PERCENT OF PORTFOLIO	TAX COST BASIS	ESTIMATED ANNUAL INCOME	ACCUMULATED INCOME	YIELD AT MARKET
<b>Common Stocks - continued</b>								
ADVEN NV UNSPONSORED AMERICAN DEPOSITORY RECEIPT Symbol: ADVEY CUSIP: 00788V104 Acct: 1152032741	1,350,000	20.320	27,432.00	0.17	12,652.26	0	0.00	0.00
ALLEGION PLC Symbol: ALLE CUSIP: G0178L109 Acct: 1152032741	1,350,000	20.320	27,432.00	0.17	12,652.29	0	0.00	0.00
ANSYS INC Symbol: ANSS CUSIP: 03662Q105 Acct: 1152032741	304,000	122.730	37,309.92	0.24	29,749.85	437	0.00	1.17
AUTODESK INC Symbol: ADSK CUSIP: 052789108 Acct: 1152032741	304,000	122.730	37,309.92	0.24	29,749.86	437	0.00	1.17
AUTOMATIC DATA PROCESSING INC Symbol: ADP CUSIP: 053015103 Acct: 1152032741	272,000	340.010	92,482.72	0.68	55,339.40	0	0.00	0.00
CHECK POINT SOFTWARE TECH LTD Symbol: CHKP CUSIP: M22465104 Acct: 1152032741	272,000	340.010	92,482.72	0.68	55,339.40	0	0.00	0.00
CISCO SYSTEMS INC Symbol: CSCO CUSIP: 17278R102 Acct: 1152032741	416,000	249.790	103,912.64	0.66	61,589.50	0	0.00	0.00
DASAULT SYS & A SPONSORED AMERICAN DEPOSITORY RECEIPT Symbol: DASTY CUSIP: 297545108 Acct: 1152032741	416,000	249.790	103,912.64	0.66	61,589.50	0	0.00	0.00
INFINEON TECHNOLOGIES AG SPONSORED AMERICAN DEPOSITORY RECEIPT Symbol: IFNIV CUSIP: 45932N103 Acct: 1152032741	96,000	206.170	19,792.32	0.13	14,059.78	399	0.00	2.02
AMERICAN DEPOSITORY RECEIPT Symbol: ADVEY CUSIP: 00788V104 Acct: 1152032741	96,000	206.170	19,792.32	0.13	14,059.78	399	0.00	2.02
AMERICAN DEPOSITORY RECEIPT Symbol: ADVEY CUSIP: 00788V104 Acct: 1152032741	122,000	121.010	14,763.22	0.09	13,699.37	0	0.00	0.00
AMERICAN DEPOSITORY RECEIPT Symbol: ADVEY CUSIP: 00788V104 Acct: 1152032741	122,000	121.010	14,763.22	0.09	13,699.37	0	0.00	0.00
AMERICAN DEPOSITORY RECEIPT Symbol: ADVEY CUSIP: 00788V104 Acct: 1152032741	2,085,000	55.670	116,071.95	0.73	89,199.53	3,085	0.00	2.69
AMERICAN DEPOSITORY RECEIPT Symbol: ADVEY CUSIP: 00788V104 Acct: 1152032741	2,085,000	55.670	116,071.95	0.73	89,199.53	3,085	0.00	2.69
AMERICAN DEPOSITORY RECEIPT Symbol: ADVEY CUSIP: 00788V104 Acct: 1152032741	856,000	47.870	28,623.35	0.17	15,844.76	63	0.00	0.24
AMERICAN DEPOSITORY RECEIPT Symbol: ADVEY CUSIP: 00788V104 Acct: 1152032741	856,000	47.870	28,623.35	0.17	15,844.76	63	0.00	0.24
AMERICAN DEPOSITORY RECEIPT Symbol: ADVEY CUSIP: 00788V104 Acct: 1152032741	1,256,000	41.220	51,854.76	0.33	25,347.90	495	0.00	0.96
AMERICAN DEPOSITORY RECEIPT Symbol: ADVEY CUSIP: 00788V104 Acct: 1152032741	1,256,000	41.220	51,854.76	0.33	25,347.90	495	0.00	0.96

148 of 275



Statement Period  
January 1, 2022 - January 31, 2022

Combined Account Number

Combined  
Statement

Combined Portfolio Detail

ASSET DESCRIPTION	NO. OF SHARES/ PAR VALUE	UNIT PRICE	MARKET VALUE	PERCENT OF PORTFOLIO	TAX COST BASIS	ESTIMATED ANNUAL INCOME	ACCUMULATED INCOME	YIELD AT MARKET
<b>Common Stocks - continued</b>								
INTL BUSINESS MACHINES CORP Symbol: IBM CUSIP: 459200101 Acct: 1152032741	245,000	133.570	32,724.85	0.21	28,319.73	1,607	0.00	4.91
MICROCHIP TECHNOLOGY INC Symbol: MCHP CUSIP: 696017104 Acct: 1152032741	1,142,000	77.480	88,482.16	0.56	44,620.02	1,059	0.00	1.20
MICROSOFT CORP Symbol: MSFT CUSIP: 584918104 Acct: 1152032741	938,000	310.980	291,699.24	1.84	105,152.94	2,326	0.00	0.80
NVIDIA CORP Symbol: NVDA CUSIP: 870893104 Acct: 1152032741	920,000	244.990	225,271.20	1.42	49,184.42	147	0.00	0.08
ORACLE CORPORATION Symbol: ORCL CUSIP: 68389X105 Acct: 1152032741	1,371,000	81.160	111,270.36	0.70	67,569.34	1,754	0.00	1.58
PAYPAL HOLDINGS INC Symbol: PYPL CUSIP: 70450Y103 Acct: 1152032741	460,000	171.940	79,082.40	0.50	36,942.74	0	0.00	0.00
QUALCOMM INC Symbol: QCOM CUSIP: 747825103 Acct: 1152032741	950,000	175.780	166,972.00	1.06	77,528.49	2,584	0.00	1.55
SALESFORCE COM INC Symbol: CRM CUSIP: 79468L302 Acct: 1152032741	409,000	232.630	95,145.67	0.60	72,297.41	0	0.00	0.00
SAP SE SPONSORED AMERICAN DEPOSITORY RECEIPT Symbol: SAP CUSIP: 803054204 Acct: 1152032741	299,000	125.210	37,457.79	0.24	35,755.67	861	0.00	2.30



Statement Period  
January 1, 2022 - January 31, 2022

Combined Account Number

Combined  
Statement

Combined Portfolio Detail

ASSET DESCRIPTION	NO. OF SHARES/ PAR VALUE	UNIT PRICE	MARKET VALUE	PERCENT OF PORTFOLIO	TAX COST BASIS	ESTIMATED ANNUAL INCOME	ACCRUED INCOME	YIELD AT MARKET
<b>Common Stocks - continued</b>								
TAIWAN SEMICONDUCTOR MANUF CO LTD SPONS AMERICAN DEPOSITORY RECEIPT RFPSTG 5 SHS 2830 TT Symbol: TSM cusrp: 874089100 Acct: 11620382741	906,000	122.630	111,102.78	0.70	97,870.47	1,380	0.00	1.24
TECNET HLDGS LTD UNSPONSORED AMERICAN DEPOSITORY RECEIPT Symbol: TOEHY cusrp: 880320109 Acct: 11620382741	906,000	122.630	111,102.78	0.70	97,870.47	1,380	0.00	1.24
VISA INC CL A Symbol: V cusrp: 92828C839 Acct: 11620382741	287,000	62.540	17,948.98	0.11	15,194.88	51	0.00	0.28
WORKDAY INC-CLASS A Symbol: WDAY cusrp: 98198H101 Acct: 11620382741	287,000	62.540	17,948.98	0.11	15,194.88	51	0.00	0.28
YANDEX N V SHS CLASS A Symbol: YNDX cusrp: N87284108 Acct: 11620382741	672,000	228.170	151,888.24	0.96	100,045.55	1,008	0.00	0.88
YANDEX N V SHS CLASS A Symbol: YNDX cusrp: N87284108 Acct: 11620382741	672,000	228.170	151,888.24	0.96	100,045.55	1,008	0.00	0.88
Total Information Technology								
			\$2,076,817.09	13.12%	\$1,087,198.97	\$17,282	\$0.00	0.83%
<b>Communication Services</b>								
ALPHABET INC CL C Symbol: GOOG cusrp: 02079K107 Acct: 11620382741	37,000	2,713.870	100,416.89	0.63	43,399.24	0	0.00	0.00
ALPHABET INC CL A Symbol: GOOGL cusrp: 02079K305 Acct: 11620382741	37,000	2,713.870	100,416.89	0.63	43,399.24	0	0.00	0.00
BCE INC Symbol: BCE cusrp: 05594E780 Acct: 11620382741	1,374,000	62.280	71,805.24	0.45	58,895.73	3,883	0.00	5.34
			71,805.24	0.45	58,895.73	3,883	0.00	5.34

150 of 275



Statement Period  
January 1, 2022 - January 31, 2022

Combined Account Number

Combined  
Statement

Combined Portfolio Detail

ASSET DESCRIPTION	NO. OF SHARES/ PAR VALUE	UNIT PRICE	MARKET VALUE	PERCENT OF PORTFOLIO	TAX COST BASIS	ESTIMATED ANNUAL INCOME	ACCUMULATED INCOME	YIELD AT MARKET
<b>Common Stocks - continued</b>								
META PLATFORMS INC CL A Symd: FB CUSIP: 30903M102 Acct: 1152032741	518,000	313.260	162,288.68	1.03	88,408.78	0	0.00	0.00
TWITTER INC Symd: TWTR CUSIP: 90184L102 Acct: 1152032741	518,000	313.260	162,288.68	1.03	88,408.78	0	0.00	0.00
VODAFONE GROUP PLC SPONS AMERICAN DEPOSITORY RECEIPT RPSTG 10 SHS VOD LN Symd: VOD CUSIP: 82857W308 Acct: 1152032741	1,062,000	37.510	39,835.62	0.25	30,799.90	0	0.00	0.00
Total Communication Services	1,062,000	37.510	39,835.62	0.25	30,799.90	0	0.00	0.00
Utilities								
AMERICAN ELEC PWR INC Symd: AEP CUSIP: 025537101 Acct: 1152032741	0.000	17.510	0.00	0.00	0.00	0	1,652.39	0.00
DUKE ENERGY CORP Symd: DUK CUSIP: 28441C204 Acct: 1152032741	0.000	17.510	0.00	0.00	0.00	0	1,652.39	0.00
NATIONAL GRID PLC SPONSORED AMERICAN DEPOSITORY RECEIPT Symd: NGR CUSIP: 886274408 Acct: 1152032741	0.000	17.510	0.00	0.00	0.00	0	1,652.39	0.00
PUBLIC SERVICE ENTERPRISE GROUP INC Symd: PEG CUSIP: 744573106 Acct: 1152032741	0.000	17.510	0.00	0.00	0.00	0	1,652.39	0.00
SOUTHERN COMPANY Symd: SO CUSIP: 842587107 Acct: 1152032741	0.000	17.510	0.00	0.00	0.00	0	1,652.39	0.00
Total Utilities			\$474,451.02	2.99%	\$283,124.36	\$3,833	\$1,652.39	0.80%
AMERICAN ELEC PWR INC Symd: AEP CUSIP: 025537101 Acct: 1152032741	158,000	80.400	14,288.20	0.09	13,512.22	492	0.00	3.45
DUKE ENERGY CORP Symd: DUK CUSIP: 28441C204 Acct: 1152032741	158,000	80.400	14,288.20	0.09	13,512.22	492	0.00	3.45
NATIONAL GRID PLC SPONSORED AMERICAN DEPOSITORY RECEIPT Symd: NGR CUSIP: 886274408 Acct: 1152032741	679,000	105.090	71,396.74	0.45	55,424.25	2,675	0.00	3.75
PUBLIC SERVICE ENTERPRISE GROUP INC Symd: PEG CUSIP: 744573106 Acct: 1152032741	679,000	105.090	71,396.74	0.45	55,424.25	2,675	0.00	3.75
SOUTHERN COMPANY Symd: SO CUSIP: 842587107 Acct: 1152032741	510,000	73.190	37,356.90	0.24	28,713.64	1,738	0.00	4.68
Total Common Stocks	319,000	68.590	21,223.07	0.13	18,868.72	960	0.00	3.07
SOUTHERN COMPANY Symd: SO CUSIP: 842587107 Acct: 1152032741	319,000	68.590	21,223.07	0.13	18,868.72	960	0.00	3.07
Total Utilities	891,000	69.490	59,830.69	0.38	40,735.49	2,273	0.00	3.80
Total Common Stocks	891,000	69.490	59,830.69	0.38	40,735.49	2,273	0.00	3.80
Total Utilities			\$208,998.80	1.29%	\$158,254.29	\$7,890	\$0.00	3.83%



Statement Period  
January 1, 2022 - January 31, 2022

Combined Account Number

Combined  
Statement

Combined Portfolio Detail

ASSET DESCRIPTION	NO. OF SHARES FIN VALUE	UNIT PRICE	MARKET VALUE	PERCENT OF PORTFOLIO	TAX COST BASIS	ESTIMATED ANNUAL INCOME	ACCUMULATED INCOME	YIELD AT MARKET
<b>Common Stocks - continued</b>								
<i>Mutual Funds-Equity</i>								
INVECO DEVELOPING MARKETS FUND Symbol ODVIX CUSIP: 00143W859 Acct: 1152032741	13,346,959	45.940	605,151.12	3.62	522,087.38	3,579	0.00	0.39
	13,346,959	45.940	605,151.12	3.82	522,087.38	3,576	0.00	0.39
INVECO S&P 500 PURE VALUE ETF Symbol RP-V CUSIP: 46137V258 Acct: 1152032741	1,851,000	82.310	152,955.81	0.96	149,940.26	2,872	0.00	1.89
	1,851,000	82.310	152,365.81	0.96	149,940.26	2,872	0.00	1.89
INVECO S&P 500 EQUAL WEIGHT ETF Symbol RSP CUSIP: 46137V357 Acct: 1152032741	820,000	155.640	143,188.80	0.90	149,898.00	1,911	0.00	1.33
	820,000	155.640	143,188.80	0.90	149,898.00	1,911	0.00	1.33
ISHARES CORE S&P SMALL-CAP ETF Symbol IIR CUSIP: 464267804 Acct: 1152032741	573,000	106.280	60,861.25	0.36	34,273.99	1,005	0.00	1.65
	573,000	106.280	60,861.25	0.36	34,273.99	1,005	0.00	1.65
ISHARES RUSSELL MIDCAP GRWTH ETF Symbol IWP CUSIP: 464267481 Acct: 1152032741	8,982,000	100.320	902,077.44	5.70	487,263.89	3,198	0.00	0.35
	8,982,000	100.320	902,077.44	5.70	487,263.89	3,198	0.00	0.35
ISHARES S&P MIDCAP 400VALUE ETF Symbol IJM CUSIP: 464267705 Acct: 1152032741	572,000	106.180	60,740.68	0.36	34,184.15	1,023	0.00	1.69
	572,000	106.180	60,740.68	0.36	34,184.15	1,023	0.00	1.69
MORGAN STANLEY INSTITUTIONAL FUND INC - GLOBAL OPPORTUNITY PORTFOLIO Symbol MGIIBX CUSIP: 61760X786 Acct: 1152032741	12,280,083	38.200	468,089.55	2.88	350,000.00	0	0.00	0.00
	12,280,083	38.200	468,089.55	2.88	350,000.00	0	0.00	0.00
<b>Total Mutual Funds-Equity</b>			<b>\$2,993,494.65</b>	<b>16.10%</b>	<b>\$1,727,987.67</b>	<b>\$13,528</b>	<b>\$0.00</b>	<b>0.69%</b>
<b>Total Common Stocks</b>			<b>\$9,872,823.04</b>	<b>62.85%</b>	<b>\$8,441,128.85</b>	<b>\$131,006</b>	<b>\$5,865.64</b>	<b>1.32%</b>

Other

Liabilities

152 of 275



Statement Period  
January 1, 2022 - January 31, 2022

Combined Account Number

Combined  
Statement

Combined Portfolio Detail

ASSET DESCRIPTION	NL OF SHARES/ PAR VALUE	UNIT PRICE	MARKET VALUE	PERCENT OF PORTFOLIO	TAX COST BASIS	ESTIMATED ANNUAL INCOME	ACCRUED INCOME	YIELD AT MARKET
<i>Other - continued</i>								
TRUIST PLEDGE AGMT SECURED LOAN AMT-\$4800000 ORIGIN DT 11/20/2018 LOB-WM LOAN #20288508877001 CUSIP: 9981L01A88 Acct: 7182038741	-1.000	100.000	-1.00	0.00	-1.00	0	0.00	0.00
	-1.000	100.000	-1.00	0.00	-1.00	0	0.00	0.00
<b>Total Liabilities</b>			<b>-\$1.00</b>	<b>0.00%</b>	<b>-\$1.00</b>	<b>\$0</b>	<b>\$0.00</b>	<b>0.00%</b>
<b>Total Other</b>			<b>-\$1.00</b>	<b>0.00%</b>	<b>-\$1.00</b>	<b>\$0</b>	<b>\$0.00</b>	<b>0.00%</b>
<b>Cash</b>								
<b>Cash/</b>								
<b>CASH PRINCIPAL</b>			<b>-888,043.28</b>		<b>-888,043.28</b>	<b>0</b>	<b>0.00</b>	<b>0.00</b>
			<b>-888,043.28</b>		<b>-888,043.28</b>	<b>0</b>	<b>0.00</b>	<b>0.00</b>
<b>Total Cash</b>			<b>-888,043.28</b>		<b>-888,043.28</b>	<b>\$0</b>	<b>\$0.00</b>	<b>0.00%</b>
<b>Total Cash</b>			<b>-888,043.28</b>		<b>-888,043.28</b>	<b>\$0</b>	<b>\$0.00</b>	<b>0.00%</b>
<b>Total Principal Portfolio</b>			<b>\$14,837,822.88</b>	<b>83.77%</b>	<b>\$11,389,898.11</b>	<b>\$345,528</b>	<b>\$88,384.14</b>	<b>2.82%</b>
<b>Total Portfolio</b>			<b>\$16,822,968.34</b>	<b>100.00%</b>	<b>\$12,378,679.39</b>	<b>\$345,528</b>	<b>\$88,384.14</b>	<b>2.18%</b>

Combined Bond Maturities

LESS THAN 1 YEAR	1 - 4 YEARS	5 - 9 YEARS	10 OR MORE YEARS
\$280,677.30	\$2,794,317.30	\$1,689,440.25	\$0.00



Statement Period  
January 1, 2022 - January 31, 2022

Combined Account Number

Combined  
Statement

List of Bonds

DESCRIPTION	MARKET VALUE AS OF 1/31/2022	YIELD TO MATURITY	DESCRIPTION	MARKET VALUE AS OF 1/31/2022	YIELD TO MATURITY
FORSYTH COUNTY NORTH CAROLINA 07/01/2022	132,294.89	0.42	MECKLENBURG CNTY NORTH CAROLINA 09/01/2026	144,690.00	1.16
DURHAM NORTH CAROLINA 09/01/2022	126,292.50	0.47	WAKE CNTY NORTH CAROLINA LTD 03/01/2026	114,989.00	1.22
JOHNSON CNTY NORTH CAROLINA 02/01/2023	104,982.00	0.61	NORTH CAROLINA STATE LTD OBL 05/01/2026	144,298.25	1.25
FORSYTH CNTY NORTH CAROLINA 09/01/2023	104,673.00	0.66	UNION CNTY NORTH CAROLINA 09/01/2028	146,098.75	1.20
GUILFORD CNTY NORTH CAROLINA 09/01/2023	104,696.00	0.64	RANDOLPH CNTY NORTH CAROLINA 10/01/2026	146,751.25	1.32
LEE CNTY NORTH CAROLINA LIMIT 05/01/2023	131,490.00	0.81	GASTON CNTY NORTH CAROLINA 02/01/2027	147,089.75	1.33
CHARLOTTE NORTH CAROLINA WTR 07/01/2023	132,511.25	0.72	FAYETTEVILLE NORTH CAROLINA P 08/01/2027	147,317.50	1.35
ORANGE CNTY NORTH CAROLINA 11/15/2023	134,101.25	0.89	DURHAM NORTH CAROLINA LTD OBL 04/01/2027	116,148.00	1.36
JOHNSON CNTY NORTH CAROLINA 02/01/2024	145,693.90	0.89	JACKSONVILLE NORTH CAROLINA E 05/01/2027	124,244.40	1.36
FAYETTEVILLE NORTH CAROLINA P 09/01/2024	108,198.00	1.01	CARY NORTH CAROLINA 06/01/2027	100,000.00	0.07
ORANGE CNTY NORTH CAROLINA 04/01/2024	133,126.00	0.86	UNION CNTY NORTH CAROLINA ENT 08/01/2027	118,820.00	1.36
FORSYTH CNTY NORTH CAROLINA 07/01/2024	109,550.00	0.99	FORSYTH CNTY NORTH CAROLINA 12/01/2027	150,985.00	1.36
FIEDELL CNTY NORTH CAROLINA 10/01/2024	149,102.10	1.01	MOORE CNTY NORTH CAROLINA 12/01/2027	131,997.80	1.41
WAKE COUNTY NORTH CAROLINA 09/01/2025	139,893.75	1.07	FRANKLIN CNTY NORTH CAROLINA 03/01/2028	125,837.90	1.49
APEX NORTH CAROLINA 09/01/2025	140,907.50	1.10	ASHEVILLE NORTH CAROLINA LIM 04/01/2028	125,999.75	4.86
CARY NORTH CAROLINA 09/01/2025	140,820.00	1.12	NORTH CAROLINA STATE 09/01/2028	162,250.00	1.39
NORTH CAROLINA STATE 09/01/2025	146,498.50	1.11	CARY NORTH CAROLINA 09/01/2029	143,737.95	1.50
RALEIGH NORTH CAROLINA 09/01/2025	113,596.00	1.12	SURRY CNTY NORTH CAROLINA LIM 10/01/2030	113,761.80	1.69

154 of 275



Statement Period  
January 1, 2022 - January 31, 2022

Combined Account Number

Combined  
Statement

Combined Activity Detail

TRANSACTION DESCRIPTION	DATE	NO. OF SHARES/PAR VALUE	INCOME CASH	PRINCIPAL CASH	TAX COST BASIS
STATEMENT BEGINNING BALANCE	1/1/2022		\$971,907.40	-\$971,907.40	\$12,986,227.86
CASH RECEIPT OF DIVIDEND EARNED ON TRUIST BK TRUIST DEP ACCOUNT-WEALTH DIVIDEND FROM 12/1/21 TO 12/31/21 Acct: 1152032868	1/3/2022		5.87		
			4.71		
			1.16		
CASH RECEIPT OF DIVIDEND EARNED ON AUTOMATIC DATA PROCESSING INC \$1.04/SHARE ON 96 SHARES DUE 1/1/22 Acct: 1152032741	1/3/2022	96.00	99.84		
		96.00	89.84		
AMORTIZED PREMIUM ON CHARLOTTE NC WTR 5.000% 7/01/28 FED BASIS DECREASED BY \$1,892.19 TO \$130,187.88 1/1/22 CURRENT YEAR AMORTIZATION Acct: 1152032859	1/3/2022	125,000.00			-1,892.19
		125,000.00			-1,892.19
CASH RECEIPT OF INTEREST EARNED ON CHARLOTTE NC WTR 5.000% 7/01/28 \$0.0254\$1 PV ON 125,000 PAR VALUE DUE 1/1/22 Acct: 1152032859	1/3/2022	125,000.00	3,125.00		
		125,000.00	3,125.00		
AMORTIZED PREMIUM ON FORSYTH CNTY NC 5.000% 7/01/22 FED BASIS DECREASED BY \$1,701.85 TO \$121,718.75 1/1/22 CURRENT YEAR AMORTIZATION Acct: 1152032858	1/3/2022	120,000.00			-1,701.85
		120,000.00			-1,701.85
CASH RECEIPT OF INTEREST EARNED ON FORSYTH CNTY NC 5.000% 7/01/22 \$0.0254\$1 PV ON 120,000 PAR VALUE DUE 1/1/22 Acct: 1152032858	1/3/2022	120,000.00	3,000.00		
		120,000.00	3,000.00		
AMORTIZED PREMIUM ON FORSYTH CNTY NC 5.000% 7/01/24 FED BASIS DECREASED BY \$1,294.07 TO \$109,640.82 1/1/22 CURRENT YEAR AMORTIZATION	1/3/2022	100,000.00			-1,294.07
		100,000.00			-1,294.07



Statement Period  
January 1, 2022 - January 31, 2022

Combined Account Number

Combined  
Statement

Combined Activity Detail - continued

TRANSACTION DESCRIPTION	DATE	NO. OF SHARES/PAR VALUE	INCOME CASH	PRINCIPAL CASH	TAX COST BASIS
Acct: 1152032858					
CASH RECEIPT OF INTEREST EARNED ON FORSTYH CNTY NC 5.000% 7/01/24	1/31/2022	100,000.00	2,500.00		
\$0.025/\$1 PV ON 100,000 PAR VALUE DUE 1/1/22					
Acct: 1152032858		100,000.00	2,500.00		
Acct: 1152032741					
CASH RECEIPT OF DIVIDEND EARNED ON HUNTINGTON BANCSHARES INC	1/31/2022	2,616.00	405.48		
\$0.155/\$SHARE ON 2,616 SHARES DUE 1/3/22					
Acct: 1152032741		2,616.00	405.48		
Acct: 1152032741					
CASH RECEIPT OF DIVIDEND EARNED ON PPL CORPORATION	1/31/2022	1,025.00	425.38		
\$0.415/\$SHARE ON 1,025 SHARES DUE 1/3/22					
Acct: 1152032741		1,025.00	425.38		
Acct: 1152032741					
CASH RECEIPT OF DIVIDEND EARNED ON KIMBERLY CLARK CORP	1/4/2022	183.00	208.62		
\$1.14/\$SHARE ON 183 SHARES DUE 1/4/22					
Acct: 1152032741		183.00	208.62		
Acct: 1152032858					
CASH RECEIPT OF INTEREST EARNED ON CARY NC V-W 0.130% 6/01/27	1/31/2022	100,000.00	10.16		
\$0.000102/\$1 PV ON 100,000 PAR VALUE DUE 1/3/22					
Acct: 1152032858		100,000.00	10.16		
Acct: 1152032741					
CASH RECEIPT OF DIVIDEND EARNED ON ISHARES RUSSELL MIDCAP GRWTH ETF	1/31/2022	8,982.00	151.40		
\$0.016837/\$SHARE ON 8,982 SHARES DUE 1/3/22					
Acct: 1152032741		8,982.00	151.40		
Acct: 1152032741					
CASH DISBURSEMENT TAX FOREIGN W/ DIVIDENDS	1/31/2022		-38.84		
AMBEV SA SPONS ADR					
Acct: 1152032741			-38.84		
Acct: 1152032741					
CASH RECEIPT OF DIVIDEND EARNED ON AMBEV SA SPONS ADR	1/31/2022	3,108.00	258.98		
\$0.063321/\$SHARE ON 3,108 SHARES DUE 1/3/22					
Acct: 1152032741		3,108.00	258.98		
Acct: 1152032741					
CASH RECEIPT OF INTEREST EARNED ON 15.0000000% FOREIGN TAXES WITHHELD	1/31/2022				
Acct: 1152032741					

-1,284.07

156 of 275



Statement Period  
January 1, 2022 - January 31, 2022

Combined Account Number

Combined  
Statement

Combined Activity Detail - continued

TRANSACTION DESCRIPTION	DATE	NO. OF SHARES/PAR VALUE	INCOME CASH	PRINCIPAL CASH	TAX COST BASIS
Acc: 1152032741		3,108.00	258.99		
CASH RECEIPT OF DIVIDEND EARNED ON CHUBB LTD	1/17/2022	288.00	215.20		
\$0.80/SHARE ON 288 SHARES DUE 1/17/22 Acc: 1152032741		288.00	215.20		
CASH RECEIPT OF DIVIDEND EARNED ON AMBEV SA SPONS ADR	1/17/2022	3,108.00	78.47		
\$0.0236389/SHARE ON 3,108 SHARES DUE 1/8/22 Acc: 1152032741		3,108.00	78.47		
CASH RECEIPT OF DIVIDEND EARNED ON MERCK & CO INC	1/17/2022	450.00	310.50		
\$0.69/SHARE ON 450 SHARES DUE 1/17/22 Acc: 1152032741		450.00	310.50		
CASH RECEIPT OF DIVIDEND EARNED ON PEPSICO INC	1/17/2022	321.00	345.08		
\$1.075/SHARE ON 321 SHARES DUE 1/17/22 Acc: 1152032741		321.00	345.08		
CASH RECEIPT OF DIVIDEND EARNED ON SEI INVESTMENTS COMPANY	1/17/2022	801.00	240.40		
\$0.40/SHARE ON 801 SHARES DUE 1/17/22 Acc: 1152032741		801.00	240.40		
CASH RECEIPT OF DIVIDEND EARNED ON PHILIP MORRIS INTL INC	1/10/2022	979.00	1,228.75		
\$1.25/SHARE ON 979 SHARES DUE 1/10/22 Acc: 1152032741		979.00	1,228.75		
CASH RECEIPT OF DIVIDEND EARNED ON CERNER CORP	1/11/2022	528.00	141.21		
\$0.27/SHARE ON 528 SHARES DUE 1/11/22 Acc: 1152032741		528.00	141.21		
CASH DISBURSEMENT TAX FOREIGN WH DIVIDENDS TAU UNIBANCO HOLDING SPONS ADR	1/19/2022		-0.71		
Acc: 1152032741			-0.71		



Statement Period  
January 1, 2022 - January 31, 2022

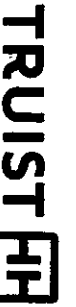
Combined Account Number

Combined  
Statement

Combined Activity Detail - continued

TRANSACTION DESCRIPTION	DATE	NO. OF SHARES/AMOUNT VALUE	INCOME CASH	PRINCIPAL CASH	TAX COST BASIS
CASH RECEIPT OF DIVIDEND EARNED ON ITAU UNIBANCO HOLDING SPONS ADR \$0.003112/SHARE ON 1,519 SHARES DUE 1/19/22 15.0000000% FOREIGN TAXES WITHHELD Acct: 1162032741	1/19/2022	1,519.00	4.73		
CASH DISBURSEMENT TAX FOREIGN W/H DIVIDENDS LUKOIL PJSC SPONS ADR 16.00 % FOREIGN TAX WITHHELD Acct: 1162032741	1/19/2022	1,519.00	-80.98		
CASH DISBURSEMENT ADR ISSUE FEE LUKOIL PJSC SPONS ADR Acct: 1162032741	1/19/2022		-2.40		
CASH RECEIPT OF DIVIDEND EARNED ON LUKOIL PJSC SPONS ADR \$4.97917/SHARE ON 120 SHARES DUE 1/19/22 16.00 % WITHHOLDING RATE Acct: 1162032741	1/19/2022	120.00	639.75		
CASH DISBURSEMENT TAX FOREIGN W/H DIVIDENDS TAMWAN SEMICONDUCTOR SPONS ADR Acct: 1162032741	1/19/2022	120.00	-94.55		
CASH RECEIPT OF DIVIDEND EARNED ON TAMWAN SEMICONDUCTOR SPONS ADR \$0.496881/SHARE ON 908 SHARES DUE 1/19/22 21.0000000% FOREIGN TAXES WITHHELD Acct: 1162032741	1/19/2022	908.00	450.26		
CASH RECEIPT OF DIVIDEND EARNED ON JOHNSON CONTROLS INTERNATIONAL PLC \$0.34/SHARE ON 1,224 SHARES DUE 1/14/22 0.00 % WITHHOLDING RATE Acct: 1162032741	1/14/2022	1,224.00	416.16		

158 of 275



Statement Period  
January 1, 2022 - January 31, 2022

Combined Account Number  
[REDACTED]

**Combined  
Statement**

**Combined Activity Detail - continued**

TRANSACTION DESCRIPTION	DATE	NO. OF SHARES/PAR VALUE	INCOME CASH	PRINCIPAL CASH	TAX COST BASIS
CASH RECEIPT OF DIVIDEND EARNED ON MEDTRONIC PLC \$0.63/SHARE ON 824 SHARES DUE 1/14/22 0.00 % WITHHOLDING RATE Acct: 11620382741	1/14/2022	824.00	380.12		
CASH RECEIPT OF DIVIDEND EARNED ON ECUTTY LIFESTYLE PROPERTIES INC REIT \$0.362/SHARE ON 380 SHARES DUE 1/14/22 Acct: 11620382741	1/14/2022	380.00	137.75		
CASH RECEIPT OF DIVIDEND EARNED ON PIONEER NATURAL RESOURCES CO \$0.62/SHARE ON 201 SHARES DUE 1/14/22 Acct: 11620382741	1/14/2022	201.00	124.82		
CASH RECEIPT OF DIVIDEND EARNED ON SUN COMMUNITIES INC REIT \$0.89/SHARE ON 179 SHARES DUE 1/19/22 Acct: 11620382741	1/19/2022	179.00	148.57		
CASH DISBURSEMENT TAX FOREIGN TAX WITHHELD BCE INC 16.00 % FOREIGN TAX WITHHELD Acct: 11620382741	1/19/2022		-148.59		
CASH RECEIPT OF DIVIDEND EARNED ON BCE INC \$0.698881/SHARE ON 1,374 SHARES DUE 1/16/22 16.00 % WITHHOLDING RATE Acct: 11620382741	1/19/2022	1,374.00	957.24		
CASH RECEIPT OF DIVIDEND EARNED ON ORACLE CORPORATION \$0.92/SHARE ON 1,371 SHARES DUE 1/19/22 Acct: 11620382741	1/19/2022	1,371.00	498.72		
CASH DISBURSEMENT ADR ISSUE FEE NATIONAL GRID PLC SPONS ADR ADR FEE OF 0.01 PER SHARE DUE 01/19/22	1/20/2022		-5.10		



Statement Period  
 January 1, 2022 - January 31, 2022

Combined Account Number  
 [REDACTED]

Combined  
 Statement

Combined Activity Detail - continued

TRANSACTION DESCRIPTION	DATE	NO. OF SHARES/PAR VALUE	INCOME CASH	PRINCIPAL CASH	TAX COST BASIS
Acct: 1152032741					
CASH RECEIPT OF DIVIDEND EARNED ON NATIONAL GRID PLO SPONS ADR \$1.15738/SHARE ON 510 SHARES DUE 1/19/22 OPT DIV CASH	1/20/2022	510.00	590.22		
		510.00	590.22		
Acct: 1152032741					
CASH RECEIPT OF DIVIDEND EARNED ON CSOCO SYSTEMS INC \$0.3761/SHARE ON 2,085 SHARES DUE 1/26/22	1/26/2022	2,085.00	771.45		
		2,085.00	771.45		
Acct: 1152032741					
CASH DISBURSEMENT PAID TO NO ONE MISCELLANEOUS EXPENSE GTS FEE OF 4% ON RECOVERY AMT CUSIP 198069101 DIV/INT PD 10/29/21	1/29/2022				-4.15
					-4.15
Acct: 1152032741					
CASH DISBURSEMENT PAID TO NO ONE MISCELLANEOUS EXPENSE GTS FEE OF 4% ON RECOVERY AMT CUSIP 879078107 DIV/INT PD 10/29/21	1/29/2022				-1.49
					-1.49
Acct: 1152032741					
CASH DISBURSEMENT TAX FOREIGN W/H DIVIDENDS CDN IMPERIAL BK OF COMMERCE 15.00 % FOREIGN TAX WITHHELD	1/29/2022				-185.83
					-185.83
Acct: 1152032741					
CASH RECEIPT OF DIVIDEND EARNED ON CDN IMPERIAL BK OF COMMERCE \$1.26192/SHARE ON 877 SHARES DUE 1/29/22 15.00 % WITHHOLDING RATE	1/29/2022	877.00	1,108.23		
		877.00	1,108.23		
Acct: 1152032741					
CASH RECEIPT OF DIVIDEND EARNED ON DANAEHER CORP \$0.21/SHARE ON 483 SHARES DUE 1/29/22	1/29/2022	483.00	101.48		
		483.00	101.48		

160 of 275



Statement Period  
January 1, 2022 - January 31, 2022

Combined Account Number

**Combined Statement**

**Combined Activity Detail - continued**

TRANSACTION DESCRIPTION	DATE	NO. OF SHARES/PUR VALUE	INCOME CASH	PRINCIPAL CASH	TAX COST BASIS
Acct: 1152032741		483.00	101.43		
TRUIST MGMT FEES POSTED THRU 01/31/2022	1/31/2022		-4,538.01		
Acct: 1152032741			-4,538.01		
COMBINED PURCHASES FOR THE PERIOD 1/1/22 - 1/31/22 OF		17,750.14		-17,750.14	17,750.14
TRUIST BK TRUIST DEP ACCOUNT-WEALTH	1/31/2022			-17,750.14	17,750.14
COMBINED SALES FOR THE PERIOD 1/1/22 - 1/31/22 OF		3,619.90		3,619.90	-3,619.90
TRUIST BK TRUIST DEP ACCOUNT-WEALTH	1/31/2022			3,619.90	-3,619.90
CASH RECEIPT OF DIVIDEND EARNED ON					
JP MORGAN CHASE & CO		394.00	394.00		
\$1.00/SHARE ON 394 SHARES DUE 1/31/22	1/31/2022			394.00	
Acct: 1152032741		394.00			
CASH RECEIPT OF DIVIDEND EARNED ON					
RPM INTERNATIONAL INC		661.00	284.40		
\$0.40/SHARE ON 661 SHARES DUE 1/31/22	1/31/2022			284.40	
Acct: 1152032741		661.00			
STATEMENT ENDING BALANCE	1/31/2022		\$988,043.28	-4988,043.28	\$12,378,679.38

161 of 275



Statement Period  
May 1, 2021 - December 31, 2021

Combined Account Number

Combined Statement

Combined Portfolio Detail

ASSET DESCRIPTION	NO. OF SHARES	UNIT PRICE	MARKET VALUE	PERCENT OF PORTFOLIO	YTD COST BASIS	UNREALIZED GAIN/LOSS	ACQUIRED COST	YTD % CHG
<b>Bonds - continued</b>								
Acc: 1152022919	126,020,000	114.57	14,329,85	0.26	139,203.75	4,520	2,023.32	4.57
Total Municipal Bonds			\$4,793,103.70	28.91%	\$4,574,139.82	\$201,620	\$24,370.54	4.50%
<b>Mutual Funds-Fixed Income</b>								
SHARERS NATIONAL ALBNI BOND FIF CLASS: 664629314 INVESTOR: NOT RATED Yield To Maturity: 0.00 Acc: 1152022911	8,100,000	118.290	719,540.54	4.34	700,304.82	12,294	0.00	1.81
Total Mutual Funds-Fixed Income	8,100,000	118.290	719,540.54	4.34	700,304.82	12,294	0.00	1.81
Total Mutual Funds-Fixed Income			\$719,540.54	4.34%	\$700,304.82	\$12,294	\$0.00	1.80%
Total Bonds			\$2,512,644.24	28.25%	\$2,274,444.64	\$234,259	\$24,370.54	3.87%
<b>Common Stocks</b>								
<b>Energy</b>								
CHEVRON CORP Symbol: CVX class: 160794100 Acc: 1152022911	428,000	117.250	50,112.50	0.31	49,290.04	2,250	0.00	4.57
ENBRIDGE INC Symbol: ENB class: 552504105 Acc: 1152022911	422,000	39.000	16,458.00	0.12	16,068.44	1,292	0.00	8.88
LIMCOL RISC-SPONSORED AMERICAN DEPOSITORY RECEIPT Symbol: LIBOY class: 625481108 Acc: 1152022911	150,000	69.800	10,470.00	0.06	8,928.89	795	0.00	7.02
PHILLIPS 66 Symbol: PFX class: 718246104 Acc: 1152022911	294,000	72.400	21,285.60	0.13	20,282.75	1,072	0.00	5.05
PIONEER NATURAL RESOURCES CO Symbol: PNO class: 722707107	301,500	181.800	54,827.80	0.32	18,133.15	492	154.32	1.85

PAGE 2 OF 2  
162 of 275



Statement Period  
May 1, 2021 - December 31, 2021

Combined Account Number

Combined Statement

Combined Portfolio Detail

ASST DESCRIPTION	NO OF SHARES PAR VALUE	UNIT PRICE	MARKET VALUE	PERCENT OF PORTFOLIO	YTD COST YTD\$	UNREALIZED ANNUAL GAIN\$	ACQUIRED SHARES	YTD AT RISK\$	YTD AT RISK%
<b>Common Stocks - continued</b>									
Acct: 1182002741	201,000	181.880	36,557.28	0.22	18,133.15	402	28,422	1.28	
Total Energy			\$184,519.33	0.87%	\$128,950.58	\$4,553	\$134,52	4.57%	
<b>Materials</b>									
CORTEVA INC Share CTVL class- 52025L 104 Acct: 1182002741	1,538,000	47.280	72,444.84	0.47	45,139.27	917	0.00	1.18	
	1,498,000	47.890	71,664.64	0.47	45,139.27	917	0.00	1.18	
RUCRS PETROLIUS SE ADR PRO AMERICAN DEPOSITORY RECEIPT Share RUCRSY class- 388823108 Acct: 1182002741	280,000	11.200	3,136.00	0.02	4,521.87	64	0.00	1.74	
	280,000	11.200	3,136.00	0.02	4,521.87	64	0.00	1.74	
LVAR LINDADE UNSPONSORED AMERICAN DEPOSITORY RECEIPT Share ACULY class- 008182022 Acct: 1182002741	208,000	34.870	7,252.96	0.04	4,884.74	105	0.00	1.47	
	208,000	34.870	7,252.96	0.04	4,884.74	105	0.00	1.47	
LINDE PLC Share LIN class- 084641103 Acct: 1182002741	37,000	348.430	12,817.91	0.08	8,028.70	168	0.00	1.32	
	37,000	348.430	12,817.91	0.08	8,028.70	168	0.00	1.32	
MARTIN MARIETTA MATERIALS INC Share MML class- 573894108 Acct: 1182002741	247,000	44.820	11,070.54	0.06	47,487.88	602	0.00	0.55	
	247,000	44.820	11,070.54	0.06	47,487.88	602	0.00	0.55	
NOVOCTIVAS AB UNSPONSORED AMERICAN DEPOSITORY RECEIPT Share NZVALY class- 070108108 Acct: 1182002741	118,000	83.159	9,813.26	0.05	8,311.41	87	0.00	0.28	
	118,000	83.159	9,813.26	0.05	8,311.41	87	0.00	0.28	
RIO TINTO PLC SPONSORED AMERICAN DEPOSITORY RECEIPT Share RIO class- 787264100 Acct: 1182002741	220,000	68.940	15,206.82	0.09	12,578.19	1,580	0.00	10.23	
	220,000	68.940	15,206.82	0.09	12,578.19	1,580	0.00	10.23	
SPINA INTERNATIONAL INC Share SPIN class- 748888103	691,000	101.000	69,791.00	0.40	83,944.58	1,087	0.00	1.58	



Statement Period  
May 1, 2021 - December 31, 2021

Combined Account Number  
[REDACTED]

Combined  
Statement

Combined Portfolio Detail

ASSET DESCRIPTION	NO. OF SHARES PAID VALUE	UNIT PRICE	MARKET VALUE	PERCENT OF PORTFOLIO	EXERCISE PRICE	EXPIRATION MONTH/DATE	ASSIGNED RISK	YIELD RISK	
<b>Common Stocks - continued</b>									
Acct: 118202741	491,000	101.000	64,781.00	0.40	53,644.50	1,057	0.00	1.58	
SYNERGIE AG UNSPONSORED AMERICAN DEPOSITORY RECEIPT	364,000	37.070	12,010.88	0.07	7,109.26	117	0.00	0.96	
Specie STREY class- 071524109 Acct: 118202741	584,000	57.070	16,010.68	0.07	7,109.26	117	0.00	0.98	
Total Industrials			\$913,256.00	1.89%	\$167,896.60	\$4,849	0.00	1.46%	
<b>Industrials</b>									
ALFA LOMVAL AB UNSPONSORED AMERICAN DEPOSITORY RECEIPT	300,000	40.380	11,392.40	0.07	7,500.30	140	0.00	1.55	
Specie ALFVY class- 018203101 Acct: 118202741	300,000	40.380	11,392.40	0.07	7,500.30	140	0.00	1.55	
ATLAS CORPO AB SPONSORED AMERICAN DEPOSITORY RECEIPT	490,000	60.310	29,594.88	0.18	11,211.46	447	0.00	1.51	
Specie ATLYV class- 042023105 Acct: 118202741	490,000	60.310	29,594.88	0.18	11,211.46	447	0.00	1.51	
BOEING CO	317,000	301.380	95,918.44	0.58	49,795.00	0	0.00	0.90	
Specie BA class- 097023105 Acct: 118202741	317,000	301.380	95,918.44	0.58	49,795.00	0	0.00	0.90	
CANADIAN NATIONAL RAILWAY CO	78,000	132.800	10,353.60	0.06	6,010.35	180	0.00	1.57	
Specie CN class- 138273102 Acct: 118202741	78,000	132.800	10,353.60	0.06	6,010.35	180	0.00	1.57	
DEERE & CO	300,000	342.880	102,864.00	0.74	59,381.53	1,512	0.00	1.22	
Specie DE class- 044119105 Acct: 118202741	300,000	342.880	102,864.00	0.74	59,381.53	1,512	0.00	1.22	
EATON CORP PLC	168,000	172.250	28,938.00	0.17	16,494.13	462	0.00	1.78	
Specie ETR class- 035103105 Acct: 118202741	168,000	172.250	28,938.00	0.17	16,494.13	462	0.00	1.78	
EPSON ARTIFICAL AG UNSPONSORED AMERICAN DEPOSITORY RECEIPT	458,000	25.300	11,474.95	0.07	5,587.33	264	0.00	2.32	
Specie EPONV class- 254231105	458,000	25.300	11,474.95	0.07	5,587.33	264	0.00	2.32	

164 of 275

VERSION 20-06



Statement Period  
May 1, 2021 - December 31, 2021

Combined Account Number  
[REDACTED]

Combined  
Statement

Combined Portfolio Detail

ASST CUSIP	INSTRUMENT	PAR VALUE	UNIT PRICE	MARKET VALUE	PERCENT OF PORTFOLIO	TRN COST BASIS	UNREALIZED GAIN/LOSS	ACQUIRED COST	YIELD TO MATURITY
<b>Common Stocks - continued</b>									
Acc: 1180027N1		482,000	22.530	11,478.65	0.07	5,027.25	294	0.00	2.22
	DEFENDERS INTL WASH INC	650,000	134.580	84,882.70	0.51	48,058.49	730	0.00	0.98
	Spec: EXFD CUSIP:540130102	650,000	124.580	84,882.70	0.51	48,058.49	730	0.00	0.88
Acc: 1180027N1									
	FARUC CORP UNSPONSORED	355,000	21.290	7,182.15	0.04	5,742.71	97	0.00	1.37
	AMERICAN DEPOSITORY RECEIPT	355,000	21.290	7,182.15	0.04	5,742.71	97	0.00	1.37
	Spec: FARMY CUSIP:387203102								
Acc: 1180027N1									
	GENERAL DYNAMICS CORP	331,000	338.470	111,940.57	0.33	47,241.55	1,242	0.00	2.38
	Spec: GD CUSIP:388293708	331,000	338.470	111,940.57	0.33	47,241.55	1,242	0.00	2.38
Acc: 1180027N1									
	JOHNSON CONTROLS INTERNATIONAL PLC	1,234,000	61.310	75,662.44	0.20	45,058.08	1,094	416.16	1.67
	Spec: JCI CUSIP:081802105	1,234,000	61.310	75,662.44	0.20	45,058.08	1,094	416.16	1.67
Acc: 1180027N1									
	KOAMATSU LTD SPONSORED	593,000	23.570	13,863.71	0.04	6,539.88	191	0.00	2.44
	AMERICAN DEPOSITORY RECEIPT	593,000	23.570	13,863.71	0.04	6,539.88	191	0.00	2.44
	Spec: KONTU CUSIP:804492401								
Acc: 1180027N1									
	KUBOTA SPONSORED	90,000	111.730	10,054.55	0.07	7,712.38	148	0.00	1.34
	AMERICAN DEPOSITORY RECEIPT	90,000	111.730	10,054.55	0.07	7,712.38	148	0.00	1.34
	Spec: KUBSTY CUSIP:801172807								
Acc: 1180027N1									
	OSI-KOSHI CORP	688,000	112.710	77,544.48	0.47	48,373.85	1,018	0.00	1.31
	Spec: OSK CUSIP:082232801	688,000	112.710	77,544.48	0.47	48,373.85	1,018	0.00	1.31
Acc: 1180027N1									
	PARKER HANNIFIN CORP	218,000	318.150	69,356.50	0.41	37,882.44	905	0.00	1.39
	Spec: PH CUSIP:701091104	218,000	318.150	69,356.50	0.41	37,882.44	905	0.00	1.39
Acc: 1180027N1									
	SCHENBER BL SETTING UNSPONSORED	690,000	38.210	27,084.90	0.16	14,118.77	389	0.00	1.22
	AMERICAN DEPOSITORY RECEIPT	690,000	38.210	27,084.90	0.16	14,118.77	389	0.00	1.22
	Spec: SBOSY CUSIP:38837P108								

VARIABLE RISK  
165 of 275



Statement Period  
May 1, 2021 - December 31, 2021

Combined Account Number  
[REDACTED]

Combined  
Statement

Combined Portfolio Detail

ASSET DESCRIPTION	NO. OF SHARES PAID VALUE	NET PRICE	MARKET VALUE	PERCENT OF PORTFOLIO	5YR COST BASIS	ESTIMATED ANNUAL YIELD	ACCRUED INCOME	YIELD AT MATURE
<b>Consumer Stocks - continued</b>								
Acct: 115202741	690,000	38.210	27,054.00	0.19	14,119.77	3.09	0.00	1.28
809 SA UNSPONSORED AMERICAN DEPOSITORY RECEIPT Spec: 809BY class: 819830104 Acct: 115202741	300,000	30.880	9,264.00	0.06	6,038.70	1.90	0.00	1.49
Acct: 115202741	590,000	33.867	20,000.00	0.15	10,000.00	1.90	0.00	1.49
UNITED PARCEL SERVICE CL B Spec: UPS class: 011912100 Acct: 115202741	440,000	214.340	94,309.60	0.68	57,348.12	1.93	0.00	1.90
Acct: 115202741	440,000	214.340	94,309.60	0.68	57,348.12	1.93	0.00	1.90
XYLUM INC Spec: XYL class: 004198400 Acct: 115202741	640,000	118.880	76,168.00	0.56	38,082.11	0.11	0.00	0.89
Acct: 115202741	640,000	118.880	76,168.00	0.56	38,082.11	0.11	0.00	0.89
3M CO Spec: 3M class: 000710101 Acct: 115202741	69,000	177.830	12,209.07	0.10	13,274.91	0.99	0.00	3.33
Acct: 115202741	69,000	177.830	12,209.07	0.10	13,274.91	0.99	0.00	3.33
Total Industrials			\$89,918.15	0.43%	\$39,538.81	\$12.97	\$794.19	1.37%
<b>Consumer Discretionary</b>								
ALBANA GROUP HOLDING LTD SPONSORED AMERICAN DEPOSITORY RECEIPT Spec: ALB class: 010091102 Acct: 115202741	470,000	118.750	55,611.20	0.34	78,118.87	0	0.00	0.00
Acct: 115202741	470,000	118.750	55,611.20	0.34	78,118.87	0	0.00	0.00
AMAZON.COM INC Spec: AMZN class: 023193100 Acct: 115202741	87,000	3,394.340	295,007.28	1.15	108,298.41	0	0.00	0.00
Acct: 115202741	87,000	3,394.340	295,007.28	1.15	108,298.41	0	0.00	0.00
DISNEY WALT CO NEW Spec: DIS class: 054637100 Acct: 115202741	342,000	164.880	56,397.36	0.32	40,518.98	0	0.00	0.00
Acct: 115202741	342,000	164.880	56,397.36	0.32	40,518.98	0	0.00	0.00
HOME DEPOT INC Spec: HD class: 607078102 Acct: 115202741	98,000	416.010	40,747.98	0.24	19,891.32	0.93	0.00	1.99
Acct: 115202741	98,000	416.010	40,747.98	0.24	19,891.32	0.93	0.00	1.99



Statement Period  
May 1, 2021 - December 31, 2021

Combined Account Number  
[REDACTED]

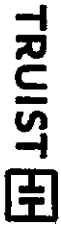
Combined  
Statement

Combined Portfolio Detail

ASSET DESCRIPTION	NO. OF SHARES PAR VALUE	CUR PRICE	MARKET VALUE	PERCENT OF PORTFOLIO	YTD COST BASIS	ESTIMATED ANNUAL RETURN	ACQUIRED REASON	YTD % CHANGE
<b>Common Stocks - continued</b>								
LENIAR CORP-CLA Symbol: LENI over: 85857104 Acct: 118202741	728.000	118.160	86,264.48	0.51	86,008.18	728	0.00	0.26
AMERICAN DEPOSITORY RECEIPT Symbol: ADR over: 85478.105 Acct: 118202741	728.000	118.160	86,264.48	0.51	86,008.18	728	0.00	0.26
NITORI HOLDINGS CO LTD UNSPONSORED Symbol: NCLTY over: 85478.105 Acct: 118202741	588.000	14.800	8,702.40	0.05	4,982.88	32	0.00	0.85
SONY GROUP CORP SPONSORED AMERICAN DEPOSITORY RECEIPT Symbol: SONY over: 85858307 Acct: 118202741	588.000	14.800	8,702.40	0.05	4,982.88	32	0.00	0.85
STARBUCKS CORP Symbol: SBUX over: 85834108 Acct: 118202741	644.000	118.870	76,838.68	0.45	58,798.88	1,282	0.00	1.28
YUM! CHINA HOLDINGS INC Symbol: YUMC over: 858307100 Acct: 118202741	588.000	42.940	25,288.72	0.15	12,894.83	177	0.00	0.86
YUM! BRANDS INC Symbol: YUM over: 85846101 Acct: 118202741	588.000	138.800	81,715.20	0.46	58,417.81	572	0.00	1.44
Total Consumer Discretionary			\$205,947.35	2.05%	\$103,778.35	\$3,706	\$0.00	0.89%
<b>Consumer Staples</b>								
AMEREN EA SPONSORED AMERICAN DEPOSITORY RECEIPT Symbol: AMER over: 858187105 Acct: 118202741	0.000	2.300	0.00	0.00	0.00	0	0.00	0.00
AMEREN EA SPONSORED AMERICAN DEPOSITORY RECEIPT Symbol: AMER over: 858187105 Acct: 118202741	0.000	2.300	0.00	0.00	0.00	0	0.00	0.00
COCA COLA CO Symbol: KO over: 181818100 Acct: 118202741	1,888.000	68.210	128,488.78	0.63	88,888.88	3,180	0.00	2.84
Total Consumer Staples			\$128,488.78	0.63%	\$88,888.88	3,180	0.00	2.84

167 of 275

VISOR'S MARK



Statement Period  
May 1, 2021 - December 31, 2021

Combined Account Number  
[REDACTED]

Combined Statement

Combined Portfolio Detail

ISSUE INFORMATION	NO. OF SHARES PER VALUE	UNIT PRICE	MARKET VALUE	PERCENT OF PORTFOLIO	TOTAL COST BASIS	ESTIMATED ANNUAL YIELD	ANNUAL DIVIDEND	YIELD TO Maturity
<b>Common Stocks - continued</b>								
COLGATE PALMOLIVE CO Spec: CL class-184162103 Acct: 1185032741	422,000	86.340	36,435.48	0.32	37,201.00	7.89	0.00	2.11
DANBRO PFG SPONSORED AMERICAN DEPOSITORY RECEIPT Spec: DED class-282403285 Acct: 1185032741	482,000	86.340	41,635.48	0.37	42,401.00	7.89	0.00	2.11
DAIRIED PFG SPONSORED AMERICAN DEPOSITORY RECEIPT Spec: DED class-282403285 Acct: 1185032741	58,000	220.140	12,767.52	0.11	13,103.87	2.20	0.00	1.79
POURBENT ECONOMICO MEXICANO SPONSORED AMERICAN DEPOSITORY RECEIPT Spec: PMA class-344418108 Acct: 1185032741	68,000	220.140	14,969.52	0.13	15,305.87	2.20	0.00	1.79
ROBERTO ECONOMICO MEXICANO SPONSORED AMERICAN DEPOSITORY RECEIPT Spec: PMA class-344418108 Acct: 1185032741	108,000	77.770	8,399.16	0.07	8,540.87	1.17	0.00	1.43
WAGENERLY CLARK CORP Spec: FMS class-484881103 Acct: 1185032741	108,000	142.820	15,448.56	0.14	15,728.76	6.94	0.00	3.18
LYORAL CO UNBROKERED AMERICAN DEPOSITORY RECEIPT Spec: LRLY class-528117308 Acct: 1185032741	163,000	142.820	23,230.66	0.21	23,728.76	6.94	0.00	3.18
MONSTER BEVERAGE CORP Spec: MNST class-617421109 Acct: 1185032741	208,000	95.430	19,849.44	0.18	20,308.89	3.93	0.00	1.53
NESTLE SA SPONSORED AMERICAN DEPOSITORY RECEIPT Spec: NSNGY class-641084405 Acct: 1185032741	208,000	95.430	19,849.44	0.18	20,308.89	3.93	0.00	1.53
PERFECO INC Spec: PEP class-713448109 Acct: 1185032741	281,000	178.710	50,175.61	0.45	51,508.83	1.30	0.00	2.47
PHILIP MORRIS INTL INC Spec: PMOR class-718178109 Acct: 1185032741	281,000	178.710	50,175.61	0.45	51,508.83	1.30	0.00	2.47

V1.05 (11-13-2021)

168 of 275



Statement Period  
May 1, 2021 - December 31, 2021

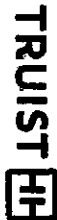
Combined Account Number  
[REDACTED]

Combined  
Statement

Combined Portfolio Detail

ASSET DESCRIPTION	NO. OF SHARES PER UNIT	UNIT PRICE	MARKET VALUE	PERCENT OF PORTFOLIO	TRAIL COST BASIS	UNREALIZED GAIN/LOSS	ACQUIRED DATE	ACQUIRED PRICE	YTD % CHANGE
<b>German Stocks - continued</b>									
PROCTER & GAMBLE CO Symbol PG class: 742718109 Acct: 1162002741	719,000	162.550	117,614.02	0.71	98,500.41	2,001	0.00	2.15	2.15
TYSON FOODS INC CL A Symbol TSN class: 820404103 Acct: 1162002741	600,000	67.180	62,508.00	0.32	42,500.77	1,994	0.00	2.11	2.11
UNICHARM CORPORATION SPONSORED AMERICAN DEPOSITORY RECEIPT Symbol UNIC class: 506548204 Acct: 1162002741	1,690,000	8.255	14,270.85	0.09	12,075.54	75	0.00	0.83	0.83
UNILEVER PLC SPONSORED AMERICAN DEPOSITORY RECEIPT Symbol UL class: 904787704 Acct: 1162002741	1,697,000	63.270	84,388.83	0.51	67,708.85	2,149	0.00	2.74	2.74
Total Consumer Staples	1,997,000	63.270	84,388.83	0.51	67,708.85	2,149	0.00	2.74	2.74
<b>Health Care</b>									
ABBVIE INC Symbol ABBV class: 008871100 Acct: 1162002741	767,000	198.400	102,487.20	0.62	95,139.89	4,589	0.00	4.16	4.16
ALCON INC Symbol AL class: 101301139 Acct: 1162002741	759,000	67.130	62,910.48	0.39	42,300.55	65	0.00	0.10	0.10
AMGEN INC Symbol AMGN class: 031182100 Acct: 1162002741	325,000	224.870	73,115.55	0.44	60,300.88	2,522	0.00	3.45	3.45
CELENIS CORP Symbol CELN class: 158722104 Acct: 1162002741	628,000	62.870	40,071.01	0.29	33,987.89	694	0.00	1.16	1.16
Total Consumer Staples	1,997,000	63.270	84,388.83	0.51	67,708.85	2,149	0.00	2.74	2.74

VIRBIA BANK  
169 of 275



Statement Period  
May 1, 2021 - December 31, 2021

Combined Account Number  
[REDACTED]

Combined  
Statement

Combined Portfolio Detail

SECURITIES	NO. OF SHARES PA VALUE	SECT PRICE	MARKET VALUE	PERCENT OF PORTFOLIO	YTD COST BASIS	ESTIMATED ANNUAL INCOME	ACCRUED INCOME	YIELD RATIO
<b>Combined Stocks - continued</b>								
CHUGAI PHARMACEUTICAL CO UNRESPONSORED AMERICAN DEPOSITORY RECEIPT Spec: CHUGAI Corp 171589105 Acct: 1152002741	560,000	16.380	9,152,800	0.05	8,270,635	107	0.00	1.19
AMERICAN DEPOSITORY RECEIPT Spec: CHUGAI Corp 171589105 Acct: 1152002741	650,000	14.500	9,425,000	0.05	8,270,635	107	0.00	1.19
DANABER CORP Spec: Danab Corp 202891102 Acct: 1152002741	485,000	320.010	156,911.20	0.00	57,918.51	405	101.43	0.25
ELANCO ANIMAL HEALTH INC Spec: ELAN Corp 254147505 Acct: 1152002741	485,000	320.010	156,911.20	0.00	62,919.51	405	101.43	0.25
ELI LILLY INC Spec: ELI Lilly Corp 375550105 Acct: 1152002741	820,000	72.610	59,540.20	0.28	57,998.06	0	0.00	0.09
ELI LILLY INC Spec: ELI Lilly Corp 375550105 Acct: 1152002741	820,000	72.610	59,540.20	0.28	57,998.06	0	0.00	0.09
ELI LILLY INC Spec: ELI Lilly Corp 375550105 Acct: 1152002741	104,000	330.440	34,355.76	0.24	25,357.49	0	0.00	0.00
ELI LILLY INC Spec: ELI Lilly Corp 375550105 Acct: 1152002741	104,000	330.440	34,355.76	0.24	25,357.49	0	0.00	0.00
INTUITIVE SURGICAL INC Spec: INTS Corp 401825002 Acct: 1152002741	130,000	369.500	48,116.00	0.28	33,690.39	0	0.00	0.00
INTUITIVE SURGICAL INC Spec: INTS Corp 401825002 Acct: 1152002741	130,000	369.500	48,116.00	0.28	33,690.39	0	0.00	0.00
LONGA GROUP AG UNRESPONSORED AMERICAN DEPOSITORY RECEIPT Spec: LZAGY Corp 043331101 Acct: 1152002741	291,000	63.900	20,483.20	0.14	8,524.72	20	0.00	0.11
LONGA GROUP AG UNRESPONSORED AMERICAN DEPOSITORY RECEIPT Spec: LZAGY Corp 043331101 Acct: 1152002741	291,000	63.900	20,483.20	0.14	8,524.72	20	0.00	0.11
NEOTRONIC PLC Spec: NEOT Corp 08900L Y09 Acct: 1152002741	824,000	103.450	84,307.20	0.23	50,659.33	1,350	350.12	2.44
NEOTRONIC PLC Spec: NEOT Corp 08900L Y09 Acct: 1152002741	824,000	103.450	84,307.20	0.23	50,659.33	1,350	350.12	2.44
NEORX & CO INC Spec: NEOR Corp 69833Y105 Acct: 1152002741	450,000	78.640	34,468.00	0.21	22,857.69	1,342	310.50	3.00
NEORX & CO INC Spec: NEOR Corp 69833Y105 Acct: 1152002741	450,000	78.640	34,468.00	0.21	22,857.69	1,342	310.50	3.00



Statement Period  
May 1, 2021 - December 31, 2021

Combined Account Number  
[REDACTED]

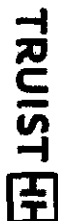
Combined  
Statement

Combined Portfolio Detail

ASSET DESCRIPTION	NO. OF SHARES/ PAR VALUE	UNIT PRICE	MARKET VALUE	PERCENT OF PORTFOLIO	PERCENT BIDD	ESTIMATED ANNUAL RETURN	ANNUAL REWARD	YTD % REWARD	
<b>Common Stocks - continued</b>									
NOVARTIS AG SPONSORED AMERICAN DEPOSITORY RECEIPT Symbol: NVO class: 06987V103 Acct: 116202ZNY	792,000	87.470	64,028,044	0.59	85,528.89	1,281	0.00	2.39	
NOVO NORDISK AS SPONSORED AMERICAN DEPOSITORY RECEIPT Symbol: NVO class: 070102025 Acct: 116202ZNY	792,000	87.470	64,028,044	0.59	85,528.89	1,281	0.00	2.39	
NOVO NORDISK AS SPONSORED AMERICAN DEPOSITORY RECEIPT Symbol: NVO class: 070102025 Acct: 116202ZNY	297,000	112.000	33,264,000	0.30	15,450.89	311	0.00	0.94	
NOVO NORDISK AS SPONSORED AMERICAN DEPOSITORY RECEIPT Symbol: NVO class: 070102025 Acct: 116202ZNY	297,000	112.000	33,264,000	0.30	15,450.89	311	0.00	0.94	
PFIZER INC Symbol: PFE class: 717981103 Acct: 116202ZNY	1,310,000	89.050	106,800,550	0.94	82,291.09	2,299	0.00	2.71	
PFIZER INC Symbol: PFE class: 717981103 Acct: 116202ZNY	1,310,000	89.050	106,800,550	0.94	82,291.09	2,299	0.00	2.71	
REGENERON PHARMACEUTICALS INC Symbol: REGN class: 769887907 Acct: 116202ZNY	183,000	831.820	77,879,880	0.47	48,891.89	0	0.00	0.00	
REGENERON PHARMACEUTICALS INC Symbol: REGN class: 769887907 Acct: 116202ZNY	183,000	831.820	77,879,880	0.47	48,891.89	0	0.00	0.00	
ROCHE HOLDING LTD SPONSORED AMERICAN DEPOSITORY RECEIPT Symbol: RHHBY class: 771189184 Acct: 116202ZNY	1,924,000	81.890	89,451.38	0.80	83,178.87	1,487	0.00	1.49	
ROCHE HOLDING LTD SPONSORED AMERICAN DEPOSITORY RECEIPT Symbol: RHHBY class: 771189184 Acct: 116202ZNY	1,924,000	81.890	89,451.38	0.80	83,178.87	1,487	0.00	1.49	
SHIONOGI & CO LTD UNSPONSORED AMERICAN DEPOSITORY RECEIPT Symbol: SHONY class: 894987188 Acct: 116202ZNY	499,000	17.295	8,608.19	0.05	4,148.74	90	0.00	1.05	
SHIONOGI & CO LTD UNSPONSORED AMERICAN DEPOSITORY RECEIPT Symbol: SHONY class: 894987188 Acct: 116202ZNY	499,000	17.295	8,608.19	0.05	4,148.74	90	0.00	1.05	
SONOVA HOLDING AG UNSPONSORED AMERICAN DEPOSITORY RECEIPT Symbol: SONVY class: 838383102 Acct: 116202ZNY	180,000	78.520	11,779.00	0.07	5,459.58	60	0.00	0.51	
SONOVA HOLDING AG UNSPONSORED AMERICAN DEPOSITORY RECEIPT Symbol: SONVY class: 838383102 Acct: 116202ZNY	180,000	78.520	11,779.00	0.07	5,459.58	60	0.00	0.51	
STRADA CORP UNSPONSORED AMERICAN DEPOSITORY RECEIPT Symbol: STRADY class: 87184P109 Acct: 116202ZNY	169,000	67.770	12,401.50	0.07	7,378.77	44	0.00	0.56	
STRADA CORP UNSPONSORED AMERICAN DEPOSITORY RECEIPT Symbol: STRADY class: 87184P109 Acct: 116202ZNY	169,000	67.770	12,401.50	0.07	7,378.77	44	0.00	0.56	
<b>Total Health Care</b>			<b>\$1,170,971.25</b>	<b>7.29%</b>	<b>\$781,998.76</b>	<b>\$18,295</b>	<b>\$893.95</b>	<b>1.95%</b>	

174 of 275

VIRGINIA 2048



Statement Period  
May 1, 2001 - December 31, 2001

Combined Account Number  
[REDACTED]

Combined  
Statement

Combined Portfolio Detail

ASST DESCRIPTION	NO OF SHARES PER VALUE	UNIT PRICE	MARKET VALUE	PERCENT OF PORTFOLIO	TOTAL COST BASIS	ESTIMATED ANNUAL INCOME	ADJUSTED INCOME	YIELD AT MARCH 31
------------------	---------------------------	------------	--------------	-------------------------	------------------	----------------------------	--------------------	----------------------

Common Stocks - continued

Financials

AA GROUP LTD SPONS AMERICAN DEPOSITORY RECEIPT BPNETS 4 SHS 1889 HK Spec: AAIDY class: 001317208 Acct: 11820027N1	610,000	48.524	29,606.80	0.12	18,487.51	506	0.00	1.85
ALLIANT SE UNSPONSORED AMERICAN DEPOSITORY RECEIPT Spec: ALLT class: 018202100 Acct: 11820027N1	670,000	42.254	28,511.28	0.12	16,487.27	328	0.00	1.85
AMERIFISE FINANCIAL INC Spec: AMF class: 001782105 Acct: 11820027N1	703,000	28.819	20,257.83	0.10	16,078.08	599	0.00	2.42
BANK OF AMERICA CORP Spec: BAC class: 080958194 Acct: 11820027N1	307,000	301.880	92,808.82	0.38	44,798.45	1,287	0.00	1.80
BANK OF AMERICA CORP Spec: BAC class: 080958194 Acct: 11820027N1	1,022,000	44.450	45,438.78	0.27	30,827.74	658	0.00	1.89
BANK OF AMERICA CORP Spec: BAC class: 080958194 Acct: 11820027N1	1,022,000	44.450	45,438.78	0.27	30,827.74	658	0.00	1.89
BOJ FINANCIAL CORPORATION Spec: BOJF class: 089810201 Acct: 11820027N1	273,000	105.400	28,798.77	0.17	14,986.59	576	0.00	2.01
CAPITAL ONE FINANCIAL CORP Spec: COF class: 140481105 Acct: 11820027N1	482,000	145.899	69,993.80	0.39	48,278.23	1,000	0.00	1.85
COMMERICAL BK OF COMMERCE Spec: COf class: 130089101 Acct: 11820027N1	877,000	116.580	102,283.12	0.42	80,077.48	4,194	1,103.82	4.30
CHARR LTD Spec: CH class: H1487104 Acct: 11820027N1	599,000	103.210	61,800.38	0.31	38,479.01	890	216.80	1.85
COMMERCE BANKSHARES INC Spec: CSB class: 200282105	287,000	63.740	18,293.26	0.12	14,711.27	227	0.00	1.45

VIRGILIA BATES  
172 of 275



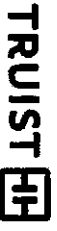
Statement Period  
May 1, 2021 - December 31, 2021

Combined Account Number  
[REDACTED]

Combined  
Statement

Combined Portfolio Detail

ASST INSTRUM	NO. OF SHARES PAR VALUE	UNIT PRICE	MARKET VALUE	PERCENT OF PORTFOLIO	TRAILING 12 MONTH PERCENTAGE	EXCHANGED ANNUAL RATIO	ACCUMULATED INCOME	YIELD RATIO	
<b>Common Stocks - continued</b>									
Acct: 1158002741	207,200	62.740	12,978.28	0.12	14,711.27	227	0.00	1.48	
CROWN CASTLE INTERNATIONAL CORP REAL ESTATE INVESTMENT TRUST Symbol: CCLM; CUSIP: 25251Y101	304,000	200.740	61,468.56	0.59	32,900.76	1,787	0.00	2.82	
Acct: 1158002741	204,000	200.740	41,468.56	0.39	32,900.76	1,787	0.00	2.82	
CALIBRI PRORI BANKING INC Symbol: CFI; CUSIP: 252528109	210,000	126.070	27,000.53	0.17	23,403.86	657	0.00	2.38	
Acct: 1158002741	210,000	126.070	27,000.53	0.17	23,403.86	657	0.00	2.38	
DEB GROUP HOLDING LTD SPONSORED AMERICAN DEPOSITARY RECEIPT Symbol: DEDDY; CUSIP: 25254Y100	208,000	67.260	22,078.28	0.14	17,143.06	603	0.00	2.59	
Acct: 1158002741	208,000	67.260	22,078.28	0.14	17,143.06	603	0.00	2.59	
EQUITY LIFESTYLE PROPERTIES INC REAL ESTATE INVESTMENT TRUST Symbol: ELS; CUSIP: 26475R100	300,000	67.690	20,310.00	0.20	18,087.79	591	187.75	1.86	
Acct: 1158002741	300,000	67.690	20,310.00	0.20	18,087.79	591	192.75	1.86	
FACTSET RESEARCH SYSTEM INC Symbol: FRS; CUSIP: 200878100	114,000	480.070	55,495.14	0.53	28,573.26	979	0.00	0.57	
Acct: 1158002741	114,000	480.070	55,495.14	0.53	28,573.26	979	0.00	0.57	
HFCB BANK LTD SPONSORED AMERICAN DEPOSITARY RECEIPT Symbol: HBS; CUSIP: 404187101	128,000	65.070	8,398.28	0.05	8,800.73	27	0.00	0.22	
Acct: 1158002741	128,000	65.070	8,398.28	0.05	8,800.73	27	0.00	0.22	
HUNTINGTON BANCSHARES INC Symbol: HSH; CUSIP: 448150104	2,016,000	16.430	40,338.72	0.34	28,758.62	1,821	405.48	4.02	
Acct: 1158002741	2,016,000	16.430	40,338.72	0.34	28,758.62	1,821	405.48	4.02	
IOCF BANK LTD SPONSORED AMERICAN DEPOSITARY RECEIPT Symbol: IBN; CUSIP: 451043104	486,000	19.790	9,608.26	0.06	3,899.95	22	0.00	0.25	
Acct: 1158002741	486,000	19.790	9,608.26	0.06	3,899.95	22	0.00	0.25	



Statement Period  
May 1, 2001 - December 31, 2001

Combined Account Number  
[REDACTED]

Combined  
Statement

Combined Portfolio Detail

ASSET DESCRIPTION	NO. OF SHARES FM VALUE	UNIT PRICE	MARKET VALUE	PERCENT OF PORTFOLIO	YTD COST BASIS	UNREALIZED GAIN/LOSS	YTD COST BASIS	UNREALIZED GAIN/LOSS	YTD COST BASIS	UNREALIZED GAIN/LOSS
<b>Common Stocks - continued</b>										
TRUIST FINANCIAL HOLDING SPONSORED AMERICAN DEPOSITORY RECEIPT Symbol: TRUIA Acc#: 116202741	0.00	3.750	0.00	0.00	0.00	0.00	0.00	0.00	0.00	0.00
AMERICAN DEPOSITORY RECEIPT Symbol: TRUIA Acc#: 116202741	0.00	3.750	0.00	0.00	0.00	0.00	0.00	0.00	0.00	0.00
JP MORGAN CHASE & CO Symbol: JPM Acc#: 116202741	384.000	182.350	69,822.40	0.57	41,981.81	1,536	41,981.81	1,536	0.00	2.83
MITSUBISHI UFJ FINANCIAL SPONSORED AMERICAN DEPOSITORY RECEIPT Symbol: MUFJ Acc#: 116202741	0.00	8.400	0.00	0.00	0.00	0.00	0.00	0.00	0.00	0.00
PING AN INSURANCE SPONSORED AMERICAN DEPOSITORY RECEIPT Symbol: PING Acc#: 116202741	442.000	14.340	6,338.28	0.04	9,987.10	281	9,987.10	281	0.00	4.13
PNC FNL SVCS GROUP INC Symbol: PNC Acc#: 116202741	602.000	202.630	121,984.16	0.97	64,839.16	2,940	64,839.16	2,940	0.00	2.49
SEI INVESTMENTS COMPANY Symbol: SEI Acc#: 116202741	601.000	61.940	36,984.64	0.28	36,117.51	482	36,117.51	482	0.00	1.25
BLM COMMUNITES INC REAL ESTATE INVESTMENT TRUST Symbol: BLIC Acc#: 116202741	179.000	206.370	36,944.83	0.23	17,392.32	594	17,392.32	594	0.00	1.59
JP INC CL A Symbol: JPC Acc#: 116202741	38.000	58.740	2,232.52	0.01	1,440.95	0	1,440.95	0	0.00	0.00
Total Fundable			\$91,362.26	0.97%	\$67,874.67	\$2,008	\$67,874.67	\$2,008	\$2,354.93	2.91%

VICTORIA BRASS  
174 of 275



Statement Perioded  
May 1, 2021 - December 31, 2021

Continued Account Number

Continued  
Statement

Combined Portfolio Detail

ASSET DESCRIPTION	NO. OF SHARES PER UNIT	UNIT PRICE	MARKET VALUE	PERCENT OF PORTFOLIO	TOT. COST BASIS	UNREALIZED GAIN/LOSS	ACQUA. ADJUST.	YIELD ADJUST.	
<b>Continuum Stocks - continued</b>									
<i>Information Technology</i>									
ADOBE INC Specie ADOBE class: 00724F101 Acct: 1155002741	246,000	657.000	160,493.78	0.24	64,592.66	0	0.00	0.00	
ADOBE INC Specie ADOBE class: 00724F101 Acct: 1155002741	246,000	657.000	160,493.78	0.24	64,592.66	0	0.00	0.00	
ADVEN AV UNSPONSORED AMERICAN DEPOSITORY RECEIPT Specie ADVEN class: 00758V104 Acct: 1155002741	1,250,000	28.280	35,332.00	0.05	12,452.28	0	0.00	0.00	
ADVEN AV UNSPONSORED AMERICAN DEPOSITORY RECEIPT Specie ADVEN class: 00758V104 Acct: 1155002741	1,250,000	28.280	35,332.00	0.05	12,452.28	0	0.00	0.00	
ALIBRON PLC Specie ALIBR class: 00173A109 Acct: 1155002741	304,000	152.440	46,351.76	0.07	29,745.85	437	0.00	1.09	
ALIBRON PLC Specie ALIBR class: 00173A109 Acct: 1155002741	304,000	152.440	46,351.76	0.07	29,745.85	437	0.00	1.09	
ANASTS INC Specie ANAS class: 00082C105 Acct: 1155002741	272,000	401.180	109,104.64	0.16	53,398.40	0	0.00	0.00	
ANASTS INC Specie ANAS class: 00082C105 Acct: 1155002741	272,000	401.180	109,104.64	0.16	53,398.40	0	0.00	0.00	
AUTODESK INC Specie AODK class: 052769108 Acct: 1155002741	416,000	201.180	116,978.04	0.17	61,599.50	0	0.00	0.00	
AUTODESK INC Specie AODK class: 052769108 Acct: 1155002741	416,000	201.180	116,978.04	0.17	61,599.50	0	0.00	0.00	
AUTOMATIC DATA PROCESSING INC Specie ADP class: 055015103 Acct: 1155002741	90,000	546.590	49,197.10	0.07	14,098.78	369	89.04	1.89	
AUTOMATIC DATA PROCESSING INC Specie ADP class: 055015103 Acct: 1155002741	90,000	546.590	49,197.10	0.07	14,098.78	369	89.04	1.89	
CHECK POINT SOFTWARE TECH LTD Specie CHPT class: 025468104 Acct: 1155002741	182,000	116.590	21,219.18	0.03	13,898.37	0	0.00	0.00	
CHECK POINT SOFTWARE TECH LTD Specie CHPT class: 025468104 Acct: 1155002741	182,000	116.590	21,219.18	0.03	13,898.37	0	0.00	0.00	
CRICO SYSTEMS INC Specie CRIC class: 172769102 Acct: 1155002741	2,096,000	63.370	132,182.45	0.20	56,159.53	3,065	0.00	2.35	
CRICO SYSTEMS INC Specie CRIC class: 172769102 Acct: 1155002741	2,096,000	63.370	132,182.45	0.20	56,159.53	3,065	0.00	2.35	
DAEWALLT SYS & A SPONSORED AMERICAN DEPOSITORY RECEIPT Specie DASTY class: 237546108 Acct: 1155002741	556,000	69.690	38,582.40	0.05	16,644.76	69	0.00	0.19	
DAEWALLT SYS & A SPONSORED AMERICAN DEPOSITORY RECEIPT Specie DASTY class: 237546108 Acct: 1155002741	556,000	69.690	38,582.40	0.05	16,644.76	69	0.00	0.19	



Statement Period  
May 1, 2021 - December 31, 2021

Combined Account Number

Combined  
Statement

Combined Portfolio Detail

ASSET DESCRIPTION	NO. OF SHARES HOLDING	UNIT PRICE	MARKET VALUE	PERCENT OF PORTFOLIO	YTD COST BASIS	UNREALIZED GAIN/LOSS	ANNUAL INCOME	ANNUAL INCOME	YIELD AT MIDPOINT	
<b>Common Stocks - continued</b>										
<b>INFERON TECHNOLOGIES AS SPONSORED</b>										
AMERICAN DEPOSITORY RECEIPT	1,299,000	46.000	59,766.00	0.25	59,347.50	418	0.00	0.00	0.88	
Spec: FPL class-459281103										
Acct: 1159282741	1,299,000	46.000	59,766.00	0.25	59,347.50	418	0.00	0.00	0.88	
<b>INTL BUSINESS MACHINES CORP</b>										
Spec: B class-45920101	945,000	159.950	151,748.75	0.70	151,319.75	1,007	0.00	0.00	4.91	
Acct: 1159282741	945,000	159.950	151,748.75	0.70	151,319.75	1,007	0.00	0.00	4.91	
<b>MICROCHIP TECHNOLOGY INC</b>										
Spec: N class-189017104	1,142,000	67.000	76,414.00	0.36	76,000.00	1,059	0.00	0.00	1.07	
Acct: 1159282741	1,142,000	67.000	76,414.00	0.36	76,000.00	1,059	0.00	0.00	1.07	
<b>MICROSOFT CORP</b>										
Spec: MSFT class-584918104	999,000	398.390	398,088.18	1.90	397,182.94	2,399	0.00	0.00	0.74	
Acct: 1159282741	999,000	398.390	398,088.18	1.90	397,182.94	2,399	0.00	0.00	0.74	
<b>NVIDIA CORP</b>										
Spec: NVDA class-670943104	999,000	294.110	293,911.50	1.43	293,184.42	147	0.00	0.00	0.05	
Acct: 1159282741	999,000	294.110	293,911.50	1.43	293,184.42	147	0.00	0.00	0.05	
<b>ORACLE CORPORATION</b>										
Spec: ORCL class-669941105	1,971,000	67.210	132,458.61	0.72	132,000.00	1,764	0.00	0.00	1.47	
Acct: 1159282741	1,971,000	67.210	132,458.61	0.72	132,000.00	1,764	0.00	0.00	1.47	
<b>PAYPAL HOLDINGS INC</b>										
Spec: P class-705871109	490,000	198.950	97,485.50	0.47	97,000.00	0	0.00	0.00	0.00	
Acct: 1159282741	490,000	198.950	97,485.50	0.47	97,000.00	0	0.00	0.00	0.00	
<b>QUALCOMM INC</b>										
Spec: QCOM class-747929109	990,000	192.070	190,828.50	0.92	189,800.00	2,994	0.00	0.00	1.49	
Acct: 1159282741	990,000	192.070	190,828.50	0.92	189,800.00	2,994	0.00	0.00	1.49	
<b>SALEFORCE.COM INC</b>										
Spec: CRM class-794081902	490,000	254.150	124,533.50	0.60	124,000.00	0	0.00	0.00	0.00	
Acct: 1159282741	490,000	254.150	124,533.50	0.60	124,000.00	0	0.00	0.00	0.00	
<b>SAP SE SPONSORED</b>										
AMERICAN DEPOSITORY RECEIPT	290,000	140.110	40,631.90	0.20	40,300.00	601	0.00	0.00	2.06	
Spec: SAP class-89364594										
Acct: 1159282741	290,000	140.110	40,631.90	0.20	40,300.00	601	0.00	0.00	2.06	

MEDICAL GROUP  
176 of 275



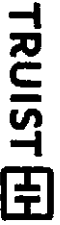
Statement Period  
May 1, 2021 - December 31, 2021

Combined Account Number

Combined  
Statement

Combined Portfolio Detail

ASSET DESCRIPTION	NO. OF SHARES PAR VALUE	UNIT PRICE	MARKET VALUE	PERCENT OF PORTFOLIO	YTD COST BASIS	ESTIMATED ANNUAL RETURN	ACQUIRED DATE	YIELD AT MARKET
<b>Common Stocks - continued</b>								
TAIWAN SEMICONDUCTOR MANUF CO LTD SPOKES AMERICAN DEPOSITORY RECEIPT REGTS 5 SHS 0500 TT Spec: TSDA class: 8740399100 Acct: 1188002741	292,000	140.110	41,002.89	0.25	34,758.87	891	0.00	2.08
TERCENT HOLDERS LTD UNSPONSORED AMERICAN DEPOSITORY RECEIPT Spec: TCSH class: 850323708 Acct: 1188002741	387,000	93.300	36,000.00	0.22	31,000.00	61	0.00	0.31
VBA INC CL A Spec: V class: 828282389 Acct: 1188002741	672,000	216.270	145,000.12	0.88	100,045.85	1,008	0.00	0.89
WORLADAY INC-CLASS A Spec: WDAY class: 981581101 Acct: 1188002741	182,000	273.190	49,800.58	0.30	23,970.11	0	0.00	0.00
YANDEX N V SHS CLASS A Spec: YNDX class: 1897291108 Acct: 1188002741	187,000	60.500	11,213.50	0.06	5,572.17	0	0.00	0.00
<b>Total Information Technology</b>								
			\$2,983,891.94	18.89%	\$1,087,198.87	\$17,282	\$48,423	0.37%
<b>Communication Services</b>								
ALPHABET INC CL C Spec: GOOG class: 02879K107 Acct: 1188002741	37,000	2,893.830	107,082.93	0.65	48,998.34	0	0.00	0.00
ALPHABET INC CL A Spec: GOOGL class: 02879K305 Acct: 1188002741	37,000	2,887.240	107,180.48	0.65	49,820.70	0	0.00	0.00
BCE INC Spec: BCE class: 098348780	1,574,000	62.040	71,922.88	0.43	68,885.73	3,873	0.00	5.82



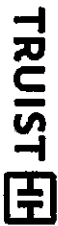
Statement Period  
May 1, 2021 - December 31, 2021

Combined Account Number

Combined Statement

Combined Portfolio Detail

ASST DESCRIPTION	NO. OF SHARES PAR VALUE	UNIT PRICE	MARKET VALUE	PERCENT OF PORTFOLIO	YTD COST BASIS	UNREALIZED GAIN/LOSS	ADJUSTED COST BASIS	YTD AT RISK
<b>Common Stocks - continued</b>								
Acct: 11820027N1	1,274,000	82.040	71,209,280	8.43	85,898,179	3,679	86,239	8.42
META PLATFORMS INC CL A Spec: FB class: 30203WH02 Acct: 11820027N1	518,000	330.350	171,225,350	1.95	88,408,718	0	0.00	0.00
Acct: 11820027N1	514,000	336.350	172,822,350	1.97	89,408,718	0	0.00	0.00
TWITTER INC Spec: TWTR class: 80194L102 Acct: 11820027N1	1,082,000	43.220	46,680,640	0.55	50,739,550	0	0.00	0.00
Acct: 11820027N1	1,082,000	43.220	46,680,640	0.55	51,739,550	0	0.00	0.00
VODAFONE GROUP PLC Spec: VOD class: 22827W306 Acct: 11820027N1	0.000	14.830	0.00	0.00	0.00	0	503.33	0.00
Acct: 11820027N1	0.000	14.830	0.00	0.00	0.00	0	503.33	0.00
Total Communication Services			\$80,898,920	3.09%	\$88,194,35	\$3,679	\$1,001.33	0.37%
<b>Utilities</b>								
AMERICAN ELEC PWR INC Spec: AEP class: 028307101 Acct: 11820027N1	188,000	88.870	16,707,260	0.08	18,512,282	482	0.00	2.81
Acct: 11820027N1	188,000	88.870	16,707,260	0.08	18,512,282	482	0.00	2.81
DUKE ENERGY CORP Spec: DUK class: 204410204 Acct: 11820027N1	678,000	104.800	71,287,100	0.43	85,424,285	2,876	0.00	3.78
Acct: 11820027N1	678,000	104.800	71,287,100	0.43	85,424,285	2,876	0.00	3.78
NATIONAL GRID PLC SPCORPOR AMERICAN DEPOSITARY RECEIPT Spec: NGS class: 632274408 Acct: 11820027N1	519,000	72.300	37,523,700	0.22	38,713,844	1,738	1,183.41	4.71
Acct: 11820027N1	519,000	72.300	37,523,700	0.22	38,713,844	1,738	1,183.41	4.71
PPL CORPORATION Spec: PPL class: 603311108 Acct: 11820027N1	0.000	30.000	0.00	0.00	0.00	0	483.38	0.00
Acct: 11820027N1	0.000	30.000	0.00	0.00	0.00	0	483.38	0.00
PUBLIC SERVICE ENTERPRISE GROUP INC Spec: PEG class: 744873105	316,000	88.730	28,000,860	0.13	18,880,72	680	0.00	3.08



Statement Period  
May 1, 2021 - December 31, 2021

Combined Account Number

Combined  
Statement

Combined Portfolio Detail

ASSET DESCRIPTION	NO. OF SHARES FOLIO VALUE	UNIT PRICE	MARKET VALUE	PERCENTAGE OF PORTFOLIO	TOT. COST BASIS	UNREALIZED GAIN/LOSS	ACQUIRED COST	YIELD RATIO	
<b>Common Stocks - continued</b>									
Acct: 115202741	319,000	62.730	20,000.00	0.13	19,000.72	600	0.00	3.09	
SOUTHERN COMPANY	691,000	68.650	47,426.50	0.36	44,758.46	2,673	0.00	3.85	
Symbol: SO class: 642527107									
Acct: 115202741	601,000	68.699	41,286.46	0.36	41,286.46	2,273	0.00	3.85	
Total Utilities			88,712.96		86,044.92	4,948.04			
<b>Actual Funds-Equity</b>									
INVECO DEVELOPING MARKETS FUND	13,948,689	47.000	657,207.07	3.78	622,007.36	3,576	0.00	0.57	
Symbol: DMV class: 00145W689									
Acct: 115202741	15,948,089	47.000	751,207.07	3.78	722,007.36	3,576	0.00	0.57	
INVECO S&P 500 PURE VALUE ETF	1,961,000	80.800	158,488.00	0.90	149,940.39	2,872	0.00	1.82	
Symbol: RPV class: 49187V259									
Acct: 115202741	1,691,000	88.800	149,940.39	0.89	149,940.39	2,872	0.00	1.82	
INVECO S&P 500 EQUAL WEIGHT ETF	920,000	182.750	168,730.00	0.90	149,268.00	1,911	0.00	1.29	
Symbol: RSP class: 49197V357									
Acct: 115202741	820,000	182.750	149,730.00	0.89	149,268.00	1,911	0.00	1.29	
ISHARES CORE S&P SMALL-CAP ETF	673,000	114.610	77,143.30	0.40	34,573.99	1,005	0.00	1.88	
Symbol: IFC class: 484267604									
Acct: 115202741	673,000	114.610	66,614.33	0.40	34,573.99	1,005	0.00	1.88	
ISHARES RUSSELL MIDCAP GROWTH ETF	8,992,000	118.290	1,063,058.24	6.25	497,293.89	2,198	191.40	0.30	
Symbol: RMP class: 484267491									
Acct: 115202741	8,992,000	118.290	1,058,058.24	6.25	497,293.89	2,198	191.40	0.30	
ISHARES S&P MIDCAP 400 VALUE ETF	572,000	110.880	63,308.96	0.38	54,194.15	1,023	0.00	1.82	
Symbol: IML class: 490267705									
Acct: 115202741	572,000	110.880	63,308.96	0.38	54,194.15	1,023	0.00	1.82	
MORAN STANLEY INSTITUTIONAL FUND INC - GLOBAL OPPORTUNITY PORTFOLIO	18,280,000	42.890	781,893.18	3.18	850,000.00	0	0.00	0.00	
Symbol: MSTRX class: 81700X785									



Statement Period  
May 1, 2021 - December 31, 2021

Combined Account Number

Combined  
Statement

Combined Investment Sales and Maturities - continued

DATE	DESCRIPTION	NO. OF SHARES/PAR VALUE	TRF COST BASIS	PROCEEDS	REALIZED GAINS/LOSSES
04/20/21	SOLD 100,000 PAR VALUE CP ND STATE CAP REP FRR 6.00% 6/01/29 TRADE DATE 6/6/21 NON-TAXABLE TO FEDERAL AND STATE FC SO 6/6/21 Acct: 1159302699	100,000.00 100,000.00	-100,000.00 -100,000.00	100,000.00 100,000.00	
01/19/21	MATURED 100,000 PAR VALUE CP NORTH CAROLINA ST 6.00% 6/01/21 TRADE DATE 6/1/21 NON-TAXABLE TO FEDERAL AND STATE 100,000 PAR VALUE AT 100 % Acct: 1159302699	100,000.00 100,000.00	-100,000.00 -100,000.00	100,000.00 996,070.00	
01/19/21	SOLD 48 SHARES OF ORIGAMON4 CD TRADE DATE 6/6/21 SOLD THROUGH COHEN & COMPANY LLC PAID \$228 BROKERAGE PAID \$211 BROKER TAXABLE TO FEDERAL AND STATE 48 SHARES AT \$28.22 Acct: 1159302747	48.00 48.00	-1,022.91 -1,022.91	1,314.31 1,314.31	-308.70 -308.70
01/19/21	MATURED 140,000 PAR VALUE CP HOCKEY INC 6.00% 6/01/21 TRADE DATE 6/1/21 NON-TAXABLE TO FEDERAL AND STATE 140,000 PAR VALUE AT 100 % Acct: 1159302699	140,000.00 140,000.00	-140,000.00 -140,000.00	140,000.00 140,000.00	
10/21/2021	SOLD 0.0704 SHARES OF XP INC CL A TRADE DATE 10/21/21 SOLD THROUGH CA CASH IN LEBU TAXABLE TO FEDERAL AND STATE 0.0704 SHARES AT \$84.681 FRACTIONAL SHARES SOLD @ \$84.681 Acct: 1159302747	0.07 0.07	-2.90 -2.90	2.44 2.44	-0.46 -0.46



Statement Period  
May 1, 2021 - December 31, 2021

Combined Account Number

Combined  
Statement

Combined Investment Sales and Realities - continued

DATE	DESCRIPTION	NO. OF SHARES/SHARE VALUE	NET COST BASIS	PROCEEDS	REALIZED GAINS/LOSSES
12/16/2021	SOLD 49 SHARES OF KYNORNYL HOLDINGS INC TRADE DATE 12/16/21 SOLD THROUGH COMENI & COMPANY LLC PAID \$0.74 BROKERAGE TAXABLE TO FEDERAL AND STATE 49 SHARES AT \$17.26 Acct: 112502741	49.00	-1,410.82	874.40	-536.42
12/08/2021	SOLD 0.7 SHARES OF COMMERCE BANCSHARES INC TRADE DATE 12/08/21 SOLD THROUGH CA CASH IN LBU TAXABLE TO FEDERAL AND STATE 0.7 SHARES AT \$68.0000 FRACTIONAL SHARES SOLD @ \$68.000000 Acct: 112502741	0.70	-56.89	48.29	13.25
12/01/2021	SOLD 2,094 SHARES OF ATSI INC TRADE DATE 12/01/21 SOLD THROUGH BAYPOINT TRADERS LLC PAID \$0.125 BROKERAGE PAID \$0.17 SEC FEE SOLD ON THE NEW YORK STOCK EXCHANGE, INC. TAXABLE TO FEDERAL AND STATE 2,094 SHARES AT \$0.4541 Acct: 112502741	2,094.00	-943,972.51	51,206.43	-14,091.85
12/01/2021	SOLD 25 SHARES OF ALBAMA GROUP HOLDING LTD SPONS ADR TRADE DATE 12/01/21 SOLD THROUGH CANTOR FITZGERALD & CO. PAID \$0.25 BROKERAGE PAID \$0.02 SEC FEE SOLD ON THE OTC BULLETIN BOARD TAXABLE TO FEDERAL AND STATE 25 SHARES AT \$111.82 Acct: 112502741	25.00	-4,593.79	3,918.82	-4,022.87

11/25/21 2:40 PM



Statement Period  
May 1, 2021 - December 31, 2021

Combined Account Number  
[REDACTED]

**Combined  
Statement**

Combined Investment Sales and Maturities - continued

DATE	DESCRIPTION	NO. OF SHARES/PAID VALUE	PER ORDER PRICE	PROCEEDS	AGGREGATE BALANCE
12/31/2021	SOLD 3,108 SHARES OF AMEREN SA SHARES ADM TRADE DATE 12/28/21	3,108.00	-11,183.65	6,500.48	-4,703.67
	SOLD THROUGH INTL. TRADING INC. PAID \$4.82 BROKERAGE PAID \$0.24 SEC FEE	5,108.00	-11,183.65	6,500.48	-4,703.67
	SOLD ON THE OTC BULLETIN BOARD TAXABLE TO FEDERAL AND STATE 9,108 SHARES AT \$2.705 Acct: 1189032741				
12/31/2021	SOLD 282 SHARES OF BRISTOL MYERS SQUIBB CO TRADE DATE 12/28/21	282.00	-13,493.55	14,449.46	1,093.89
	SOLD THROUGH USB WASHINGTON PAID \$1.74 BROKERAGE PAID \$0.08 SEC FEE	282.00	-13,493.55	14,449.46	1,093.89
	SOLD ON THE OTC BULLETIN BOARD TAXABLE TO FEDERAL AND STATE 282 SHARES AT \$82.29 Acct: 1189032741				
12/31/2021	SOLD 838 SHARES OF DOMINION ENERGY INC TRADE DATE 12/28/21	838.00	-82,898.49	85,409.23	2,523.34
	SOLD THROUGH COWEN & COMPANY LLC PAID \$12.87 BROKERAGE PAID \$0.24 SEC FEE	838.00	-82,898.49	85,409.23	2,523.34
	TAXABLE TO FEDERAL AND STATE 838 SHARES AT \$78.00 Acct: 1189032741				
12/31/2021	SOLD 722 SHARES OF EXXON MOBIL CORP TRADE DATE 12/28/21	722.00	-80,498.89	44,533.10	-4,092.89
	SOLD THROUGH COWEN & COMPANY LLC PAID \$10.83 BROKERAGE PAID \$0.25 SEC FEE	722.00	-80,498.89	44,533.10	-4,092.89
	TAXABLE TO FEDERAL AND STATE 722 SHARES AT \$81.58 Acct: 1189032741				



Statement Period  
May 1, 2021 - December 31, 2021

Combined Account Number  
[REDACTED]

Combined  
Statement

Combined Investment Sales and Maturities - continued

DATE	DESCRIPTION	NO. OF SHARES/UNIT	NET COST BASIS	PROCEEDS	NET USD GAINS/LOSSES
12/31/2021	SOLD 1,519 SHARES OF TRUI INVESTMENT HOLDING SPONS ADR TRADE DATE 12/30/21 SOLD THROUGH INTL TRADING INC. PAID \$24.17 BROKERAGE PAID \$10.93 SEC FEE SOLD ON THE OFC BULLETIN BOARD TAXABLE TO FEDERAL AND STATE 1,519 SHARES AT \$23.75 Acct: 1155022741	1,519.00	-12,595.59	5,035.46	-4,730.13
12/31/2021	SOLD 1,025 SHARES OF PPL CORPORATION TRADE DATE 12/29/21 SOLD THROUGH STEEL, NICOLAUS & CO, INC. PAID \$24.99 BROKERAGE PAID \$0.10 SEC FEE TAXABLE TO FEDERAL AND STATE 1,025 SHARES AT \$23.65 Acct: 1155022741	1,025.00	-26,794.87	50,559.47	792.60
12/31/2021	SOLD 278 SHARES OF ROYAL DUTCH SHELL P.L.C. SPONS ADR TRADE DATE 12/29/21 SOLD THROUGH COWEN & COMPANY LLC PAID \$4.17 BROKERAGE PAID \$0.07 SEC FEE TAXABLE TO FEDERAL AND STATE 278 SHARES AT \$44.601 Acct: 1155022741	278.00	-19,101.09	12,184.09	-4,952.00
12/31/2021	SOLD 539 SHARES OF TC ENERGY CORP TRADE DATE 12/29/21 SOLD THROUGH COWEN & COMPANY LLC PAID \$7.24 BROKERAGE PAID \$0.18 SEC FEE TAXABLE TO FEDERAL AND STATE 539 SHARES AT \$42.09 Acct: 1155022741	539.00	-25,026.17	24,944.35	-911.82

183 of 275

MAR 21 2022



Statement Period: **May 1, 2021 - December 31, 2021**

Continued Account Number: [REDACTED]

**Combined Statement**

**Continued Investment Sales and Maturities - continued**

DATE	DESCRIPTION	IN. OF SHARES/UNIT VALUE	TAX COST BASIS	PROCEEDS	REALIZED GAIN/LOSS
12/31/2021	SOLD 1,228 SHARES OF VERIZON COMMUNICATIONS INC TRADE DATE 12/28/21				
	SOLD THROUGH BAYPOINT TRADING LLC				
	PAID \$18.48 BROKERAGE				
	PAID \$0.25 SEC FEE				
	SOLD ON THE NEW YORK STOCK EXCHANGE, INC. TAXABLE TO FEDERAL AND STATE				
	1,228 SHARES AT \$22.29	1,228.00	-68,922.87	0,418.25	-4,404.62
	Acc: 1102022741	1,228.00	-68,922.87	0,418.25	-4,404.62

12/31/2021	SOLD 1,691 SHARES OF KODAKONE GROUP PLC SPONS ADR TRADE DATE 12/28/21				
	SOLD THROUGH INTL. TRADING INC. PAID \$4.98 BROKERAGE				
	PAID \$0.19 SEC FEE				
	SOLD ON THE OTC BULLETIN BOARD TAXABLE TO FEDERAL AND STATE				
	1,691 SHARES AT \$16.29	1,691.00	-31,100.76	23,265.03	-8,746.73
	Acc: 1102022741	1,691.00	-31,100.76	23,265.03	-8,746.73

Total Investment Sales and Maturities: **-6742,184.49**      **5822,978.75**      **-649,185.74**

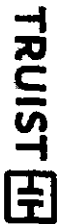
**Continued Bond Maturities**

DESCRIPTION	1-4 YEARS	5-9 YEARS	10-19 YEARS
US TREASURY	32,790,188.45	81,795,427.85	80.00
	\$291,886.50		

**List of Bonds**

DESCRIPTION	AMOUNT VALUE AS OF 12/31/2021	YIELD TO MATURITY	DESCRIPTION	AMOUNT VALUE AS OF 12/31/2021	YIELD TO MATURITY
POBBYTH COUNTY NORTH CAROLINA 07/01/2022	182,878.59	0.50	LEE CNTY NORTH CAROLINA UNIT 09/01/2023	138,741.25	0.34
DARRHAM NORTH CAROLINA 08/01/2022	183,690.88	0.50	CHARLOTTE NORTH CAROLINA WTR 07/01/2023	153,667.20	0.34
JOHNSON CNTY NORTH CAROLINA 09/01/2023	106,194.80	0.18	ORANGE CNTY NORTH CAROLINA 11/15/2028	151,982.50	0.50
POBBYTH CNTY NORTH CAROLINA 09/01/2023	192,672.60	0.51	JOHNSON CNTY NORTH CAROLINA 09/01/2024	147,982.40	0.50
GUILFORD CNTY NORTH CAROLINA 09/01/2023	104,894.80	0.50	FAVETTEVILLE NORTH CAROLINA P 09/01/2024	110,018.00	0.50

184 of 275



Statement Period  
May 1, 2021 - December 31, 2021

Combined Account Number

Combined  
Statement

List of Bonds

ISSUER	AMOUNT PAID AS OF 12/31/2021	YIELD TO MATURITY	ISSUER	AMOUNT PAID AS OF 12/31/2021	YIELD TO MATURITY
ORANGE CNTY NORTH CAROLINA 04/01/2024	136,508.75	0.51	GASTON CNTY NORTH CAROLINA 02/01/2027	151,546.65	0.56
PERDUE CNTY NORTH CAROLINA 07/01/2024	111,658.00	0.34	FAVETTEVILLE NORTH CAROLINA P 02/01/2027	152,543.75	0.58
PERDUE CNTY NORTH CAROLINA 10/01/2024	132,182.00	0.36	DURHAM NORTH CAROLINA LTD COR 04/01/2027	123,189.00	0.59
WAKE COUNTY NORTH CAROLINA 05/01/2025	148,158.56	0.38	JACKSONVILLE NORTH CAROLINA E 05/01/2027	125,518.40	0.74
ALBANY NORTH CAROLINA 05/01/2025	144,327.50	0.45	CASBY NORTH CAROLINA 05/01/2027	102,000.00	0.75
CARTER NORTH CAROLINA 05/01/2025	144,250.00	0.45	LINDSEY CNTY NORTH CAROLINA SMT 09/01/2027	122,783.00	0.75
NORTH CAROLINA STATE 05/01/2025	153,111.00	0.45	MOORE CNTY NORTH CAROLINA 12/01/2027	125,510.00	0.75
WALTON NORTH CAROLINA 05/01/2025	138,458.00	0.45	FRANKLIN CNTY NORTH CAROLINA 05/01/2028	133,043.40	0.75
MICHAELBOROUGH CNTY NORTH CAROLINA 05/01/2025	148,182.50	0.45	ASHFORDVILLE NORTH CAROLINA LTD 04/01/2028	125,470.00	4.79
WAKE CNTY NORTH CAROLINA LTD 05/01/2025	118,250.00	0.45	NORTH CAROLINA STATE 05/01/2028	157,241.55	0.94
NORTH CAROLINA STATE LTD 05/01/2025	149,557.50	0.47	CARTER NORTH CAROLINA 05/01/2028	143,594.50	
LINDSEY CNTY NORTH CAROLINA 05/01/2025	150,252.75	0.47	BURRY CNTY NORTH CAROLINA LTD 10/01/2030	118,051.70	1.14



Statement Period  
May 1, 2021 - December 31, 2021

Combined Account Number  
[REDACTED]

Combined  
Statement

Combined Activity Detail

TRANSACTION DESCRIPTION	DATE	PL. OF DEPOSIT/PAID VALUE	INCOME EARN	PREVIOUS BALANCE	POSTING BALANCE
STATEMENT BEGINNING BALANCE	5/1/2021		\$774,112.81	-4773,778.11	\$12,294,651.59
Receipts					
Interest					
CASH RECEIPT OF INTEREST EARNED ON LEASING CONTRACTS 5.000% 6/01/20 80225451 PV ON 125,000 PAR VALUE DUE 6/1/21 Acct: 1162025451	5/29/2021 6/30/2021	125,000.00	3,125.00		
CASH RECEIPT OF INTEREST EARNED ON NC STATE CAP IMP FNS 5.000% 5/01/20 80225451 PV ON 100,000 PAR VALUE DUE 5/1/21 Acct: 1162025451	5/29/2021 6/30/2021	100,000.00	2,500.00		
CASH RECEIPT OF INTEREST EARNED ON NORTH CAROLINA ST 5.000% 6/01/20 80225451 PV ON 125,000 PAR VALUE DUE 6/1/21 Acct: 1162025451	5/29/2021 6/30/2021	125,000.00	3,125.00		
PAID ACCRUED INTEREST ON PURCHASE OF CASH/NC UNW/LS/STK 6/01/27 Acct: 1162025451	5/11/2021 5/11/2021 5/11/2021		-2.74 -1.16 -1.09		
CASH RECEIPT OF INTEREST EARNED ON AFPS NC 5.000% 6/01/20 80225451 PV ON 125,000 PAR VALUE DUE 6/1/21 Acct: 1162025451	5/11/2021 5/11/2021	125,000.00	3,125.00		
CASH RECEIPT OF INTEREST EARNED ON CARY NC 5.000% 6/01/20 80225451 PV ON 125,000 PAR VALUE DUE 6/1/21 Acct: 1162025451	5/11/2021 5/11/2021	125,000.00	3,125.00		
CASH RECEIPT OF INTEREST EARNED ON FORSYTH CNTY NC 5.000% 11/30/17 80225451 PV ON 125,000 PAR VALUE DUE 6/1/21 Acct: 1162025451	5/11/2021 5/11/2021	125,000.00	3,125.00		

VLSBGA 0546  
186 of 275



Statement Period  
May 1, 2021 - December 31, 2021

Combined Account Number  
[REDACTED]

Combined  
Statement

Combined Activity Detail - continued

TRANSACTION DESCRIPTION	DATE	AMOUNT	NUMBER	ACCOUNT	PERIOD	DATE
<b>Receipts - continued</b>						
CASH RECEIPT OF INTEREST EARNED ON NORTH CAROLINA ST 5.000% 1/20/12Z \$0.02561 PV ON 150,000 PAR VALUE DUE 6/1/21 Acct: 1158000009	6/1/2021 6/1/2021	110,000.00	2,790.00			
CASH RECEIPT OF INTEREST EARNED ON NORTH CAROLINA ST 5.000% 6/9/12Z \$0.02561 PV ON 150,000 PAR VALUE DUE 6/1/21 Acct: 1158000009	6/1/2021 6/1/2021	110,000.00	2,790.00			
CASH RECEIPT OF INTEREST EARNED ON NORTH CAROLINA ST 5.000% 6/9/12Z \$0.02561 PV ON 150,000 PAR VALUE DUE 6/1/21 Acct: 1158000009	6/1/2021 6/1/2021	190,000.00	3,250.00			
CASH RECEIPT OF INTEREST EARNED ON NORTH CAROLINA ST 5.000% 6/9/12Z \$0.02561 PV ON 190,000 PAR VALUE DUE 6/1/21 Acct: 1158000009	6/1/2021 6/1/2021	190,000.00	3,250.00			
CASH RECEIPT OF INTEREST EARNED ON NORTH CAROLINA ST 5.000% 6/9/12Z \$0.02561 PV ON 190,000 PAR VALUE DUE 6/1/21 Acct: 1158000009	6/1/2021 6/1/2021	100,000.00	2,500.00			
CASH RECEIPT OF INTEREST EARNED ON NORTH CAROLINA ST 5.000% 6/9/12Z \$0.02561 PV ON 100,000 PAR VALUE DUE 6/1/21 Acct: 1158000009	6/1/2021 6/1/2021	125,000.00	3,125.00			
CASH RECEIPT OF INTEREST EARNED ON NORTH CAROLINA ST 5.000% 6/9/12Z \$0.02561 PV ON 100,000 PAR VALUE DUE 6/1/21 Acct: 1158000009	6/1/2021 6/1/2021	190,000.00	3,600.00			
REVERSAL - PAID ACQUIRED INTEREST ON PURCHASE CASH NC VAW 0.070% 6/01/12Z Acct: 1158000009	6/2/2021 6/2/2021		1.15			
CASH RECEIPT OF INTEREST EARNED ON CASH NC VAW 0.050% 6/01/12Z \$0.00099081 PV ON 100,000 PAR VALUE DUE 6/2/21 Acct: 1158000009	6/2/2021 6/2/2021	100,000.00	0.95			
CASH RECEIPT OF INTEREST EARNED ON CASH NC VAW 0.050% 6/01/12Z \$0.00099081 PV ON 100,000 PAR VALUE DUE 6/2/21 Acct: 1158000009	6/2/2021 6/2/2021	100,000.00	0.95			
CASH RECEIPT OF INTEREST EARNED ON CHARRLOTTE NC VAW 5.600% 7/20/12Z \$0.02451 PV ON 150,000 PAR VALUE DUE 7/1/21 Acct: 1158000009	7/1/2021 7/1/2021	150,000.00	3,150.00			
CASH RECEIPT OF INTEREST EARNED ON CHARRLOTTE NC VAW 5.600% 7/20/12Z \$0.02451 PV ON 150,000 PAR VALUE DUE 7/1/21 Acct: 1158000009	7/1/2021 7/1/2021	150,000.00	4,125.00			

11/20/21 10:30 AM

187 of 275



Statement Period  
May 1, 2021 - December 31, 2021

Combined Account Number

Combined  
Statement

Combined Activity Detail - continued

TRANSACTION DESCRIPTION	DATE	NO. OF BUSINESS DAYS	RECEIVED CASH	PRINCIPAL CASH	TAX COST BASIS
<b>Receipts - continued</b>					
CASH RECEIPT OF INTEREST EARNED ON FORSTH CNTY NC 5.000% 7/01/22 80205451 PV ON 150,000 PAR VALUE DUE 7/1/21 Acct: 1155000599	7/1/2021		150,000.00		3,000.00
CASH RECEIPT OF INTEREST EARNED ON FORSTH CNTY NC 5.000% 7/01/22 80205451 PV ON 150,000 PAR VALUE DUE 7/1/21 Acct: 1155000599	7/1/2021		150,000.00		3,000.00
CASH RECEIPT OF INTEREST EARNED ON FORSTH CNTY NC 5.000% 7/01/22 80205451 PV ON 150,000 PAR VALUE DUE 7/1/21 Acct: 1155000599	7/1/2021		150,000.00		3,000.00
CASH RECEIPT OF INTEREST EARNED ON GASTON CNTY NC 5.000% 5/01/27 80205451 PV ON 150,000 PAR VALUE DUE 7/1/21 Acct: 1155000599	7/1/2021		150,000.00		3,000.00
CASH RECEIPT OF INTEREST EARNED ON GASTON CNTY NC 5.000% 5/01/27 80205451 PV ON 150,000 PAR VALUE DUE 7/1/21 Acct: 1155000599	7/1/2021		150,000.00		3,000.00
CASH RECEIPT OF INTEREST EARNED ON JOHNSON CNTY NC 5.000% 5/01/24 80205451 PV ON 150,000 PAR VALUE DUE 8/1/21 Acct: 1155000599	8/2/2021		150,000.00		3,000.00
CASH RECEIPT OF INTEREST EARNED ON JOHNSON CNTY NC 5.000% 5/01/24 80205451 PV ON 150,000 PAR VALUE DUE 8/1/21 Acct: 1155000599	8/2/2021		150,000.00		3,000.00
CASH RECEIPT OF INTEREST EARNED ON JOHNSON CNTY NC 5.000% 5/01/24 80205451 PV ON 150,000 PAR VALUE DUE 8/1/21 Acct: 1155000599	8/2/2021		150,000.00		3,000.00
CASH RECEIPT OF INTEREST EARNED ON JOHNSON CNTY NC 5.000% 5/01/24 80205451 PV ON 150,000 PAR VALUE DUE 8/1/21 Acct: 1155000599	8/2/2021		150,000.00		3,000.00
CASH RECEIPT OF INTEREST EARNED ON DURHAM NC 5.000% 5/01/22 80205451 PV ON 150,000 PAR VALUE DUE 8/1/21 Acct: 1155000599	8/1/2021		150,000.00		3,000.00
CASH RECEIPT OF INTEREST EARNED ON DURHAM NC 5.000% 5/01/22 80205451 PV ON 150,000 PAR VALUE DUE 8/1/21 Acct: 1155000599	8/1/2021		150,000.00		3,000.00



Statement Period  
May 1, 2021 - December 31, 2021

Confirmed Account Number  
[REDACTED]

Combined  
Statement

Combined Activity Detail - fourthward

TRANSACTION DESCRIPTION	DATE	NO. OF SHARES/PAID VALUE	MARKET PRICE	PRINCIPAL COST	TOTAL COST BASIS
<b>Receipts - continued</b>					
CASH RECEIPT OF INTEREST EARNED ON PAYETTEVILLE NC PUBS, 5.000%, 3/07/24 \$0.025/\$1 PV ON 100,000 PAR VALUE DUE 01/21 Acct: 1152020002	01/20/21 01/20/21	100,000.00	2.900.00		
CASH RECEIPT OF INTEREST EARNED ON PAYETTEVILLE NC PUBS 5.000%, 3/07/27 \$0.025/\$1 PV ON 125,000 PAR VALUE DUE 01/21 Acct: 1152020002	01/20/21 01/20/21	125,000.00	3,125.00		
CASH RECEIPT OF INTEREST EARNED ON FORSTH CNTY NC 5.000%, 3/07/22 \$0.025/\$1 PV ON 100,000 PAR VALUE DUE 01/21 Acct: 1152020002	01/20/21 01/20/21	100,000.00	2,900.00		
CASH RECEIPT OF INTEREST EARNED ON FRANKLIN CNTY NC 4.000%, 3/07/28 \$0.025/\$1 PV ON 110,000 PAR VALUE DUE 01/21 Acct: 1152020002	01/20/21 01/20/21	110,000.00	2,900.00		
CASH RECEIPT OF INTEREST EARNED ON GUILFORD CNTY NC 5.000%, 3/07/22 \$0.025/\$1 PV ON 100,000 PAR VALUE DUE 01/21 Acct: 1152020002	01/20/21 01/20/21	100,000.00	2,900.00		
CASH RECEIPT OF INTEREST EARNED ON HICKORY NC 5.000%, 3/07/21 \$0.025/\$1 PV ON 140,000 PAR VALUE DUE 01/21 Acct: 1152020002	01/20/21 01/20/21	140,000.00	3,500.00		
CASH RECEIPT OF INTEREST EARNED ON MCDONOUGH CNTY NC 5.000%, 3/07/25 \$0.025/\$1 PV ON 125,000 PAR VALUE DUE 01/21 Acct: 1152020002	01/20/21 01/20/21	125,000.00	3,125.00		
CASH RECEIPT OF INTEREST EARNED ON WALDEN NC 5.000%, 3/07/25 \$0.025/\$1 PV ON 100,000 PAR VALUE DUE 01/21 Acct: 1152020002	01/20/21 01/20/21	100,000.00	2,900.00		



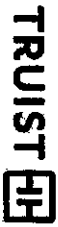
Statement Period  
May 1, 2021 - December 31, 2021

Qualified Account Number  
[REDACTED]

Combined  
Statement

Combined Activity Detail - continued

TRANSACTION DESCRIPTION	DATE	AMOUNT	INCOME CODE	PRINCIPAL CODE	TAX COST BASIS
<b>Receipts - continued</b>					
CASH RECEIPT OF INTEREST EARNED ON LINCOLN CNTY NC 5.000% 5/31/16 \$0.0255451 PV ON 125,000 PAR VALUE DUE 9/1/21 Acct: 1152000000	9/1/2021 9/1/2021	125,000.00 125,000.00	3,125.00 3,125.00		
CASH RECEIPT OF INTEREST EARNED ON VAHLE CNTY NC 5.000% 3/1/15 \$0.0255451 PV ON 125,000 PAR VALUE DUE 9/1/21 Acct: 1152000000	9/1/2021 9/1/2021	125,000.00 125,000.00	3,125.00 3,125.00		
CASH RECEIPT OF INTEREST EARNED ON WAKE CNTY NC LTD CORP 5.000% 3/1/15 \$0.0255451 PV ON 100,000 PAR VALUE DUE 9/1/21 Acct: 1152000000	9/1/2021 9/1/2021	100,000.00 100,000.00	2,500.00 2,500.00		
CASH RECEIPT OF INTEREST EARNED ON CARY NC VLV 0.000% 6/01/17 \$0.00001681 PV ON 100,000 PAR VALUE DUE 9/1/21 Acct: 1152000000	9/2/2021 9/2/2021	100,000.00 100,000.00	1.50 1.50		
CASH RECEIPT OF INTEREST EARNED ON ASHEMILE NC PFE 5.000% 4/01/15 \$0.0255451 PV ON 125,000 PAR VALUE DUE 10/1/21 Acct: 1152000000	10/1/2021 10/1/2021	125,000.00 125,000.00	3,125.00 3,125.00		
CASH RECEIPT OF INTEREST EARNED ON DURHAM NC LTD CORP 5.000% 4/01/17 \$0.0255451 PV ON 100,000 PAR VALUE DUE 10/1/21 Acct: 1152000000	10/1/2021 10/1/2021	100,000.00 100,000.00	2,500.00 2,500.00		
CASH RECEIPT OF INTEREST EARNED ON RIBELL CNTY NC 5.000% 1/09/14 \$0.0255451 PV ON 155,000 PAR VALUE DUE 10/1/21 Acct: 1152000000	10/1/2021 10/1/2021	155,000.00 155,000.00	3,575.00 3,575.00		
CASH RECEIPT OF INTEREST EARNED ON ORANGE CNTY NC 4.000% 4/1/14 \$0.0255451 PV ON 125,000 PAR VALUE DUE 10/1/21 Acct: 1152000000	10/1/2021 10/1/2021	125,000.00 125,000.00	2,500.00 2,500.00		



Statement Period  
May 1, 2021 - December 31, 2021

Combined Account Number

Combined  
Statement

Combined Activity Detail - continued

TRANSACTION DESCRIPTION	DATE	NO. OF SHARES/PAR VALUE	ISSUE PRICE	PRINCIPAL AMT	YTD COST BASIS
<b>Receipts - continued</b>					
CASH RECEIPT OF INTEREST EARNED ON RANDOLPH CNTY NO 5.000% 10/01/20 \$0.055851 PV ON 125,000 PAR VALUE DUE 10/1/21 Acct: 1152025829	10/1/2021		125,000.00	3,195.00	
CASH RECEIPT OF INTEREST EARNED ON CARY NC VAY 0.000% 8/01/27 \$0.0003251 PV ON 100,000 PAR VALUE DUE 10/01/21 Acct: 1152025829	10/1/2021		100,000.00	3.45	
CASH RECEIPT OF INTEREST EARNED ON JACKSONVILLE NO ENT 5.000% 5/01/27 \$0.027561 PV ON 105,000 PAR VALUE DUE 11/1/21 Acct: 1152025829	11/1/2021		105,000.00	2,887.50	
CASH RECEIPT OF INTEREST EARNED ON LEE CNTY NC LIMITED 5.000% 5/01/22 \$0.025561 PV ON 125,000 PAR VALUE DUE 11/1/21 Acct: 1152025829	11/1/2021		125,000.00	3,195.00	
CASH RECEIPT OF INTEREST EARNED ON NORTH CAROLINA ST 5.000% 5/01/25 \$0.025851 PV ON 125,000 PAR VALUE DUE 11/1/21 Acct: 1152025829	11/1/2021		125,000.00	3,195.00	
CASH RECEIPT OF INTEREST EARNED ON CARY NC VAY 0.000% 8/01/27 \$0.0003251 PV ON 100,000 PAR VALUE DUE 11/01/21 Acct: 1152025829	11/01/2021		100,000.00	4.03	
CASH RECEIPT OF INTEREST EARNED ON CHANGE CNTY NO 5.000% 11/15/20 \$0.01955851 PV ON 125,000 PAR VALUE DUE 11/1/21 Acct: 1152025829	11/15/2021		125,000.00	2,447.82	
CASH RECEIPT OF INTEREST EARNED ON ASSET NO 5.000% 5/01/25 \$0.025851 PV ON 125,000 PAR VALUE DUE 12/01/21 Acct: 1152025829	12/01/2021		125,000.00	3,195.00	



Statement Period  
May 1, 2001 - December 31, 2001

Combined Account Number

Combined  
Statement

Combined Activity Detail - continued

TRANSACTION DESCRIPTION	DATE	AMOUNT	REMARKS	PERIOD	TYPE
<b>Receipts - continued</b>					
CASH RECEIPT OF INTEREST EARNED ON CITY NC V-4V 0.00% 18/1/02	18/1/2001	100,000.00	4.00		
90,000,000 PV ON 100,000 PAR VALUE DUE 18/1/01	18/1/2001	100,000.00	4.00		
Acct: 1150000000					
CASH RECEIPT OF INTEREST EARNED ON CITY NC 5.00% 6/01/00	18/1/2001	125,000.00	3,100.00		
90,000,000 PV ON 125,000 PAR VALUE DUE 18/1/01	18/1/2001	125,000.00	3,100.00		
Acct: 1150000000					
CASH RECEIPT OF INTEREST EARNED ON FORSTYTH CITY AND 5.00% 1/30/02	18/1/2001	125,000.00	3,100.00		
90,000,000 PV ON 125,000 PAR VALUE DUE 18/1/01	18/1/2001	125,000.00	3,100.00		
Acct: 1150000000					
CASH RECEIPT OF INTEREST EARNED ON MCCORMICK CITY AND 5.00% 1/30/02	18/1/2001	110,000.00	2,700.00		
90,000,000 PV ON 110,000 PAR VALUE DUE 18/1/01	18/1/2001	110,000.00	2,700.00		
Acct: 1150000000					
CASH RECEIPT OF INTEREST EARNED ON NORTH CAROLINA ST 5.00% 6/01/00	18/1/2001	120,000.00	3,000.00		
90,000,000 PV ON 120,000 PAR VALUE DUE 18/1/01	18/1/2001	120,000.00	3,000.00		
Acct: 1150000000					
CASH RECEIPT OF INTEREST EARNED ON NORTH CAROLINA ST 5.00% 6/01/00	18/1/2001	125,000.00	3,100.00		
90,000,000 PV ON 125,000 PAR VALUE DUE 18/1/01	18/1/2001	125,000.00	3,100.00		
Acct: 1150000000					
CASH RECEIPT OF INTEREST EARNED ON URON CITY NC ENTER 5.00% 6/01/02	18/1/2001	100,000.00	2,500.00		
90,000,000 PV ON 100,000 PAR VALUE DUE 18/1/01	18/1/2001	100,000.00	2,500.00		
Acct: 1150000000					
Total Interest		\$101,113.00	\$0.00		\$0.00
Dividends					



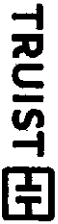
Statement Period  
May 1, 2021 - December 31, 2021

Combined Account Number  
[REDACTED]

[REDACTED]  
Combined  
Statement

Combined Activity Detail - continued

TRANSACTION DESCRIPTION	DATE	REL. OF PAYMENT VALUE	DEBIT CASH	CREDIT CASH	THE CASH BALANCE
<b>Receipts - continued</b>					
CASH RECEIPT OF DIVIDEND EARNED ON AT&T INC \$0.50 SHARE ON 2,004 SHARES DUE 6/6/21 Acct: 1158322741	6/6/2021 6/6/2021		2,004.00	1,083.49	1,083.49
CASH RECEIPT OF DIVIDEND EARNED ON SUNBELT AIRWAYS SOURCES CO \$0.45 SHARE ON 232 SHARES DUE 6/6/21 Acct: 1158322741	6/6/2021 6/6/2021		232.00	113.85	113.85
CASH RECEIPT OF DIVIDEND EARNED ON VERICON COMMUNICATIONS INC \$0.27 SHARE ON 1,232 SHARES DUE 6/6/21 Acct: 1158322741	6/6/2021 6/6/2021		1,232.00	773.08	773.08
CASH RECEIPT OF DIVIDEND EARNED ON LENNAR CORP.-CL A \$0.25 SHARE ON 728 SHARES DUE 6/6/21 Acct: 1158322741	6/6/2021 6/6/2021		728.00	182.00	182.00
CASH RECEIPT OF DIVIDEND EARNED ON PNC FIN. SVCS GROUP INC \$1.18 SHARE ON 698 SHARES DUE 6/6/21 Acct: 1158322741	6/6/2021 6/6/2021		698.00	894.35	894.35
CASH RECEIPT OF DIVIDEND EARNED ON GENERAL DYNAMICS CORP \$1.18 SHARE ON 251 SHARES DUE 6/7/21 Acct: 1158322741	6/7/2021 6/7/2021		251.00	310.59	310.59
CASH RECEIPT OF DIVIDEND EARNED ON SHARPS NATIONAL MUTL BOND ETF \$0.15 SHARE ON 4,189 SHARES DUE 6/7/21 Acct: 1158322741	6/7/2021 6/7/2021		4,189.00	1,193.07	1,193.07
CASH RECEIPT OF DIVIDEND EARNED ON DORSEY & CO \$0.25 SHARE ON 900 SHARES DUE 6/10/21 Acct: 1158322741	6/10/2021 6/10/2021		900.00	394.00	394.00



Statement Period  
May 1, 2021 - December 31, 2021

Continued Account Number  
[REDACTED]

Continued  
Combined  
Statement

Combined Activity Detail - continued

TRANSACTION DESCRIPTION	DATE	AMOUNT	INVESTMENT CODE	SECURITY CODE	PRINCIPAL CODE	TAX CODE
<b>Receipts - continued</b>						
CASH RECEIPT OF DIVIDEND EARNED ON GREAT TRUST DEPOSIT PROGRAM WEALTH FROM 04/01/21 TO 04/02/21 Acct: 1158027N1	5/1/2021	6.82		6.82		
	5/1/2021	4.11		4.11		
	5/1/2021	3.81		3.81		
CASH RECEIPT DIVIDEND DOMESTIC QUALIFIED ATLAS CORP AD SPONS ADR 5/18 CUS 66479.108 PD 5/7 ON 5/8 5H 10% WH Acct: 1158027N1	5/13/2021				184.74	
	5/13/2021				164.74	
CASH RECEIPT DIVIDEND DOMESTIC QUALIFIED NITOR HOLDINGS CO LTD UNSPONS ADR 5/18 CUS 66479.108 PD 5/7 ON 5/8 5H 10% WH Acct: 1158027N1	5/12/2021				16.39	
	5/12/2021				16.39	
CASH RECEIPT OF DIVIDEND EARNED ON ITAU LEBANON HOLDING SPONS ADR 5/08275SHARE ON 1.518 SHARES DUE 5/13/21 Acct: 1158027N1	5/13/2021	1,519.00		4.16		
	5/13/2021	1,519.00		4.16		
CASH RECEIPT OF DIVIDEND EARNED ON ABBVIE INC 5/13085SHARE ON 787 SHARES DUE 5/14/21 Acct: 1158027N1	5/14/2021	787.00		884.10		
	5/14/2021	787.00		884.10		
CASH RECEIPT OF DIVIDEND EARNED ON COLGATE PALMOLIVE CO 5/048575SHARE ON 422 SHARES DUE 5/14/21 Acct: 1158027N1	5/14/2021	422.00		182.50		
	5/14/2021	422.00		182.50		
CASH RECEIPT OF DIVIDEND EARNED ON ROBERTS ECON LEBANON SPONS ADR 5/07285SHARE ON 109 SHARES DUE 5/17/21 Acct: 1158027N1	5/17/2021	109.00		61.03		
	5/17/2021	109.00		61.03		





Statement Period  
May 1, 2021 - December 31, 2021

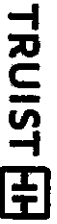
Combined Account Number

Combined  
Statement

Combined Activity Detail - continued

TRANSACTION DESCRIPTION	DATE	NO. OF SHARES/SHARES VALUE	PERIOD CASH	PERIOD ADJ	YTD CASH BAL
<b>Receipts - continued</b>					
CASH RECEIPT OF DIVIDEND EARNED ON SAP SE SPONS ADR \$2,555,868.58 SHARE ON 699 SHARES DUE 6/26/21	6/26/2021	288.00	676.71		
\$2,576,000.00% FOREIGN TAXES WITHHELD	6/26/2021	599.00	676.71		
Acct: 1168302741					
CASH RECEIPT OF DIVIDEND EARNED ON SHARES AG UNSPONS ADR \$2,576,000.00% FOREIGN TAXES WITHHELD	6/26/2021	394.00	86.41		
Acct: 1168302741					
CASH RECEIPT OF DIVIDEND EARNED ON BOK FINANCIAL CORPORATION \$0.92 SHARE ON 279 SHARES DUE 6/27/21	6/27/2021	279.00	141.96		
Acct: 1168302741					
CASH RECEIPT OF DIVIDEND EARNED ON EATON CORP PLC \$0.76 SHARE ON 182 SHARES DUE 6/28/21	6/28/2021	182.00	156.12		
0.00 % WITHHOLDING RATE	6/28/2021	162.00	253.12		
Acct: 1168302741					
CASH RECEIPT OF DIVIDEND EARNED ON ALLIANT SE UNSPONS ADR \$1.188 SHARE ON 793 SHARES DUE 6/28/21	6/28/2021	793.00	813.36		
\$2,179,000.00% FOREIGN TAXES WITHHELD	6/28/2021	793.00	813.36		
Acct: 1168302741					
CASH RECEIPT OF DIVIDEND EARNED ON CAPITAL ONE FINANCIAL CORP \$0.48 SHARE ON 450 SHARES DUE 6/28/21	6/28/2021	450.00	180.00		
Acct: 1168302741					
CASH RECEIPT OF DIVIDEND EARNED ON LONGA GROUP AG UNSPONS ADR \$0.18538 SHARE ON 261 SHARES DUE 6/27/21	6/28/2021	261.00	48.48		
\$0.00000000% FOREIGN TAXES WITHHELD	6/28/2021	261.00	48.48		
Acct: 1168302741					

196 of 275



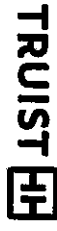
Statement Period  
May 1, 2021 - December 31, 2021

Continued Account Number

**Combined  
Statement**

**Combined Activity Detail - continued**

TRANSACTION DESCRIPTION	DATE	NO. OF SHARES/PAID VALUE	RECORD DATE	PRINCIPAL CODE	INT CODE PAID
<b>Receipts - continued</b>					
CASH RECEIPT OF DIVIDEND EARNED ON LONZA GROUP AG USPPORS ADP 50,185 SHARES ON 08/1 SHARES DUE 02/21/21 Acct: 1182002741	02/26/2021 02/26/2021	281.00	02/26/21		48.48
CASH RECEIPT DIVIDEND DOMESTIC QUALIFIED NESTLE SA BROS ADR 673 CUS 04108498 FD 05/27/21 ON 129 SH Acct: 1182002741	02/26/2021 02/26/2021	281.00	02/26/21		48.48
CASH RECEIPT OF DIVIDEND EARNED ON CERAMOR CORP 50,585 SHARES ON 688 SHARES DUE 02/21 Acct: 1182002741	02/26/2021 02/26/2021	688.00	02/26/21		287.04
CASH RECEIPT OF DIVIDEND EARNED ON STRABUCIS CORP 80,875 SHARES ON 644 SHARES DUE 02/21 Acct: 1182002741	02/26/2021 02/26/2021	644.00	02/26/21		288.80
CASH RECEIPT OF DIVIDEND EARNED ON TRUST BK TRUST DEP PROGRAM-HEALTH Acct: 1182002741	01/28/21 01/28/21		01/28/21		0.05
CASH RECEIPT OF DIVIDEND EARNED ON ENBRIDGE INC 50,060,175 SHARES ON 482 SHARES DUE 01/21 15.00 % WITHHOLDING RATE Acct: 1182002741	01/28/21 01/28/21	482.00	01/28/21		241.04
CASH RECEIPT OF DIVIDEND EARNED ON PHILIPS 66 50,060,175 SHARES ON 598 SHARES DUE 01/21 Acct: 1182002741	01/28/21 01/28/21	598.00	01/28/21		482.40



Statement Period  
May 1, 2021 - December 31, 2021

Combined Account Number

Combined Statement

Combined Activity Detail - continued

TRANSACTION DESCRIPTION	DATE	BL. OF DEPOSIT VALUE	SECUR. CODE	INVEST. CODE	TOT. COST BASIS
<b>Receipts - continued</b>					
CASH RECEIPT OF DIVIDEND EARNED ON VISA INC C/A \$0.258158 SHARE ON 672 SHARES DUE 6/1/21 Acct: 1155002791	6/1/2021	672.00		216.04	
CASH RECEIPT OF DIVIDEND EARNED ON SCHNEIDER ELECTRIC UNSPONS ADR \$0.55001258 SHARE ON 660 SHARES DUE 6/2/21 Acct: 1155002791	6/2/2021	660.00		426.33	
CASH RECEIPT OF DIVIDEND EARNED ON DEB GROUP ALDOES LTD SPONS ADR \$0.54991616 SHARE ON 299 SHARES DUE 6/2/21 Acct: 1155002791	6/2/2021	660.00		426.37	
CASH RECEIPT OF DIVIDEND EARNED ON PING AN INSURANCE GROUP ADS \$0.45000000 SHARE ON 442 SHARES DUE 6/2/21 1000000000 FOREIGN TAXES WITHHELD Acct: 1155002791	6/2/2021	442.00		180.17	
CASH RECEIPT OF DIVIDEND EARNED ON MAGNIFICENT TECHNOLOGY INC \$0.41581818 SHARE ON 671 SHARES DUE 6/2/21 Acct: 1155002791	6/2/2021	671.00		236.82	
CASH RECEIPT OF DIVIDEND EARNED ON PARTNER HANNOON CORP \$1.10000000 SHARE ON 216 SHARES DUE 6/2/21 Acct: 1155002791	6/2/2021	216.00		271.45	
CASH RECEIPT OF DIVIDEND EARNED ON FITZGER INC \$0.258158 SHARE ON 1,810 SHARES DUE 6/2/21 Acct: 1155002791	6/2/2021	1,810.00		705.90	
CASH RECEIPT OF DIVIDEND EARNED ON SHARPS NATIONAL BOND ETF \$0.17864718 SHARE ON 4,199 SHARES DUE 6/7/21	6/7/2021	4,199.00		1,092.47	



Statement Period  
May 1, 2021 - December 31, 2021

Combined Account Number

Combined  
Statement

Combined Activity Detail - continued

TRANSACTION DESCRIPTION	DATE	NO. OF SHARES/PAID VALUE	INVESTOR COST	PRINCIPAL COST	EXC. COST PAID
<b>Receipts - continued</b>					
Acct: 1155002741	6/7/2021	4,109.00	1,092.47		
<b>CASH RECEIPT</b>					
DIVIDEND DISBURSEMENT QUALIFIED					
SONY GROUP CORP STOCK MDR	6/7/2021			163.41	
QTS OUS (ISSUED) PD (06/04/21) ON 744 SH	6/7/2021			163.41	
Acct: 1155002741					
<b>CASH RECEIPT OF DIVIDEND EARNED ON</b>					
SCOUTSMEN COMPANY	6/7/2021	601.00	603.39		
\$0.2465/SHARE ON 681 SHARES DUE 6/7/21	6/7/2021		666.09		
Acct: 1155002741					
<b>CASH RECEIPT OF DIVIDEND EARNED ON</b>					
ALLEN RND	6/6/2021	626.09	673.09		
\$1.705/SHARE ON 325 SHARES DUE 6/6/21	6/6/2021		672.09		
Acct: 1155002741					
<b>CASH RECEIPT OF DIVIDEND EARNED ON</b>					
UNITED PARCEL SERVICE OF S	6/6/2021	449.00	457.96		
\$1.055/SHARE ON 489 SHARES DUE 6/6/21	6/6/2021		457.96		
Acct: 1155002741					
<b>CASH RECEIPT OF DIVIDEND EARNED ON</b>					
AMERICAN ELECT PWR INC	6/10/2021	189.00	116.82		
\$0.2745/SHARE ON 199 SHARES DUE 6/10/21	6/10/2021		116.82		
Acct: 1155002741					
<b>CASH RECEIPT OF DIVIDEND EARNED ON</b>					
CHEVRON CORP	6/10/2021	439.00	590.22		
\$1.3465/SHARE ON 489 SHARES DUE 6/10/21	6/10/2021		690.32		
Acct: 1155002741					
<b>CASH RECEIPT OF DIVIDEND EARNED ON</b>					
EDISON MOBIL CORP	6/10/2021	792.00	608.14		
\$0.27/SHARE ON 792 SHARES DUE 6/10/21	6/10/2021		608.14		
Acct: 1155002741					



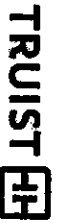
Statement Period  
May 1, 2021 - December 31, 2021

Combined Account Number

Combined Statement

Combined Activity Detail - continued

TRANSACTION DESCRIPTION	DATE	AMOUNT	DEBIT	CREDIT	BALANCE
<i>Receipts - continued</i>					
CASH RECEIPT OF DIVIDEND EARNED ON INTL BUSINESS MACHINES CORP \$1.646 SHARE ON 146 SHARES DUE 6/10/21 Acct: 1158029741	6/10/2021	945.00		401.80	
CASH RECEIPT OF DIVIDEND EARNED ON MICROSOFT CORP \$0.858 SHARE ON 858 SHARES DUE 6/10/21 Acct: 1158029741	6/10/2021	858.00		828.38	
CASH RECEIPT OF DIVIDEND EARNED ON UNILIVER PLC SPONS ADR \$0.21886 SHARE ON 1,267 SHARES DUE 6/10/21 Acct: 1158029741	6/10/2021	1,267.20		808.42	
CASH RECEIPT OF DIVIDEND EARNED ON ITAU UNIBANCO HOLDING SPONS ADR \$0.0059968 SHARE ON 1,519 SHARES DUE 6/11/21 Acct: 1158029741	6/11/2021	1,519.00		4.40	
CASH RECEIPT OF DIVIDEND EARNED ON YUM BRANDS INC \$0.2835787 ON 858 SHARES DUE 6/11/21 Acct: 1158029741	6/11/2021	283.00		143.00	
CASH RECEIPT OF DIVIDEND EARNED ON UMR LINDSEY LINDSEY ADR \$0.87181772 SHARE ON 205 SHARES DUE 6/14/21 24.50 % WITHHOLDING RATE Acct: 1158029741	6/14/2021	205.00		137.62	
CASH RECEIPT OF DIVIDEND EARNED ON SAIC \$1.485 SHARE ON 60 SHARES DUE 6/15/21 Acct: 1158029741	6/15/2021	89.00		131.72	
CASH RECEIPT OF DIVIDEND EARNED ON COSTERVA INC \$0.1358 SHARE ON 1,898 SHARES DUE 6/16/21	6/16/2021	1,898.00		212.94	



Statement Period  
May 1, 2021 - December 31, 2021

Combined Account Number

Combined  
Statement

Combined Activity Detail - continued

TRANSACTION DESCRIPTION	DATE	NO. OF SHARES/AMOUNT	ISSUE PRICE	PRINCIPAL COST	TOT. COST BASIS
<i>Receipts - continued</i>					
Acc: 1150002741	07/16/2021		1,696.00	212.94	
CASH RECEIPT OF DIVIDEND EARNED ON CALLEN FROST BANKERS INC \$0.25000000SHARE ON 219 SHARES DUE 07/16/21	07/16/2021		219.00	157.89	
Acc: 1150002743	07/16/2021		879.00	157.59	
CASH RECEIPT OF DIVIDEND EARNED ON EXPEDITORS INTL WASH INC \$0.50000000SHARE ON 180 SHARES DUE 07/16/21	07/16/2021		630.00	365.40	
Acc: 1150002741	07/16/2021		630.00	365.49	
CASH RECEIPT OF DIVIDEND EARNED ON TSCON FOODS INC CL A \$0.40000000SHARE ON 600 SHARES DUE 07/16/21	07/16/2021		600.00	357.00	
Acc: 1150002741	07/16/2021		600.00	357.00	
CASH RECEIPT OF DIVIDEND EARNED ON DUKE ENERGY CORP \$0.90000000SHARE ON 679 SHARES DUE 07/16/21	07/16/2021		679.00	655.34	
Acc: 1150002741	07/16/2021		679.00	655.34	
CASH RECEIPT OF DIVIDEND EARNED ON BRUNNEN RUBBER MFG CORP \$0.50000000SHARE ON 608.79 SHARES DUE 07/16/21	07/16/2021		608.79	508.70	
Acc: 1150002741	07/16/2021		608.79	508.79	
CASH RECEIPT OF DIVIDEND EARNED ON BRUNNEN RUP MFG CORP \$0.50000000SHARE ON 672.00 SHARES DUE 07/16/21	07/16/2021		672.00	187.94	
Acc: 1150002741	07/16/2021		672.00	187.94	
CASH RECEIPT OF DIVIDEND EARNED ON BRUNNEN CORP \$0.50000000SHARE ON 673 SHARES DUE 07/16/21	07/16/2021		673.00	144.89	
Acc: 1150002741	07/16/2021		673.00	144.89	
CASH RECEIPT OF DIVIDEND EARNED ON UNDE FLD \$1.00000000SHARE ON 37 SHARES DUE 07/21/21	07/21/2021		37.00	30.28	

VIAWEB 04/01



Statement Period  
May 1, 2021 - December 31, 2021

Certified Account Number

**Combined  
Statement**

**Combined Activity Detail - continued**

TRANSACTION DESCRIPTION	DATE	BL. OF SHARHOLDING VALUE	PROFIT LOSS	PRECEDING VALUE	TRAILING VALUE
<b>Receipts - continued</b>					
Acc: 1180002741	01/17/2021		37.00		39.22
CASH RECEIPT OF DIVIDEND EARNED ON FACTSET RESEARCH SYSTEMS INC 80.998 SHARES ON 114 SHARES DUE 01/17/21 Acc: 1180002741	01/17/2021 01/17/2021		114.00		92.48
CASH RECEIPT OF DIVIDEND EARNED ON HOME DEPOT INC \$1.265 SHARE ON 80 SHARES DUE 01/17/21 Acc: 1180002741	01/17/2021 01/17/2021		94.00		189.40
CASH RECEIPT OF DIVIDEND EARNED ON YUM CHINA HOLDINGS INC 80.158 SHARES ON 800 SHARES DUE 01/18/21 Acc: 1180002741	01/18/2021 01/18/2021		390.00		44.28
CASH RECEIPT OF DIVIDEND EARNED ON AIA GROUP LTD SPONS ADR 92.81978 SHARES ON 610 SHARES DUE 02/11/21 Acc: 1180002741	02/11/2021 02/11/2021		610.00		203.06
CASH RECEIPT OF DIVIDEND EARNED ON COMMERCE BANKSHARES INC 80.28858 SHARE ON 274 SHARES DUE 02/11/21 Acc: 1180002741	02/11/2021 02/11/2021		274.00		71.83
CASH RECEIPT OF DIVIDEND EARNED ON DASSAULT SYSTEMS ADR 80.8220288 SHARE ON 111 SHARES DUE 02/12/21 24.50 % WITHHOLDING RATE Acc: 1180002741	02/12/2021 02/12/2021		111.00		78.00
CASH RECEIPT OF DIVIDEND EARNED ON POLARON ENERGY INC 80.6258 SHARE ON 250 SHARES DUE 02/01/21 Acc: 1180002741	02/01/2021 02/01/2021		250.00		87.94



Statement Period  
May 1, 2021 - December 31, 2021

Combined Account Number  
[REDACTED]

Combined  
Statement

Combined Activity Detail - continued

TRANSACTION DESCRIPTION	DATE	NO. OF SHARES/STK VALUE	INVEST CASH	INVEST CASH	INVEST CASH	INVEST CASH
<b>Proceeds - continued</b>						
CASH RECEIPT OF DIVIDEND EARNED ON ROYAL DUTCH SHELL PLC SPONS ADR \$0.9475/SHARE ON 878 SHARES DUE 02/11/21 Acct: 115832791	02/12/21 02/12/21		278.00	98.47		
CASH RECEIPT OF DIVIDEND EARNED ON SES INVESTMENTS COMPANY \$0.57/SHARE ON 601 SHARES DUE 02/22/21 Acct: 115832791	02/22/21 02/22/21		601.00	222.37		
CASH RECEIPT OF DIVIDEND EARNED ON TENCENT HOLDINGS LTD UNSPONS ADR \$0.280224/SHARE ON 887 SHARES DUE 02/22/21 Acct: 115832791	02/22/21 02/22/21		287.00	98.19		
CASH RECEIPT OF DIVIDEND EARNED ON QVAL CORP INC \$0.68/SHARE ON 880 SHARES DUE 02/22/21 Acct: 115832791	02/22/21 02/22/21		920.00	646.00		
CASH RECEIPT OF DIVIDEND EARNED ON XTELL INC \$0.25/SHARE ON 848 SHARES DUE 02/22/21 Acct: 115832791	02/22/21 02/22/21		248.00	182.88		
CASH RECEIPT OF DIVIDEND EARNED ON BANK OF AMERICA CORP \$0.16/SHARE ON 1,022 SHARES DUE 02/22/21 Acct: 115832791	02/22/21 02/22/21		1,022.00	188.96		
CASH RECEIPT OF DIVIDEND EARNED ON BRIDCO AKTIBOLAG UNSPONS ADR \$0.385858/SHARE ON 466 SHARES DUE 02/22/21 16.00 % WITHHOLDING RATE Acct: 115832791	02/22/21 02/22/21		466.00	169.63		
CASH RECEIPT OF DIVIDEND EARNED ON GLAD SERVICES INC \$0.71/SHARE ON 620 SHARES DUE 02/22/21	02/22/21		620.00	392.80		

PAGE 04 OF 04



Statement Period  
May 1, 2021 - December 31, 2021

Combined Account Number

Combined  
Statement

Combined Activity Detail - continued

TRANSACTION DESCRIPTION	DATE	NO. OF SHARES/AMOUNT	INVEST CASH	PROCEEDS CASH	NET COST BASIS
<b>Receipts - continued</b>					
Acc: 115202741					
CASH RECEIPT OF DIVIDEND EARNED ON ALLEGION PLC 80.5065SHARE ON 504 SHARES DUE 65021	6/30/2021		304.00	109.44	
0.00 % WITHHOLDING RATE	6/30/2021		504.00	109.44	
Acc: 115202741					
CASH RECEIPT OF DIVIDEND EARNED ON CAVALDAN NATIONAL RAILWAY CO 80.40825SHARE ON 78 SHARES DUE 65021	6/30/2021		78.00	38.83	
10.00 % WITHHOLDING RATE	6/30/2021		28.00	38.83	
Acc: 115202741					
CASH RECEIPT OF DIVIDEND EARNED ON CROWN CASTLE INTL CORP REIT \$1.50575816 ON 547 SHARES DUE 65021	6/30/2021		304.00	404.32	
Acc: 115202741					
CASH RECEIPT OF DIVIDEND EARNED ON MARTIN MARGRETTA MATHL INC BLAZESHARE ON 247 SHARES DUE 65021	6/30/2021		247.00	140.79	
Acc: 115202741					
CASH RECEIPT OF DIVIDEND EARNED ON PERSCO INC \$1.17055496 ON 581 SHARES DUE 65021	6/30/2021		381.00	346.08	
Acc: 115202741					
CASH RECEIPT OF DIVIDEND EARNED ON PULVEDSERVICE ENTERPRISES GROUP INC \$0.51575816 ON 519 SHARES DUE 65021	6/30/2021		319.00	182.89	
Acc: 115202741					
CASH RECEIPT OF DIVIDEND EARNED ON TRUIST BK TRUST DEPT PROGRAM-HEALTH DIVIDEND FROM 61421 TO 65021	7/1/2021			4.39	
Acc: 115202741					
CASH RECEIPT OF DIVIDEND EARNED ON TRUIST BK TRUST DEPT PROGRAM-HEALTH DIVIDEND FROM 61421 TO 65021	7/1/2021			2.40	
Acc: 115202741					
CASH RECEIPT OF DIVIDEND EARNED ON TRUIST BK TRUST DEPT PROGRAM-HEALTH DIVIDEND FROM 61421 TO 65021	7/1/2021			1.80	



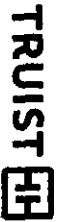
Statement Period  
May 1, 2021 - December 31, 2021

Combined Account Number

Combined Statement

Combined Activity Detail - continued

TRANSACTION DESCRIPTION	DATE	NO. OF DIVIDENDS PAID	RECORD DATE	GENERAL CODE	PAID (USD)
<b>Freefloats - continued</b>					
CASH RECEIPT OF DIVIDEND EARNED ON AUTOMATIC DATA PROCESSING INC \$0.158 SHARE ON 60 SHARES DUE 7/1/21 Acct: 116202791	7/1/2021				93.00
CASH RECEIPT OF DIVIDEND EARNED ON COCA COLA CO \$0.258 SHARE ON 1,289 SHARES DUE 7/1/21 Acct: 116202791	7/1/2021				92.00
CASH RECEIPT OF DIVIDEND EARNED ON HUNTINGTON BANCSHARES INC \$0.158 SHARE ON 2,518 SHARES DUE 7/1/21 Acct: 116202791	7/1/2021				2,016.00
CASH RECEIPT OF DIVIDEND EARNED ON MIRAL CORP \$0.108 SHARE ON 230 SHARES DUE 7/1/21 Acct: 116202791	7/1/2021				230.00
CASH RECEIPT OF DIVIDEND EARNED ON PFL CORPORATION \$0.158 SHARE ON 1,085 SHARES DUE 7/1/21 Acct: 116202791	7/1/2021				1,085.00
CASH RECEIPT OF DIVIDEND EARNED ON ROBERTLY CLARK CORP \$1.148 SHARE ON 181 SHARES DUE 7/2/21 Acct: 116202791	7/2/2021				181.00
CASH RECEIPT OF DIVIDEND EARNED ON DIVERSIFIED DOMESTIC QUALIFIED KODAK PAPER LTD SPONS ADR \$75.000 SHARE ON 1 PD 07/01/21 ON 288 SH Acct: 116202791	7/2/2021				78.48
CASH RECEIPT OF DIVIDEND EARNED ON DGS GROUP HOLDING LTD SPONS ADR \$1.58272 SHARE ON 229 SHARES DUE 7/2/21	7/2/2021				205.62
					128.56
					78.48



Statement Period  
May 1, 2021 - December 31, 2021

Combined Account Number  
[REDACTED]

Combined  
Statement

Combined Activity Detail - continued

TRANSACTION DESCRIPTION	DATE	NO. OF SHARES/AMOUNT	DEBIT BALANCE	CREDIT BALANCE	UNL. CREDIT BALANCE
<b>Receipts - continued</b>					
CASH RECEIPT OF DIVIDEND EARNED ON SUNOVIA HOLDINGS AG UNRSRCS ADR \$0.56/SHARE ON 180 SHARES DUE 7/2/21 \$0.000000% FOREIGN TAXES WITHHELD Acct: 1182022741	7/2/2021		180.00	104.87	104.87
CASH RECEIPT OF DIVIDEND EARNED ON MERRILL LYNCH \$0.48/SHARE ON 480 SHARES DUE 7/7/21 Acct: 1182022741	7/7/2021		480.00	202.80	202.80
CASH RECEIPT OF DIVIDEND EARNED ON SUNAM NATIONAL MARI FUND ETF \$0.17837/SHARE ON 6,188 SHARES DUE 7/8/21 Acct: 1182022741	7/8/2021		6,188.00	1,100.48	1,100.48
CASH RECEIPT OF DIVIDEND EARNED ON CHURCH & DWIGHT \$0.28/SHARE ON 888 SHARES DUE 7/8/21 Acct: 1182022741	7/8/2021		888.00	216.80	216.80
CASH RECEIPT OF DIVIDEND EARNED ON EQUITY LIBERATE PROPERTIES INC REIT \$0.28/SHARE ON 888 SHARES DUE 7/8/21 Acct: 1182022741	7/8/2021		888.00	187.75	187.75
CASH RECEIPT OF DIVIDEND EARNED ON ITAU FINANCIAL HOLDING GROUP ADR \$0.46/SHARE ON 1,518 SHARES DUE 7/12/21 Acct: 1182022741	7/12/2021		1,518.00	4.54	4.54
CASH RECEIPT OF DIVIDEND EARNED ON PHILIP MORRIS INTL INC \$1.25/SHARE ON 878 SHARES DUE 7/18/21 Acct: 1182022741	7/18/2021		878.00	1,174.80	1,174.80



Statement Period  
May 1, 2021 - December 31, 2021

Combined Account Number  
[REDACTED]

[REDACTED]  
Combined  
Statement

Combined Activity Detail - continued

TRANSACTION DESCRIPTION	DATE	BL OF DEPOSIT/PAID VALUE	RECORD CASH	INTEREST CASH	TOTAL CASH
<b>Receipts - continued</b>					
CASH RECEIPT OF DIVIDEND EARNED ON CENTEX CORP SHARES ON 629 SHARES DUE 7/15/21 Acct: 115202741	7/15/2021 7/15/2021	629.00	118.08		747.08
CASH RECEIPT OF DIVIDEND EARNED ON ANTISUBSRI LVI FINANCIAL-SPONS ADR 678 CLS 60022714 PD 07/15/21 ON 6029 SH Acct: 115202741	7/15/2021 7/15/2021	602.90	118.08		720.98
CASH RECEIPT DIVIDEND DOMESTIC QUALIFIED SIRONICA A CO LTD UNSPONS ADR 678 CLS 60487108 PD 07/15/21 ON 489 SH Acct: 115202741	7/15/2021 7/15/2021	489.00	48.96		537.96
CASH RECEIPT DIVIDEND DOMESTIC QUALIFIED FALCO CORP UNSPONS ADR 678 CLS 60700102 PD 07/15/21 ON 395 SH Acct: 115202741	7/15/2021 7/15/2021	395.00	47.85		442.85
CASH RECEIPT OF DIVIDEND EARNED ON POWER NATURAL RESOURCES CO 90448SHARES ON 901 SHARES DUE 7/14/21 Acct: 115202741	7/14/2021 7/14/2021	901.00	112.99		1013.99
CASH RECEIPT DIVIDEND DOMESTIC QUALIFIED STRYKER CORP UNSPONS ADR 678 CLS 671647108 PD 07/15/21 ON 165 SH Acct: 115202741	7/15/2021 7/15/2021	165.00	22.64		187.64
CASH RECEIPT OF DIVIDEND EARNED ON PCE INC 90448SHARES ON 1,374 SHARES DUE 7/15/21 15.00 % WITHHOLDING RATE Acct: 115202741	7/15/2021 7/15/2021	1,374.00	92.30		1,466.30



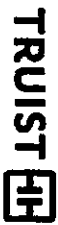
Statement Period  
May 1, 2021 - December 31, 2021

Combined Account Number  
[REDACTED]

Combined  
Statement

Combined Activity Detail - continued

TRANSACTION DESCRIPTION	DATE	NO. OF SHARES/AMOUNT	PROFIT/LOSS	MARKET VALUE	EX-DIVIDEND
<b>Receipts - continued</b>					
CASH RECEIPT OF DIVIDEND EARNED ON SUN COAST LINES INC FIRST SHARES ON 179 SHARES DUE 7/18/21 Acct: 1152022741	7/18/2021 7/18/2021		179.00	148.87	
CASH RECEIPT OF DIVIDEND EARNED ON TAYVAN SEAFOOD CO. INC COMMON SHARES ON 500 SHARES DUE 7/15/21 Acct: 1152022741	7/15/2021 7/15/2021		500.00	400.71	
CASH RECEIPT OF DIVIDEND EARNED ON JOHNSON CONTROLS INTERNATIONAL PLC SHARES ON 1,294 SHARES DUE 7/16/21 Acct: 1152022741	7/16/2021 7/16/2021		1,294.00	300.48	
CASH RECEIPT OF DIVIDEND EARNED ON MEDITERRANEEAN AIRLINES HOLDINGS SHARES ON 604 SHARES DUE 7/16/21 Acct: 1152022741	7/16/2021 7/16/2021		604.00	500.12	
CASH RECEIPT OF DIVIDEND EARNED ON LENNAR CORP. A SHARES ON 720 SHARES DUE 7/16/21 Acct: 1152022741	7/16/2021 7/16/2021		720.00	182.00	
CASH RECEIPT OF DIVIDEND EARNED ON LINCOLN PLUMBING & SERVICE SHARES ON 150 SHARES DUE 7/22/21 Acct: 1152022741	7/22/2021 7/22/2021		150.00	342.06	
CASH RECEIPT OF DIVIDEND EARNED ON CONSUMER SERVICES OF AMERICA SHARES ON 877 SHARES DUE 7/22/21 Acct: 1152022741	7/22/2021 7/22/2021		877.00	1,018.44	



Statement Period  
May 1, 2021 - December 31, 2021

Combined Account Number  
[REDACTED]

Combined  
Statement

Combined Activity Detail - continued

TRANSACTION DESCRIPTION	DATE	NO. OF SHARES/AMOUNT	BROKER COM	GENERAL COM	DM COST BASIS
<b>Receipts - continued</b>					
CASH RECEIPT OF DIVIDEND EARNED ON CISCO SYSTEMS INC 80378SHARES ON 2088 SHARES DUE 7/28/21 Acct: 1185002741	7/28/2021 7/28/2021	2,088.00	771.46		
CASH RECEIPT OF DIVIDEND EARNED ON ORACLE CORPORATION 80428SHARES ON 1,271 SHARES DUE 7/28/21 Acct: 1185002741	7/28/2021 7/28/2021	1,271.00	438.72		
CASH RECEIPT OF DIVIDEND EARNED ON DAVITA INC 80218SHARES ON 488 SHARES DUE 7/20/21 Acct: 1185002741	7/20/2021 7/20/2021	488.00	101.48		
CASH RECEIPT OF DIVIDEND EARNED ON FPL INTERNATIONAL INC 80358SHARES ON 681 SHARES DUE 7/20/21 Acct: 1185002741	7/20/2021 7/20/2021	681.00	251.18		
CASH RECEIPT OF DIVIDEND EARNED ON TO ENERGY CORP 8048718SHARES ON 828 SHARES DUE 7/20/21 15.00 % WITHHOLDING RATE Acct: 1185002741	7/20/2021 7/20/2021	828.00	398.61		
CASH RECEIPT OF DIVIDEND EARNED ON TRUIST BK TRUIST DEP PROGRAM-WEALTH DIVIDEND FROM 7/1/21 TO 7/1/21 Acct: 1185002741	8/25/2021 8/25/2021	3.70			
CASH RECEIPT OF DIVIDEND EARNED ON AT&T INC 80258SHARES ON 2084 SHARES DUE 8/22/21 Acct: 1185002741	8/22/2021 8/22/2021	2,084.00	1,008.68		
CASH RECEIPT OF DIVIDEND EARNED ON BRISTOL MYERS SQUIBB CO 80498SHARES ON 282 SHARES DUE 8/22/21	8/22/2021	282.00	118.68		



Statement Period  
May 1, 2021 - December 31, 2021

Designated Account Number  
[REDACTED]

**Combined  
Statement**

**Combined Activity Detail - continued**

TRANSACTION DESCRIPTION	DATE	AMOUNT	SHARES	AVG COST	MARKET VALUE	PERCENTAGE
<b>Receipts - continued</b>						
Acc: 1152002741	06/20/21	232.00			113.89	
CASH RECEIPT OF DIVIDEND EARNED ON JP MORGAN CHASE & CO \$1.50 SHARE ON 394 SHARES DUE 6/21/21 Acc: 1152002741	06/20/21 06/20/21	594.00 394.00			345.80 345.80	
CASH RECEIPT OF DIVIDEND EARNED ON VERIZON COMMUNICATIONS INC \$0.8275 SHARE ON 1,282 SHARES DUE 6/21/21 Acc: 1152002741	06/20/21 06/20/21	1,282.00 1,092.09			773.06 773.06	
CASH RECEIPT OF DIVIDEND EARNED ON PNC FINL SVCS GROUP INC \$1.55 SHARE ON 593 SHARES DUE 6/21/21 Acc: 1152002741	06/20/21 06/20/21	903.00 603.00			606.00 606.00	
CASH RECEIPT OF DIVIDEND EARNED ON GENERAL DYNAMICS CORP \$1.18 SHARE ON 251 SHARES DUE 6/21/21 Acc: 1152002741	06/20/21 06/20/21	291.00 291.00			310.59 310.59	
CASH RECEIPT OF DIVIDEND EARNED ON SHAWES NATIONAL MGMT BOND ETF \$0.1714748 SHARE ON 6,198 SHARES DUE 6/21/21 Acc: 1152002741	06/20/21 06/20/21	1,081.00 1,081.00			1,081.00 1,081.00	
CASH RECEIPT OF DIVIDEND EARNED ON VODAFONE GROUP PLC SPONS ADR \$0.5284126 SHARE ON 1,681 SHARES DUE 6/21/21 Acc: 1152002741	06/20/21 06/20/21	1,081.00 1,081.00			694.34 694.34	
CASH RECEIPT OF DIVIDEND EARNED ON DEERE & CO \$0.90 SHARE ON 390 SHARES DUE 6/21/21 Acc: 1152002741	06/20/21 06/20/21	351.00 351.00			351.00 351.00	
CASH RECEIPT OF DIVIDEND EARNED ON TYSON FOODS HOLDINGS SPONS ADR \$0.0239118 SHARE ON 1,219 SHARES DUE 6/12/21	07/12/21	1,219.00			4.42	

7/13/2021 2:45

210 of 276



Statement Period  
May 1, 2021 - December 31, 2021

Combined Account Number  
[REDACTED]

**Combined  
Statement**

**Combined Activity Detail - continued**

TRANSACTION DESCRIPTION	DATE	NO. OF DIVIDEND SHARES	INVESTMENT VALUE	INVESTMENT COST	INVESTMENT GAIN	TOTAL COST BASIS
<b>Receipts - continued</b>						
Acc: 1182002741	07/19/2021		1,819.00		4.42	
CASH RECEIPT OF DIVIDEND EARNED ON ABBVIE INC \$1.506 SHARE ON 787 SHARES DUE 07/19/21 Acc: 1182002741	07/19/2021 07/19/2021		757.00 757.00	594.10 594.10		
CASH RECEIPT OF DIVIDEND EARNED ON COLGATE PALMOLIVE CO \$0.456 SHARE ON 422 SHARES DUE 07/19/21 Acc: 1182002741	07/19/2021 07/19/2021		422.00 422.00	180.50 180.50		
CASH RECEIPT OF DIVIDEND EARNED ON PROCTER & GAMBLE CO \$0.251 SHARE ON 719 SHARES DUE 07/19/21 Acc: 1182002741	07/19/2021 07/19/2021		719.00 719.00	625.39 625.39		
CASH RECEIPT OF DIVIDEND EARNED ON NATIONAL GRID PLC SPONS ADR \$2.251 SHARE ON 810 SHARES DUE 07/19/21 Acc: 1182002741	07/19/2021 07/19/2021		810.00 810.00	1,103.41 1,103.41		
CASH RECEIPT OF DIVIDEND EARNED ON HFC BANK LTD SPONS ADR \$0.251 SHARE ON 189 SHARES DUE 07/19/21 11.9800000% FOREIGN TAXES WITHHELD Acc: 1182002741	07/19/2021 07/19/2021		189.00 189.00	33.53 33.53		
CASH RECEIPT OF DIVIDEND EARNED ON ALERISISE FINANCIAL INC \$1.125 SHARE ON 307 SHARES DUE 06/29/21 Acc: 1182002741	06/29/2021 06/29/2021		307.00 307.00	348.91 348.91		
CASH RECEIPT OF DIVIDEND EARNED ON CAPITAL ONE FINANCIAL CORP \$1.250 SHARE ON 480 SHARES DUE 06/29/21 Acc: 1182002741	06/29/2021 06/29/2021		480.00 480.00	540.00 540.00		

1182002741  
all of 275



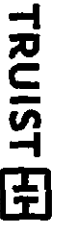
Statement Period  
Nov 1, 2021 - December 31, 2021

Continued Account Number

Continued  
Combined  
Statement

Combined Activity Detail - continued

TRANSACTION DESCRIPTION	DATE	AMOUNT	RECORD TYPE	PRINCIPAL CODE	TAX CODE
<b>Receipts - continued</b>					
CASH RECEIPT OF DIVIDEND EARNED ON MOND MONROE AS SPONS ADS					
80.25% SHARE ON 277 SHARES DUE 8/22/21	8/22/21	287.00			183.44
27.20% FOREIGN TAXES WITHHELD	8/22/21	(287.00)			183.44
Acct: 1180002741					
CASH RECEIPT OF DIVIDEND EARNED ON BOK FINANCIAL CORPORATION					
80.25% SHARE ON 273 SHARES DUE 8/22/21	8/22/21	273.00			141.39
Acct: 1180002741					141.39
CASH RECEIPT OF DIVIDEND EARNED ON EATON CORP PLC					
80.25% SHARE ON 182 SHARES DUE 8/27/21	8/27/21	182.00			128.12
8.00 % WITHHOLDING RATE	8/27/21	(182.00)			128.12
Acct: 1180002741					
CASH RECEIPT OF DIVIDEND EARNED ON STERIS CORP					
80.25% SHARE ON 244 SHARES DUE 8/27/21	8/27/21	844.00			229.88
Acct: 1180002741					229.88
CASH RECEIPT OF DIVIDEND EARNED ON OSWEGO CORP					
80.25% SHARE ON 638 SHARES DUE 8/30/21	8/30/21	638.00			227.04
Acct: 1180002741					227.04
CASH RECEIPT OF DIVIDEND EARNED ON TRUIST BK TRUST DEP PROGRAM-WEALTH					
DIVIDEND FROM 8/1/21 TO 8/31/21	8/1/21				2.84
Acct: 1180002741	8/1/21				2.84
Acct: 1180002741	8/1/21				0.32
CASH RECEIPT OF DIVIDEND EARNED ON BRIDGE INC					
80.25% SHARE ON 482 SHARES DUE 8/1/21	8/1/21	482.00			228.79
18.00 % WITHHOLDING RATE	8/1/21	(482.00)			228.79
Acct: 1180002741					



Statement Period  
May 1, 2001 - December 31, 2001

Continued Account Number  
[REDACTED]

[REDACTED]  
Combined  
Statement

Combined Activity Detail - continued

TRANSACTION DESCRIPTION	DATE	NO. OF SHARES/AMOUNT	INVEST CASH	PRINCIPAL CASH	TOTAL CASH BALANCE
<b>Receipts - continued</b>					
CASH RECEIPT OF DIVIDEND EARNED ON PULLERS 85 50 SHARES ON 090 SHARES DUE 9/1/01 Acct: 1150002741	9/1/00 9/1/00		500.00 535.00	482.40 482.40	
CASH RECEIPT OF DIVIDEND EARNED ON VISA INC. Q. A. 50 SHARES ON 672 SHARES DUE 9/1/01 Acct: 1150002741	9/1/00 9/1/00		672.00 672.00	215.04 215.04	
CASH RECEIPT OF DIVIDEND EARNED ON KOCI BANK LTD SPONS ADR 50.001775 SHARE ON 466 SHARES DUE 9/21/01 10,500,000% FOREIGN TAXES WITHHELD Acct: 1150002741	9/21/00 9/21/00		466.00 466.00	26.44 26.44	
CASH RECEIPT OF DIVIDEND EARNED ON MICROSOFT TECHNOLOGY INC 50.45758 SHARE ON 671 SHARES DUE 9/21/01 Acct: 1150002741	9/21/00 9/21/00		671.00 671.00	349.53 349.53	
CASH RECEIPT OF DIVIDEND EARNED ON 288 GROUP HOLDINGS LTD SPONS ADR 50.57490185 SHARE ON 589 SHARES DUE 9/1/01 Acct: 1150002741	9/1/00 9/1/00		289.00 289.00	230.09 230.09	
CASH RECEIPT OF DIVIDEND EARNED ON ITAU UNIBANCO HOLDING SPONS ADR 50.01579458 SHARE ON 1,819 SHARES DUE 9/1/01 Acct: 1150002741	9/1/00 9/1/00		1,819.00 1,819.00	30.05 30.05	
CASH RECEIPT OF DIVIDEND EARNED ON FIDELITY INC 50.58958 SHARE ON 1,810 SHARES DUE 9/1/01 Acct: 1150002741	9/1/00 9/1/00		1,810.00 1,810.00	705.50 705.50	
CASH RECEIPT OF DIVIDEND EARNED ON SOUTHERN COMPANY 50.005858 SHARE ON 651 SHARES DUE 9/1/01	9/1/00		651.00	588.28	



Statement Period  
May 1, 2021 - December 31, 2021

Combined Account Number

Combined  
Statement

Continued Activity Detail - continued

TRANSACTION DESCRIPTION	DATE	NO. OF SHARES/AMOUNT VALUE	ACCT BALANCE	PREVIOUS BALANCE	YTD 2021 BALANCE
<b>Receipts - continued</b>					
Acct: 1188032741					
CASH RECEIPT OF DIVIDEND EARNED ON AMGEN INC \$1.705 SHARES ON 258 SHARES DUE 9/8/21	9/8/2021	258.00	572.00	572.00	572.00
Acct: 1188032741					
CASH RECEIPT OF DIVIDEND EARNED ON 50.16555588 SHARES ON 4,198 SHARES DUE 9/8/21	9/8/2021	4,198.00	1,023.09	1,023.09	1,023.09
Acct: 1188032741					
CASH RECEIPT OF DIVIDEND EARNED ON UNIT SWER PLO 50008 SHARES ADR \$0.28715 SHARES ON 1,587 SHARES DUE 9/8/21	9/8/2021	1,587.00	768.58	768.58	768.58
Acct: 1188032741					
CASH RECEIPT OF DIVIDEND EARNED ON ITAU UNBANKED HOLDING 50008 SHARES ADR \$0.00285 SHARES ON 1,519 SHARES DUE 9/8/21	9/8/2021	1,519.00	14.11	14.11	14.11
Acct: 1188032741					
CASH RECEIPT OF DIVIDEND EARNED ON KUBOTA SPONS ADR \$0.46666667 SHARES ON 98 SHARES DUE 9/8/21	9/8/2021	98.00	83.09	83.09	83.09
Acct: 1188032741					
CASH RECEIPT OF DIVIDEND EARNED ON MICROSOFT CORP \$0.18 SHARES ON 558 SHARES DUE 9/8/21	9/8/2021	558.00	525.59	525.59	525.59
Acct: 1188032741					
CASH RECEIPT OF DIVIDEND EARNED ON UNITED PARCEL SERVICE CL B \$1.88 SHARES ON 448 SHARES DUE 9/8/21	9/8/2021	448.00	487.98	487.98	487.98
Acct: 1188032741					

214 of 275  
VIBRICA 2021



Statement Period  
May 1, 2021 - December 31, 2021

Continued Account Number

Continued  
Combined  
Statement

Combined Activity Detail - continued

DESCRIPTION	DATE	BL. OF SHARING VALUE	INCOME CHGS	PRINCIPAL CHGS	TOTAL CHG
<b>Receipts - continued</b>					
CASH RECEIPT OF DIVIDEND EARNED ON AMERICAN BLDG PMR INC \$0.74875 SHARE ON 160 SHARES DUE 8/10/21 Acct: 1152022/41	8/10/2021 8/10/2021		189.00 118.92		189.00 118.92
CASH RECEIPT OF DIVIDEND EARNED ON CHEVON COMP \$1.34875 SHARE ON 499 SHARES DUE 8/10/21 Acct: 1152022/41	8/10/2021 8/10/2021		433.00 433.00	330.92 330.92	433.00 433.00
CASH RECEIPT OF DIVIDEND EARNED ON EXXON MOBIL CORP \$0.875 SHARE ON 728 SHARES DUE 8/10/21 Acct: 1152022/41	8/10/2021 8/10/2021		728.00 728.00	628.14 628.14	728.00 728.00
CASH RECEIPT OF DIVIDEND EARNED ON PMTL BUSINESS MACHINES CORP \$1.14875 SHARE ON 248 SHARES DUE 8/10/21 Acct: 1152022/41	8/10/2021 8/10/2021		248.00 248.00	401.80 401.80	248.00 248.00
CASH RECEIPT OF DIVIDEND EARNED ON PARSON HUNTING CORP \$1.08875 SHARE ON 218 SHARES DUE 8/10/21 Acct: 1152022/41	8/10/2021 8/10/2021		218.00 218.00	221.45 221.45	218.00 218.00
CASH RECEIPT OF DIVIDEND EARNED ON VIAV SERVICES INC \$0.25875 SHARE ON 266 SHARES DUE 8/10/21 Acct: 1152022/41	8/10/2021 8/10/2021		266.00 266.00	143.00 143.00	266.00 266.00
CASH RECEIPT OF DIVIDEND EARNED ON TRAILBLAZINGCO HOLDING BROS ADR \$0.0098968 SHARE ON 1,519 SHARES DUE 8/8/21 Acct: 1152022/41	8/15/2021 8/15/2021		1,519.00 1,519.00	4.40 4.40	1,519.00 1,519.00
CASH RECEIPT OF DIVIDEND EARNED ON SBC \$1.48875 SHARE ON 89 SHARES DUE 8/12/21 Acct: 1152022/41	8/12/2021 8/12/2021		88.00 88.00	191.72 191.72	88.00 88.00



Statement Period  
May 1, 2021 - December 31, 2021

Combined Account Number

Combined  
Statement

Combined Activity Detail - continued

TRANSACTION DESCRIPTION	DATE	NO. OF SHARES/UNIT VALUE	INCOME CODE	FEDERAL CODE	STATE CODE
<b>Receipts - continued</b>					
CASH RECEIPT OF DIVIDEND EARNED ON LINCOLN CORP SPONS ADR 50.000000 SHARE ON 1.650 SHARES DUE 01/15/21 10.00 % WITHHOLDING RATE Acct: 1150002741	01/15/2021 01/15/2021	1,650.00 1,650.00	53.30 53.30		
CASH RECEIPT OF DIVIDEND EARNED ON CHRYSLER FINANCIAL GROUP UNSPONS ADR 50.130000 SHARE ON 500 SHARES DUE 01/15/21 10.00 % WITHHOLDING RATE Acct: 1150002741	01/15/2021 01/15/2021	500.00 500.00	75.00 75.00		
CASH RECEIPT OF DIVIDEND EARNED ON CORTIVA INC 50.145000 SHARE ON 1,650 SHARES DUE 01/15/21 Acct: 1150002741	01/15/2021 01/15/2021	1,650.00 1,650.00	220.32 220.32		
CASH RECEIPT OF DIVIDEND EARNED ON CHILDEN PHARMACY BANKERS INC 50.725000 SHARE ON 210 SHARES DUE 01/15/21 Acct: 1150002741	01/15/2021 01/15/2021	210.00 210.00	154.25 154.25		
CASH RECEIPT OF DIVIDEND EARNED ON TITAN FOODS INC CL A 50.445000 SHARE ON 600 SHARES DUE 01/15/21 Acct: 1150002741	01/15/2021 01/15/2021	600.00 600.00	257.00 257.00		
CASH RECEIPT OF DIVIDEND EARNED ON DUKE ENERGY CORP 50.955000 SHARE ON 678 SHARES DUE 01/15/21 Acct: 1150002741	01/15/2021 01/15/2021	678.00 678.00	688.82 688.82		
CASH RECEIPT OF DIVIDEND EARNED ON FACTSET RESEARCH SYSTEMS INC 50.185000 SHARE ON 114 SHARES DUE 01/15/21 Acct: 1150002741	01/15/2021 01/15/2021	114.00 114.00	59.48 59.48		
CASH RECEIPT OF DIVIDEND EARNED ON HOME DEPOT INC 51.855000 SHARE ON 98 SHARES DUE 01/15/21	01/15/2021	98.00	158.40		



Statement Period  
May 1, 2021 - December 31, 2021

Combined Account Number  
[REDACTED]

Combined  
Statement

Combined Activity Detail - continued

TRANSACTION DESCRIPTION	DATE	NO. OF SHARES/PAID VALUE	INCOME DEDUCT	PRINCIPAL GAINS	TOTAL GROSS INCOME
<b>Receipts - continued</b>					
CASH RECEIPT OF DIVIDEND EARNED ON YUM CHINA HOLDINGS INC \$0.1952 SHARE ON 289 SHARES DUE 9/18/21 Acct: 1169002741	9/18/2021	289.00	44.89		44.89
CASH RECEIPT OF DIVIDEND EARNED ON UNDE PLC \$1.0667 SHARE ON 37 SHARES DUE 9/17/21 Acct: 1169002741	9/17/2021	37.00	39.22		39.22
CASH RECEIPT OF DIVIDEND EARNED ON POWER NATURAL RESOURCES CO \$1.5165 SHARE ON 201 SHARES DUE 9/17/21 Acct: 1169002741	9/17/2021	201.00	300.51		300.51
CASH RECEIPT OF DIVIDEND EARNED ON DOMINION ENERGY INC \$0.2594 SHARE ON 639 SHARES DUE 9/20/21 Acct: 1169002741	9/20/2021	639.00	627.94		627.94
CASH RECEIPT OF DIVIDEND EARNED ON ITAU UNIBANCO HOLDING SPONS ADR \$0.0894489 SHARE ON 1,519 SHARES DUE 9/21/21 15,000,000% FOREIGN TAXES WITHHELD Acct: 1169002741	9/20/2021	1,519.00	14.89		14.89
CASH RECEIPT OF DIVIDEND EARNED ON ITAU UNIBANCO HOLDING SPONS ADR \$0.0107916 SHARE ON 1,819 SHARES DUE 9/21/21 15,000,000% FOREIGN TAXES WITHHELD Acct: 1169002741	9/20/2021	1,819.00	16.85		16.85
CASH RECEIPT OF DIVIDEND EARNED ON ROYAL DUTCH SHELL PLC SPONS ADR \$0.4658 SHARE ON 578 SHARES DUE 9/20/21 Acct: 1169002741	9/20/2021	578.00	188.44		188.44

11/20/21 2:28:28

217 of 275



Statement Period  
 May 1, 2021 - December 31, 2021

Continued Account Number

Combined Statement

Combined Activity Detail - continued

TRANSACTION DESCRIPTION	DATE	NO. OF SHARES/UNIT VALUE	INCOME CODE	PERCENTAGE	TOT. COST BASIS
<b>Receipts - continued</b>					
CASH RECEIPT OF DIVIDEND EARNED ON COMMERCE BANKSHARES INC \$0.266258/SHARE ON 274 SHARES DUE 9/29/21 Acct: 118302741	9/29/2021 9/29/2021	274.00	71.89		
CASH RECEIPT OF DIVIDEND EARNED ON MTRX CORP \$0.248706 ON 920 SHARES DUE 9/23/21 Acct: 118302741	9/23/2021 9/23/2021	920.00	36.00		
CASH RECEIPT OF DIVIDEND EARNED ON QUALCOMM INC \$0.258748 ON 990 SHARES DUE 9/23/21 Acct: 118302741	9/23/2021 9/23/2021	990.00	646.00		
CASH RECEIPT OF DIVIDEND EARNED ON RIO TINTO PLC SPONS ADR \$5.617678 ON 258 SHARES DUE 9/24/21 Acct: 118302741	9/24/2021 9/24/2021	258.00	1,379.06		
CASH RECEIPT OF DIVIDEND EARNED ON XTL SH INC \$0.468748 ON 646 SHARES DUE 9/23/21 Acct: 118302741	9/23/2021 9/23/2021	646.00	182.86		
CASH RECEIPT OF DIVIDEND EARNED ON BANK OF AMERICA CORP \$0.217549 ON 1,022 SHARES DUE 9/24/21 Acct: 118302741	9/24/2021 9/24/2021	1,022.00	214.82		
CASH RECEIPT OF DIVIDEND EARNED ON CANADIAN NATIONAL RAILWAY CO \$0.481924/SHARE ON 78 SHARES DUE 9/29/21 18.00 % WITHHOLDING RATE Acct: 118302741	9/29/2021 9/29/2021	78.00	37.89		
CASH RECEIPT OF DIVIDEND EARNED ON GILEAD SCIENCES INC \$0.715846 ON 620 SHARES DUE 9/29/21	9/29/2021	620.00	382.20		

VICIA 8548  
 218 of 275



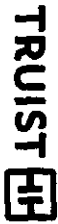
Statement Period  
May 1, 2021 - December 31, 2021

Combined Account Number

Combined  
Statement

Combined Activity Detail - continued

INVESTMENT DESCRIPTION	DATE	NO. OF SHARES/PAID VALUE	SECURITY CODE	PRINCIPAL CODE	YTD COST BASIS
<b>Receipts - continued</b>					
Acct: 1162022741		600.00			600.00
CASH RECEIPT OF DIVIDEND EARNED ON ALLEGION PLC					
60285SHARE ON 304 SHARES DUE 600021	6/30/2021	304.00		108.44	
0.00 % WITHHOLDING RATE	6/30/2021	304.00		108.44	
Acct: 1162022741					
CASH RECEIPT OF DIVIDEND EARNED ON CROWN CASTLE INTL CORP REIT					
51.354569SHARE ON 304 SHARES DUE 600021	6/30/2021	304.00		404.32	
Acct: 1162022741					
CASH RECEIPT OF DIVIDEND EARNED ON ISSHARES RUSSELL MIDCAP GROWTH ETF					
62.135469SHARE ON 6322 SHARES DUE 600021	6/30/2021	6322.00		1,200.04	
Acct: 1162022741					
CASH RECEIPT OF DIVIDEND EARNED ON ISSHARES S&P MIDCAP 400/VALUE ETF					
50.651799SHARE ON 672 SHARES DUE 600021	6/30/2021	672.00		321.31	
Acct: 1162022741					
CASH RECEIPT OF DIVIDEND EARNED ON ISSHARES CORP S&P SMALLCAP ETF					
61.8002577SHARE ON 672 SHARES DUE 600021	6/30/2021	672.00		268.98	
Acct: 1162022741					
CASH RECEIPT OF DIVIDEND EARNED ON MARTIN MARIETTA MATERIALS INC					
90511SHARE ON 647 SHARES DUE 600021	6/30/2021	647.00		191.87	
Acct: 1162022741					
CASH RECEIPT OF DIVIDEND EARNED ON PERPETCO INC					
51.076799SHARE ON 321 SHARES DUE 600021	6/30/2021	321.00		348.08	
Acct: 1162022741					



Statement Period  
May 1, 2021 - December 31, 2021

Combined Account Number

Combined  
Statement

Combined Activity Detail - continued

TRANSACTION DESCRIPTION	DATE	NO. OF SHARES/PAID VALUE	ACCOUNT CREDIT	MEMORIAL CREDIT	NET COST BASIS
<b>Receipts - continued</b>					
CASH RECEIPT OF DIVIDEND EARNED ON PUBLIC SERVICE ENTERPRISE GROUP INC 50.15 SHARE ON 510 SHARES DUE 8/24/21 Acct: 118802791	8/24/2021 8/24/2021		319.00	182.89	182.89
CASH RECEIPT OF DIVIDEND EARNED ON TRUIST BK TRUST DEB ACCOUNT-WEALTH DIVIDEND FROM 9/1/21 TO 8/30/21 Acct: 118802791	10/1/2021 10/1/2021 10/1/2021			3.75 2.80 1.15	
CASH RECEIPT OF DIVIDEND EARNED ON AM GROUP LTD BRONS ADR 90.185125 SHARE ON 510 SHARES DUE 10/1/21 Acct: 118802791	10/1/2021 10/1/2021		510.00 592.09	99.54 99.54	
CASH RECEIPT OF DIVIDEND EARNED ON AUTOMATIC DATA PROCESSING INC 80.858579 SHARE ON 88 SHARES DUE 10/1/21 Acct: 118802791	10/1/2021 10/1/2021		88.00 88.00	88.28 88.28	
CASH RECEIPT OF DIVIDEND EARNED ON COCA COLA CO 80.4258 SHARE ON 1,899 SHARES DUE 10/1/21 Acct: 118802791	10/1/2021 10/1/2021		1,899.00 1,899.00	797.88 797.88	
CASH RECEIPT OF DIVIDEND EARNED ON HUNTINGTON BANCSHARES INC 80.158 SHARE ON 2,816 SHARES DUE 10/1/21 Acct: 118802791	10/1/2021 10/1/2021		2,816.00 2,816.00	392.40 392.40	
CASH RECEIPT OF DIVIDEND EARNED ON PPL CORPORATION 80.4185 SHARE ON 1,025 SHARES DUE 10/1/21 Acct: 118802791	10/1/2021 10/1/2021		1,025.00 1,025.00	483.58 483.58	
CASH RECEIPT OF DIVIDEND EARNED ON KIMBERLY CLARK CORP 81.1485 SHARE ON 189 SHARES DUE 10/4/21	10/4/2021		189.00	308.82	

VASCIA 8-18-18  
220 of 275



Statement Period  
May 1, 2021 - December 31, 2021

Combined Account Number  
[REDACTED]  
Combined  
Statement

Continued Activity Detail - continued

TRANSACTION DESCRIPTION	DATE	AMOUNT	RECORD TYPE	PERIOD	TRAIL BALANCE
<b>Receipts - continued</b>					
Acct: 1152022741	10/4/2021	152.00			508.62
CASH RECEIPT OF DIVIDEND EARNED ON SHARES NATIONAL MORTGAGE SECURITIES 80,174,115 SHARES ON 4,195 SHARES DUE 10/12/21 Acct: 1152022741	10/7/2021	4,195.00			1,077.59
CASH RECEIPT OF DIVIDEND EARNED ON AMERCK & CO INC 80,458 SHARES ON 450 SHARES DUE 10/7/21 Acct: 1152022741	10/7/2021	450.00			202.50
CASH RECEIPT OF DIVIDEND EARNED ON SOLUTY LIMITED INC 80,568 SHARES ON 590 SHARES DUE 10/8/21 Acct: 1152022741	10/8/2021	590.00			197.75
CASH RECEIPT OF DIVIDEND EARNED ON CHUBB LTD 80,568 SHARES ON 250 SHARES DUE 10/8/21 Acct: 1152022741	10/8/2021	250.00			212.50
CASH RECEIPT OF DIVIDEND EARNED ON CERNER CORP 80,568 SHARES ON 123 SHARES DUE 10/12/21 Acct: 1152022741	10/12/2021	123.00			115.00
CASH RECEIPT OF DIVIDEND EARNED ON DARGEN PLC GROUP ADR 82,425,025 SHARES ON 58 SHARES DUE 10/19/21 Acct: 1152022741	10/19/2021	58.00			125.59
CASH RECEIPT OF DIVIDEND EARNED ON TNU UNBROKED HOLDING SPONS ADR 80,022,735 SHARES ON 1,519 SHARES DUE 10/19/21 Acct: 1152022741	10/19/2021	1,519.00			4.19
CASH RECEIPT OF DIVIDEND EARNED ON PHILIP MORRIS INTL INC 81,255,576 SHARES ON 575 SHARES DUE 10/14/21	10/14/2021	575.00			1,223.75



Statement Period  
May 1, 2001 - December 31, 2001

Combined Account Number

Combined  
Statement

Combined Activity Detail - continued

TRANSACTION DESCRIPTION	DATE	BL. @ STATEMENT DATE	RECORD CASH	RECORD CASH	EXT. CREDIT BALANCE
<b>Receipts - continued</b>					
Acct: 1169032741					
CASH RECEIPT OF DIVIDEND EARNED ON POWER NATURAL RESOURCES CO 80,595 SHARE ON 201 SHARES DUE 10/14/01 Acct: 1169032741	10/14/02		201.00	112.88	
CASH RECEIPT OF DIVIDEND EARNED ON TANIGAI SEMICONDUCTOR SPONS ADR 80,491 SHARE ON 809 SHARES DUE 10/14/01 51,000,000% FOREIGN TAXES WITHHELD Acct: 1169032741	10/14/02		808.00	448.07	
CASH RECEIPT OF DIVIDEND EARNED ON JARRISON CONTROLS INTERNATIONAL PLC 80,278 SHARE ON 1,994 SHARES DUE 10/14/01 0.00 % WITHHOLDING RATE Acct: 1169032741	10/15/02		1,294.00	330.48	
CASH RECEIPT OF DIVIDEND EARNED ON MOTOROLA FLD 80,259 SHARE ON 804 SHARES DUE 10/14/01 0.00 % WITHHOLDING RATE Acct: 1169032741	10/16/02		804.00	350.12	
CASH RECEIPT OF DIVIDEND EARNED ON ECE INC 80,700 SHARE ON 1,374 SHARES DUE 10/14/01 15.00 % WITHHOLDING RATE Acct: 1169032741	10/16/02		1,374.00	670.07	
CASH RECEIPT OF DIVIDEND EARNED ON BLM COMMUNITIES INC REIT 80,400 SHARE ON 179 SHARES DUE 10/14/01 Acct: 1169032741	10/15/02		179.00	148.87	
CASH RECEIPT OF DIVIDEND EARNED ON ORACLE CORPORATION 80,559 SHARE ON 1,371 SHARES DUE 10/28/01 Acct: 108902821	10/28/02		1,371.00	453.72	

1169032741  
222 of 275



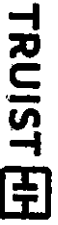
Statement Period  
May 1, 2021 - December 31, 2021

Combined Account Number  
[REDACTED]

Combined  
Statement

Combined Activity Detail - continued

TRANSACTION DESCRIPTION	DATE	NO. OF SHARES/PAID VALUE	RECORD CODE	TRUST/PLAN CODE	TRUST/PLAN NAME
<b>Receipts - continued</b>					
Acct: 1158302791					
CASH RECEIPT OF DIVIDEND EARNED ON CISCO SYSTEMS INC \$0.37/SHARE ON 12,085 SHARES DUE 10/27/21	10/27/2021	12,085.00	771.45		
Acct: 1158302791					
CASH RECEIPT OF DIVIDEND EARNED ON COMMERICAL BK OF COMMERCE \$1.162767/SHARE ON 877 SHARES DUE 10/26/21 18.00 % WITHHOLDING RATE	10/26/2021	877.00	1,037.26		
Acct: 1158302791					
CASH RECEIPT OF DIVIDEND EARNED ON LENNAR CORP - A \$0.28/SHARE ON 728 SHARES DUE 10/26/21	10/26/2021	728.00	188.00		
Acct: 1158302791					
CASH RECEIPT OF DIVIDEND EARNED ON DANUBEN CORP \$0.31/SHARE ON 483 SHARES DUE 10/26/21	10/26/2021	483.00	101.43		
Acct: 1158302791					
CASH RECEIPT OF DIVIDEND EARNED ON RPM INTERNATIONAL INC \$0.40/SHARE ON 581 SHARES DUE 10/26/21	10/26/2021	581.00	294.40		
Acct: 1158302791					
CASH RECEIPT OF DIVIDEND EARNED ON TO ENERGY CORP \$2.7011/SHARE ON 829 SHARES DUE 10/26/21 18.00 % WITHHOLDING RATE	10/26/2021	829.00	370.53		
Acct: 1158302791					
CASH RECEIPT OF DIVIDEND EARNED ON TRUIST BK TRUST DEPT ACCOUNT-WEALTH DIVIDEND FROM 10/12/21 TO 10/31/21	11/1/2021 11/1/2021 11/1/2021		3.27 2.77 0.90		
Acct: 1158302791					



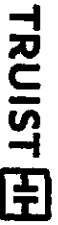
Statement Period  
May 1, 2021 - December 31, 2021

Combined Account Number

Combined  
Statement

Combined Activity Detail - continued

TRANSACTION DESCRIPTION	DATE	NO. OF SHARES/PAID VALUE	RECEIVE CASH	REPAY CASH	NET COST BASIS
<b>Receipts - continued</b>					
CASH RECEIPT OF DIVIDEND EARNED ON AT&T INC \$0.2858 SHARE ON 2,084 SHARES DUE 11/1/21 Acct: 116202741	11/1/2021 11/7/2021		\$204.00 \$204.00	1,020.88 1,020.88	
CASH RECEIPT OF DIVIDEND EARNED ON BENTLEY AVIATION SYSTEMS CO \$0.4585 SHARE ON 522 SHARES DUE 11/1/21 Acct: 116202741	11/1/2021 11/7/2021		\$232.00 \$232.00	113.28 113.28	
CASH RECEIPT OF DIVIDEND EARNED ON JP MORGAN CHASE & CO \$1.0054 SHARE ON 394 SHARES DUE 10/6/21 Acct: 116202741	11/1/2021 11/7/2021		\$394.00 \$394.00	394.00 394.00	
CASH RECEIPT OF DIVIDEND EARNED ON VERICON COMMUNICATIONS INC \$0.4488 SHARE ON 1,282 SHARES DUE 11/1/21 Acct: 116202741	11/1/2021 11/7/2021		\$568.00 \$568.00	728.48 728.48	
CASH RECEIPT OF DIVIDEND EARNED ON NATION HOLDINGS CO LTD UNSPONS ADR \$0.0718 SHARE ON 393 SHARES DUE 11/1/21 10.00 % WITHHOLDING RATE Acct: 116202741	11/1/2021 11/7/2021		\$280.00 \$280.00	\$1.82 \$1.82	
CASH RECEIPT OF DIVIDEND EARNED ON PING AN INSURANCE GROUP ADR \$0.2718 SHARE ON 442 SHARES DUE 11/1/21 10.000000% FOREIGN TAXES WITHHELD Acct: 116202741	11/1/2021 11/7/2021		\$442.00 \$442.00	120.17 120.17	
CASH RECEIPT OF DIVIDEND EARNED ON BANKERS NATIONAL MARI BOND ETF \$0.1815 SHARE ON 6,188 SHARES DUE 11/1/21 Acct: 116202741	11/1/2021 11/7/2021		\$1,113.00 \$1,113.00	\$98.44 \$98.44	
CASH RECEIPT OF DIVIDEND EARNED ON PACIFIC SWCS GROUP INC \$1.2585 SHARE ON 506 SHARES DUE 11/1/21	11/1/2021		\$638.00	\$638.00	



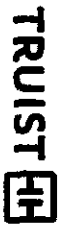
Statement Period  
May 1, 2021 - December 31, 2021

Qualified Account Member

Combined  
Statement

Combined Activity Detail - continued

TRANSACTION DESCRIPTION	DATE	NO. OF SECURITIES TRADED	SECURITIES CODE	PERCENTAGE CHG	POST CORRT BALANCE
<b>Receipts - continued</b>					
Acct: 1162022741	11/16/2021	620.00	620.00		
CASH RECEIPT OF DIVIDEND EARNED ON DEBBIE & CO \$1.6658 SHARE ON 260 SHARES DUE 11/16/21	11/16/2021	300.00	370.00		
Acct: 1162022741	11/16/2021	300.00	370.00		
CASH RECEIPT OF DIVIDEND EARNED ON ATLAS COPCO AS SPONS ADR \$0.4275 SHARE ON 428 SHARES DUE 11/16/21 15.00 % WITHHOLDING RATE	11/16/2021	428.00	182.77		
Acct: 1162022741	11/16/2021	428.00	182.77		
CASH RECEIPT OF DIVIDEND EARNED ON GENERAL DYNAMICS CORP \$1.168 SHARE ON 251 SHARES DUE 11/16/21	11/16/2021	251.00	310.59		
Acct: 1162022741	11/16/2021	251.00	310.59		
CASH RECEIPT OF DIVIDEND EARNED ON ITAU UNIBANCO HOLDING SPONS ADR \$0.0094 SHARE ON 1319 SHARES DUE 11/16/21	11/16/2021	1,319.00	4.01		
Acct: 1162022741	11/16/2021	1,319.00	4.01		
CASH RECEIPT OF DIVIDEND EARNED ON REVELING \$1.358 SHARE ON 787 SHARES DUE 11/16/21	11/16/2021	787.00	884.10		
Acct: 1162022741	11/16/2021	787.00	884.10		
CASH RECEIPT OF DIVIDEND EARNED ON COLGATE PALMOLIVE CO \$0.428 SHARE ON 428 SHARES DUE 11/16/21	11/16/2021	428.00	169.90		
Acct: 1162022741	11/16/2021	428.00	169.90		
CASH RECEIPT OF DIVIDEND EARNED ON FOUNTO BEON MEDICAL SPONS ADR \$0.1023 SHARE ON 100 SHARES DUE 11/16/21	11/16/2021	100.00	90.70		
Acct: 1162022741	11/16/2021	100.00	90.70		



Statement Period  
May 1, 2021 - December 31, 2021

Certified Account Number

**Combined  
Statement**

**Combined Activity Detail - continued**

TRANSACTION DESCRIPTION	DATE	NO. OF SHARES/AMOUNT	DEPOSIT CASH	PRINCIPAL COST	THE COST BASIS
<b>Receipts - continued</b>					
CASH RECEIPT OF DIVIDEND EARNED ON PROCTER & GAMBLE CO \$0.255858/SHARE ON 718 SHARES DUE 11/18/21 Acct: 1158029741	11/18/2021	718.00	626.59		
CASH RECEIPT OF DIVIDEND EARNED ON BPHOC ACTIVEOLIG UNSPONS ADR \$0.1457848/SHARE ON 468 SHARES DUE 11/17/21 Acct: 1158029741	11/17/2021	468.00	68.51		
CASH RECEIPT OF DIVIDEND EARNED ON ALBERKSE FINANCIAL INC \$1.1825/SHARE ON 307 SHARES DUE 11/18/21 Acct: 1158029741	11/18/2021	307.00	948.91		
CASH RECEIPT OF DIVIDEND EARNED ON BOK FINANCIAL CORPORATION \$0.2355/SHARE ON 273 SHARES DUE 11/24/21 Acct: 1158029741	11/24/2021	273.00	144.89		
CASH RECEIPT OF DIVIDEND EARNED ON CAPITAL ONE FINANCIAL CORP \$0.6085/SHARE ON 480 SHARES DUE 11/24/21 Acct: 1158029741	11/24/2021	480.00	270.00		
CASH RECEIPT OF DIVIDEND EARNED ON STANBURY CORP \$0.485/SHARE ON 644 SHARES DUE 11/26/21 Acct: 1158029741	11/26/2021	644.00	315.56		
CASH RECEIPT OF DIVIDEND EARNED ON CRYSTAL BALL \$0.275/SHARE ON 688 SHARES DUE 11/26/21 Acct: 1158029741	11/26/2021	688.00	284.87		
CASH RECEIPT OF DIVIDEND EARNED ON BAYTON CORP PLC \$0.1825/SHARE ON 182 SHARES DUE 11/26/21 Acct: 1158029741	11/26/2021	182.00	182.12		

145824 24-05  
226 of 275



Statement Period  
May 1, 2021 - December 31, 2021

Qualified Account Number

Combined  
Statement

Combined Activity Detail - continued

TRANSACTION DESCRIPTION	DATE	NO. OF SHARES/STK VALUE	INVEST CODE	INSTRUM. CODE	TOT. COST BASIS
<b>Receipts - continued</b>					
CASH RECEIPT OF DIVIDEND EARNED ON TRUIST BK TRUST DEPT ACCOUNT-WEALTH Acct: 1162002717 Acct: 1162002809	12/16/2021 12/16/2021 12/16/2021				2.99 2.72 0.67
CASH RECEIPT OF DIVIDEND EARNED ON ENBRIDGE INC 80,69788-SHARE ON 482 SHARES DUE 12/1/21 16.00 % WITHHOLDING RATE Acct: 1162002791	12/16/2021 12/16/2021				482.00 482.00
CASH RECEIPT OF DIVIDEND EARNED ON PHILLIPS 66 80,928-SHARE ON 898 SHARES DUE 12/1/21 Acct: 1162002791	12/16/2021 12/16/2021				898.00 898.00
CASH RECEIPT OF DIVIDEND EARNED ON UNILEVER PLC SPONS ADR 80,978-SHARE ON 1,287 SHARES DUE 12/1/21 Acct: 1162002791	12/16/2021 12/16/2021				1,287.00 1,287.00
CASH RECEIPT OF DIVIDEND EARNED ON MICROCHIP TECHNOLOGY INC 80,928-SHARE ON 1,142 SHARES DUE 12/1/21 Acct: 1162002791	12/16/2021 12/16/2021				1,142.00 1,142.00
CASH RECEIPT OF DIVIDEND EARNED ON PARKER HANNIFIN CORP 81,028-SHARE ON 218 SHARES DUE 12/1/21 Acct: 1162002791	12/16/2021 12/16/2021				218.00 218.00
CASH RECEIPT OF DIVIDEND EARNED ON DEB GROUP HLDGS LTD SPONS ADR 80,981118-SHARE ON 226 SHARES DUE 12/1/21 Acct: 1162002791	12/16/2021 12/16/2021				226.00 226.00



Statement Period  
May 1, 2021 - December 31, 2021

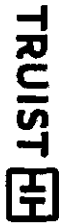
Combined Account Number

Combined  
Statement

Combined Activity Detail - continued

TRANSACTION DESCRIPTION	DATE	NO. OF SHARES/AMOUNT	RECORD VALUE	RECORD COST	MARKET VALUE	MARKET BASIS
<b>Receipts - continued</b>						
CASH RECEIPT OF DIVIDEND EARNED ON PFIZER INC \$0.558 SHARE ON 1210 SHARES DUE 12/01/21 Acct: 1152027N1	12/01/2021 12/01/2021		1,810.00 1,810.00	705.90 705.90		
CASH RECEIPT OF DIVIDEND EARNED ON SOUTHERN COMPANY \$0.658 SHARE ON 601 SHARES DUE 12/01/21 Acct: 1152027N1	12/01/2021 12/01/2021		691.00 691.00	288.25 288.25		
CASH RECEIPT OF DIVIDEND EARNED ON ISSUES NATIONAL AUTO BOND ETF \$0.15688 SHARE ON 6,188 SHARES DUE 12/7/21 Acct: 1152027N1	12/7/2021 12/7/2021		6,188.00 6,188.00	1,045.04 1,045.04		
CASH RECEIPT OF DIVIDEND EARNED ON VBA INC CL A \$0.278 SHARE ON 672 SHARES DUE 12/7/21 Acct: 1152027N1	12/7/2021 12/7/2021		672.00 672.00	292.00 292.00		
CASH RECEIPT OF DIVIDEND EARNED ON AEREN INC \$1.3768 SHARE ON 268 SHARES DUE 12/01/21 Acct: 1152027N1	12/01/2021 12/01/2021		368.00 368.00	572.00 572.00		
CASH RECEIPT OF DIVIDEND EARNED ON SONY GROUP CORP SPONS ADR \$0.28881 SHARE ON 744 SHARES DUE 12/01/21 10.00 % VARIANCE DUES RATE Acct: 1152027N1	12/01/2021 12/01/2021		744.00 744.00	197.27 197.27		
CASH RECEIPT OF DIVIDEND EARNED ON UNITED PARCEL SERVICE CL B \$1.028 SHARE ON 449 SHARES DUE 12/01/21 Acct: 1152027N1	12/01/2021 12/01/2021		449.00 449.00	457.89 457.89		
CASH RECEIPT OF DIVIDEND EARNED ON MICROSOFT CORP \$0.958 SHARE ON 898 SHARES DUE 12/01/21	12/01/2021		898.00	991.98		

MARCELA 09/08  
228 of 275



Statement Period  
May 1, 2021 - December 31, 2021

Combined Account Number

Combined  
Statement

Combined Activity Detail - continued

TRANSACTION DESCRIPTION	DATE	AMOUNT	ACCOUNT CASH	INVESTMENT CASH	INVESTMENT EQUITY
<b>Receipts - continued</b>					
CASH RECEIPT OF DIVIDEND EARNED ON AMERICAN ELDS PWR INC 80,785 SHARE ON 159 SHARES DUE 12/10/21 Acct: 1165002741	12/10/2021	181.00		123.34	
CASH RECEIPT OF DIVIDEND EARNED ON CHEVRON CORP 51,348 SHARE ON 493 SHARES DUE 12/10/21 Acct: 1165002741	12/10/2021	433.00		590.32	
CASH RECEIPT OF DIVIDEND EARNED ON BDOX MOBIL CORP 80,948 SHARE ON 792 SHARES DUE 12/10/21 Acct: 1165002741	12/10/2021	722.00		663.36	
CASH RECEIPT OF DIVIDEND EARNED ON INTL BUSINESS MACHINES CORP 51,946 SHARE ON 245 SHARES DUE 12/10/21 Acct: 1165002741	12/10/2021	346.00		401.80	
CASH RECEIPT OF DIVIDEND EARNED ON YUM BRANDS INC 80,808 SHARE ON 288 SHARES DUE 12/10/21 Acct: 1165002741	12/10/2021	288.00		143.00	
CASH RECEIPT OF DIVIDEND EARNED ON ITAU UNIBANCO HOLDING SPONS ADR 16,000 SHARE ON 1,619 SHARES DUE 12/10/21 Acct: 1165002741	12/10/2021	1,519.00		4.37	
CASH RECEIPT OF DIVIDEND EARNED ON KROGER LTD SPONS ADR 10,000 % WITHHOLDING RATE Acct: 1165002741	12/10/2021	283.00		92.84	
CASH RECEIPT OF DIVIDEND EARNED ON ROYAL BANK OF CANADA 10,000 % WITHHOLDING RATE Acct: 1165002741	12/10/2021	283.00		92.84	



Statement Period  
May 1, 2021 - December 31, 2021

Combined Account Number

Combined  
Statement

Combined Activity Detail - continued

TRANSACTION DESCRIPTION	DATE	AMOUNT	RECEIVE CASH	PAID CASH	TRANSFER
<b>Receipts - continued</b>					
CASH RECEIPT OF DIVIDEND EARNED ON SALCO \$1,488,948 ON 88 SHARES DUE 12/18/21 Acct: 118202741	12/18/21 12/18/21	89.00 89.00	191.72 191.72		
CASH RECEIPT OF DIVIDEND EARNED ON PACIFIC NATIONAL RESOURCES CO \$2,025,748 ON 201 SHARES DUE 12/14/21 Acct: 118202741	12/14/21 12/14/21	201.00 201.00	637.02 637.02		
CASH RECEIPT OF DIVIDEND EARNED ON INVESTOR DEVELOPING MANAGERS FUND \$2,244,836 ON 12,244.836 SHARES DUE 12/14/21 Acct: 118202741	12/14/21 12/14/21	12,244.86 12,244.86	3,582.22 3,582.22		
RECEIVE LT CAPITAL GAINS DISTRIBUTION ON INVESTOR DEVELOPING MANAGERS FUND \$3,244,836 ON 12,244.836 SHARES DUE 12/14/21 LT CAPITAL GAIN OF \$1,318.97 ON FEDERAL CORP LT CAPITAL GAIN OF \$1,318.97 ON STATE CORP Acct: 118202741	12/15/21 12/15/21	12,244.86 12,244.86			31,318.97
CASH RECEIPT OF DIVIDEND EARNED ON COOK COUNTY \$2,244,836 ON 1,244.836 SHARES DUE 12/18/21 Acct: 118202741	12/18/21 12/18/21	1,244.80 1,244.80	797.22 797.22		
CASH RECEIPT OF DIVIDEND EARNED ON CORTEVA INC \$2,244,836 ON 1,244.836 SHARES DUE 12/18/21 Acct: 118202741	12/18/21 12/18/21	1,244.80 1,244.80	229.22 229.22		
CASH RECEIPT OF DIVIDEND EARNED ON CALIBRI FINANCIAL SERVICES INC \$2,244,836 ON 219 SHARES DUE 12/18/21 Acct: 118202741	12/18/21 12/18/21	219.00 219.00	164.25 164.25		
CASH RECEIPT OF DIVIDEND EARNED ON EXPLORATION INTL WSPN INC \$2,244,836 ON 620 SHARES DUE 12/18/21	12/18/21	620.00	206.40		



Statement Period  
May 1, 2021 - December 31, 2021

Continued Account Number

Continued  
Statement

Continued Activity Detail - continued

TRANSACTION DESCRIPTION	DATE	NO. OF SHARES/SHARE VALUE	RECORD CODE	PRINCIPAL CODE	SEC CODE DESC
<b>Receipts - continued</b>					
Acc: 118202741	12/16/2021	600.00			30K.49
CASH RECEIPT OF DIVIDEND EARNED ON					
TYSON FOODS INC CL A	12/16/2021	600.00			273.00
50.00 SHARS ON 600 SHARS DUE 12/16/21	12/16/2021	600.00			273.00
Acc: 118202741					
CASH RECEIPT OF DIVIDEND EARNED ON					
DUNE ENERGY CORP	12/16/2021	679.00			608.82
60.00 SHARS ON 679 SHARS DUE 12/16/21	12/16/2021	679.00			608.82
Acc: 118202741					
CASH RECEIPT OF DIVIDEND EARNED ON					
FACTSET RESEARCH SYSTEMS INC	12/16/2021	114.00			93.48
50.00 SHARS ON 114 SHARS DUE 12/16/21	12/16/2021	114.00			93.48
Acc: 118202741					
CASH RECEIPT OF DIVIDEND EARNED ON					
PANIC CORP UNSPONS ADS	12/16/2021	355.00			73.00
35.50 SHARS ON 355 SHARS DUE 12/16/21	12/16/2021	355.00			73.00
10.00 % WITHHOLDING RATE	12/16/2021				
Acc: 118202741					
CASH RECEIPT OF DIVIDEND EARNED ON					
HOME DEPOT INC	12/16/2021	82.00			108.40
8.20 SHARS ON 82 SHARS DUE 12/16/21	12/16/2021	82.00			108.40
Acc: 118202741					
CASH RECEIPT OF DIVIDEND EARNED ON					
METROPCS LTR FINANCIAL SPONS ADS	12/16/2021	6,099.00			753.64
60.99 SHARS ON 6,099 SHARS DUE 12/16/21	12/16/2021	6,099.00			753.64
10.00 % WITHHOLDING RATE	12/16/2021				
Acc: 118202741					
CASH RECEIPT OF DIVIDEND EARNED ON					
QUALCOMM INC	12/16/2021	880.00			948.00
88.00 SHARS ON 880 SHARS DUE 12/16/21	12/16/2021	880.00			948.00
Acc: 118202741					



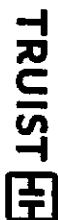
Statement Period  
May 1, 2021 - December 31, 2021

Combined Account Number  
[REDACTED]

Combined  
Statement

Combined Activity Detail - continued

Description	Date	Qty	IN. OF SHARES/UNIT VALUE	RECORD CLASS	RECORD DATE	TRUST NAME
<b>Receipts - continued</b>						
CASH RECEIPT OF DIVIDEND EARNED ON SHIONOGI & CO LTD WSPONS ADH \$0.157588/SHARE ON 408 SHARES DUE 12/16/21 Acct: 115802291	12/16/2021		408.00	68.50	68.50	
CASH RECEIPT OF DIVIDEND EARNED ON YUM CHINA HOLDINGS INC \$0.1359/SHARE ON 389 SHARES DUE 12/16/21 Acct: 115802291	12/16/2021		389.00	44.88	44.88	
CASH RECEIPT OF DIVIDEND EARNED ON COMMERCIAL BANKSHARES INC \$0.2555/SHARE ON 274 SHARES DUE 12/17/21 Acct: 115802291	12/17/2021		274.00	71.83	71.83	
CASH RECEIPT OF DIVIDEND EARNED ON BANK OF AMERICA CORP \$0.2555/SHARE ON 274 SHARES DUE 12/17/21 Acct: 115802291	12/17/2021		274.00	81.83	81.83	
CASH RECEIPT OF DIVIDEND EARNED ON BANK OF AMERICA CORP \$0.2555/SHARE ON 274 SHARES DUE 12/17/21 Acct: 115802291	12/17/2021		274.00	89.09	89.09	
CASH RECEIPT OF DIVIDEND EARNED ON BANK OF AMERICA CORP \$0.2555/SHARE ON 274 SHARES DUE 12/17/21 Acct: 115802291	12/17/2021		274.00	493.74	493.74	
CASH RECEIPT OF DIVIDEND EARNED ON LANDE INC \$1.1065/SHARE ON 37 SHARES DUE 12/17/21 Acct: 115802291	12/17/2021		37.00	59.88	59.88	
CASH RECEIPT OF DIVIDEND EARNED ON COMMON BERRY AND \$0.2355/SHARE ON 338 SHARES DUE 12/20/21	12/20/2021		338.00	527.24	527.24	



Statement Period  
May 1, 2021 - December 31, 2021

Confidential Account Number  
[REDACTED]  
Confidential  
[REDACTED]  
Combined  
Statement

Combined Activity Detail - continued

TRANSACTION DESCRIPTION	DATE	BL. OF BALANCE	INCOME CASH	INVESTMENT CASH	TOT. COST BASIS
<b>Receipts - continued</b>					
Acct: 118202741	12/22/2021	698.00	697.94		
RECEIVE LT CAPITAL GAINS DISTRIBUTION ON MSPR GLOBAL OPPORTUNITY AS \$1,838,916.00 ON 12,280.00 SHARES DUE 12/17/21 LT CAPITAL GAIN OF \$2,512.00 ON FEDERAL COST Acct: 118202741	12/22/2021	12,280.00		22,512.00	
RECEIVE ST CAPITAL GAINS DISTRIBUTION ON MSPR GLOBAL OPPORTUNITY AS \$2,512.00 ON 12,280.00 SHARES DUE 12/17/21 ST CAPITAL GAIN OF \$3,971.05 ON FEDERAL COST ST CAPITAL GAIN OF \$3,971.05 ON STATE COST Acct: 118202741	12/22/2021	12,280.09		22,512.00	59,971.05
CASH RECEIPT OF DIVIDEND EARNED ON ROYAL DUTCH SHELL PLC BRONS ADR \$0.485 SHARE ON 278 SHARES DUE 12/22/21 Acct: 118202741	12/22/2021	278.00	193.44		
CASH RECEIPT OF DIVIDEND EARNED ON BYSEX COMP UNF-ONS ADR \$0.16333333 SHARE ON 189 SHARES DUE 12/21/21 10.00 % WITHHOLDING RATE Acct: 118202741	12/21/2021	189.00	29.89		
CASH RECEIPT OF DIVIDEND EARNED ON XYLEM INC \$0.285 SHARE ON 146 SHARES DUE 12/21/21 Acct: 118202741	12/21/2021	546.00	182.28		
CASH RECEIPT OF DIVIDEND EARNED ON SHARES NATIONAL BANK BOND STP \$0.18155 SHARE ON 6,189 SHARES DUE 12/22/21 Acct: 118202741	12/22/2021	6,189.00	1,098.89		
CASH RECEIPT OF DIVIDEND EARNED ON MIDAL COMP \$0.045 SHARE ON 80 SHARES DUE 12/22/21	12/22/2021	80.00	34.00		



Statement Period  
May 1, 2021 - December 31, 2021

Combined Account Number

Combined Statement

Combined Activity Detail - continued

TRANSACTION DESCRIPTION	DATE	AMOUNT	RECORD DATE	POSTING DATE	TRUSTEES BALANCE
<b>Receipts - continued</b>					
Acct: 1183032741	12/31/2021	502.00			502.00
CASH RECEIPT OF DIVIDEND EARNED ON ALLEGION PLC \$0.36875 SHARE ON 304 SHARES DUE 12/31/21					
Acct: 1183032741	12/31/2021	304.00			108.44
CASH RECEIPT OF DIVIDEND EARNED ON CANNADIAN NATIONAL RAILWAY CO \$0.492875 SHARE ON 76 SHARES DUE 12/31/21					
Acct: 1183032741	12/31/2021	304.00			108.44
CASH RECEIPT OF DIVIDEND EARNED ON BANK OF AMERICA CORP \$0.2175 SHARE ON 1,022 SHARES DUE 12/31/21					
Acct: 1183032741	12/31/2021	1,022.00			214.02
CASH RECEIPT OF DIVIDEND EARNED ON CROWN CASTLE INTL CORP \$0.47875 SHARE ON 304 SHARES DUE 12/31/21					
Acct: 1183032741	12/31/2021	304.00			448.88
CASH RECEIPT OF DIVIDEND EARNED ON MARTIN MARIETTA MATERIALS INC \$0.151875 SHARE ON 247 SHARES DUE 12/31/21					
Acct: 1183032741	12/31/2021	247.00			150.87
CASH RECEIPT OF DIVIDEND EARNED ON PUBLIC SERVICE ENTERPRISE GROUP INC \$0.181875 SHARE ON 319 SHARES DUE 12/31/21					
Acct: 1183032741	12/31/2021	319.00			182.89



Statement Period  
May 1, 2021 - December 31, 2021

Combined Account Number  
[REDACTED]

Combined  
Statement

Combined Activity Detail - continued

TRANSACTION DESCRIPTION	DATE	NO. OF SHARES/UNIT VALUE	INCOME CASH	FINANCIAL CASH	TAX COST BASIS
<b>Receipts - continued</b>					
Acct: 115802791	10/01/2021		318.00	182.00	
<b>Total Dividends</b>					
				\$178,153.94	\$25,283.82
<b>Assets Received</b>					
RECEIVED - 1 UNITS OF TRUIST PLEDGE AGMT Acct: 115802791	5/26/21		-1.00		-1.00
	5/26/21		-1.00		-1.00
<b>CASH RECEIPT</b>					
MISCellaneous NO TAX EFFECT NOVARTIS AG SPONS ADR GTS TAX REGULAR PD 06/21/21 CUS 699771100 Acct: 115802791	5/27/2021			478.18	
	6/27/2021			478.18	
<b>CASH RECEIPT</b>					
MISCellaneous NO TAX EFFECT HOCHTILING LTD SPONS ADR GTS TAX REGULAR PD 05/27/21 CUS 771181104 Acct: 115802791	5/26/2021			458.48	
	6/28/2021			458.48	
<b>SPIN OFF</b>					
RECEIVED 46 SHARES DISTRIBUTION AT 1.1 SHARES OF ORGANON & CO FOR EACH SHARE OF MERRCK & CO INC PUNE 08/02/21 EACH SHARE HELD OF MERRCK & CO INC (588371103) ENVI RECEIVE .1 SHARE OF ORGANON & CO(588371103) NON-TAXABLE Acct: 115802791	6/28/2021		45.00		1,892.91
	6/28/2021		45.00		1,892.91



Statement Period  
May 1, 2021 - December 31, 2021

Combined Account Number  
[REDACTED]

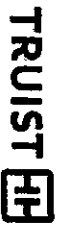
Combined  
Statement

Combined Activity Detail - continued

TRANSACTION DESCRIPTION	DATE	NO. OF SHARES/SHARE VALUE	INCOME (LOSS)	FEDERAL CREDIT	TOTAL COST BASIS
<b>Receipts - continued</b>					
SPIN OFF RECEIVED AS 0.014 SHARES DISTRIBUTION AT 10/28/2021 FOR INC. OF 1 FOR EACH SHARE OF TPAU UNRECORDED HOLDING SPONS ADR DUE 10/28/21 (ASSERTION) ENTITLES THE HOLDER TO RECEIVE 0.02327281 SHARES OF SP INC. CLASSIFIED AS AVAILABLE	10/11/2021 10/11/2021		88.07 88.07		1,449.88 1,449.88
SPIN OFF RECEIVED 49 SHARES DISTRIBUTION AT 0.2 SHARES OF KYNDRYL HOLDINGS INC FOR EACH SHARE OF INTL BUSINESS MACHINES CORP DUE 11/09/21 (ASSERTION) ENTITLES THE HOLDER TO RECEIVE 0.2 SHARES OF KYNDRYL HOLDINGS INC (001581C110) NON-TAXABLE	11/9/2021 11/9/2021		49.00 49.00		1,410.82 1,410.82
<b>Total Available Proceeds</b>					
<b>Other Receipts</b>					
NEW NAME IS META PLATFORM, INC.					
META PLATFORM, INC.	11/1/2021 11/1/2021				
<b>Total Other Receipts</b>					
<b>Also Investment Changes</b>					
			80.00	80.00	80.00

236 of 275

VISUAL BARR



Statement Period  
May 1, 2021 - December 31, 2021

Combined Account Number

Combined  
Statement

Combined Activity Detail - continued

Dispositional Description	DATE	AMOUNT	RECORD DATE	TRUST BALANCE	YTD COST BASIS
<b>Receipts - continued</b>					
AMORTIZED PREMIUM ON LEE CANTY NC LIMITED SUDON 601129 FED BASIS DECREASED BY \$1,817.76 TO \$181,729.06 6/1/21	6/1/2021	125,000.00		125,000.00	-1,817.76
CURRENT YEAR AMORTIZATION Acct: 115202889	6/1/2021				-1,817.76
AMORTIZED PREMIUM ON NC STATE CAP REP FPE 5,000% 501129 FED BASIS DECREASED BY \$1,458.43 TO \$100,000.00 6/1/21	6/1/2021	100,000.00		100,000.00	-1,458.43
CURRENT YEAR AMORTIZATION Acct: 115202889	6/1/2021				-1,458.43
AMORTIZED PREMIUM ON NORTH CAROLINA ST 5,000% 501129 FED BASIS DECREASED BY \$1,259,417.49 6/1/21	6/1/2021	185,000.00		185,000.00	-1,259.49
CURRENT YEAR AMORTIZATION Acct: 115202889	6/1/2021				-1,259.49
AMORTIZED PREMIUM ON APRX NC SUDON 601129 FED BASIS DECREASED BY \$2,399.85 TO \$148,399.49 6/1/21	6/1/2021	125,000.00		125,000.00	-2,399.85
CURRENT YEAR AMORTIZATION Acct: 115202889	6/1/2021				-2,399.85
AMORTIZED PREMIUM ON CARY NC 5,000% 601129 FED BASIS DECREASED BY \$1,259.47 TO \$157,990.92 6/1/21	6/1/2021	125,000.00		125,000.00	-1,259.47
CURRENT YEAR AMORTIZATION Acct: 115202889	6/1/2021				-1,259.47
AMORTIZED PREMIUM ON FORSYTH CNTY NC 5,000% 150127 FED BASIS DECREASED BY \$1,311.26 TO \$149,814.06 6/1/21	6/1/2021	125,000.00		125,000.00	-1,311.26
CURRENT YEAR AMORTIZATION					



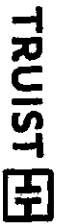
Statement Period  
May 1, 2001 - December 31, 2001

Combined Account Number

Combined  
Statement

Combined Activity Detail - continued

TRANSACTION DESCRIPTION	DATE	AMOUNT	DEBIT	CREDIT	PRINCIPAL	INTEREST
<b>Reverse - continued</b>						
Acc: 118000000	6/1/2001	120,000.00				-1,511.85
<b>AMORTIZED PREMIUM ON</b>						
<b>UNION CITY NC 5.00% 1/2012</b>						
FED BASIS DECREASED BY \$1,187.72 TO \$120,546.82						
6/1/21	6/1/2001	110,000.00				-1,187.72
CURRENT YEAR AMORTIZATION	6/1/2001	110,000.00				-1,187.72
Acc: 118000000						
<b>AMORTIZED PREMIUM ON</b>						
<b>NORTH CAROLINA ST 5.00% 6/01/25</b>						
FED BASIS DECREASED BY \$1,593.54 TO \$143,500.16						
6/1/21	6/1/2001	130,000.00				-1,593.54
CURRENT YEAR AMORTIZATION	6/1/2001	130,000.00				-1,593.54
Acc: 118000000						
<b>AMORTIZED PREMIUM ON</b>						
<b>NORTH CAROLINA ST 5.00% 6/01/21</b>						
FED BASIS DECREASED BY \$1,871.48 TO \$100,000.00						
6/1/21	6/1/2001	100,000.00				-1,871.48
CURRENT YEAR AMORTIZATION	6/1/2001	100,000.00				-1,871.48
Acc: 118000000						
<b>AMORTIZED PREMIUM ON</b>						
<b>NORTH CAROLINA ST 5.00% 6/01/25</b>						
FED BASIS DECREASED BY \$1,516.66 TO \$143,308.54						
6/1/21	6/1/2001	120,000.00				-1,516.66
CURRENT YEAR AMORTIZATION	6/1/2001	120,000.00				-1,516.66
Acc: 118000000						
<b>AMORTIZED PREMIUM ON</b>						
<b>UNION CITY NC 5.00% 6/01/27</b>						
FED BASIS DECREASED BY \$1,478.40 TO \$118,000.00						
6/1/21	6/1/2001	100,000.00				-1,478.40
CURRENT YEAR AMORTIZATION	6/1/2001	100,000.00				-1,478.40
Acc: 118000000						



Statement Period  
May 1, 2021 - December 31, 2021

Combined Account Number

Combined  
Statement

Combined Activity Detail - continued

TRANSACTION DESCRIPTION	DATE	NO. OF SHARES/AMOUNT	MARKET VALUE	RECORD TYPE	FINANCIAL CLASS	NEW COST BASIS
<b>Proceeds - continued</b>						
AMORTIZED PREMIUM ON CHARLOTTE NC WITH 5.00% 7/01/22 FED BASIS DECREASED BY \$1,695.50 TO \$191,879.87 7/1/21	7/1/2021		188,000.00			-1,695.08
CURRENT YEAR AMORTIZATION Acct: 118202021	7/1/2021		188,000.00			-1,695.08
AMORTIZED PREMIUM ON FORSTH CNTY NC 5.00% 7/01/22 FED BASIS DECREASED BY \$1,995.50 TO \$128,421.80 7/1/21	7/1/2021		120,000.00			-1,995.50
CURRENT YEAR AMORTIZATION Acct: 118202022	7/1/2021		120,000.00			-1,995.50
AMORTIZED PREMIUM ON FORSTH CNTY NC 5.00% 7/01/24 FED BASIS DECREASED BY \$1,258.44 TO \$107,894.89 7/1/21	7/1/2021		100,000.00			-1,258.44
CURRENT YEAR AMORTIZATION Acct: 118202023	7/1/2021		100,000.00			-1,258.44
STOCK SPLIT 8 FOR 1 STOCK SPLIT ON BASSAULT STR 8 A SPONS ADR DUE 7/1/21 444 ADDITIONAL SHARES RECEIVED 8 FOR 1 STOCK SPLIT Acct: 118202024	7/1/2021		444.00			
STOCK SPLIT 4 FOR 1 STOCK SPLIT ON NEDA CORP DUE 7/1/21 690 ADDITIONAL SHARES RECEIVED 4 FOR 1 STOCK SPLIT Acct: 118202025	7/1/2021		690.00			
AMORTIZED PREMIUM ON GASTON CNTY NC 5.00% 8/01/27 FED BASIS DECREASED BY \$2,822.81 TO \$184,717.99 8/1/21	8/2/2021		185,000.00			-2,822.81
CURRENT YEAR AMORTIZATION						

VIA E-MAIL  
239 of 275



Statement Period  
May 1, 2021 - December 31, 2021

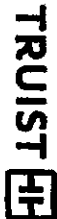
Continued Account Number

Continued  
Statement

Combined Activity Detail - continued

TRANSACTION DESCRIPTION	DATE	NO. OF SHARES/PAID VALUE	ACCOUNT CODE	PRINCIPAL CODE	UNIT COST BASIS
<b>Resplits - continued</b>					
AMORTIZED PREMIUM ON JOHNSTON CNTY NC SUDON, 8/01/24 FED BASIS DECREASED BY \$2,281.41 TO \$149,738.82	8/22/2021				-2,281.41
CURRENT YEAR AMORTIZATION	8/22/2021				-2,281.41
AMORTIZED PREMIUM ON JOHNSTON CNTY NC SUDON, 8/01/22 FED BASIS DECREASED BY \$1,707.24 TO \$108,254.98	8/22/2021				-1,707.24
CURRENT YEAR AMORTIZATION	8/22/2021				-1,707.24
<b>STOCK SPLIT</b>					
2 FOR 1 STOCK SPLIT ON ADVERSE FUNDING ADV DUE BASIS 2 FOR 1 STOCK SPLIT Acc: 115802889	8/27/2021			675.00	
AMORTIZED PREMIUM ON DURHAM NC SUDON, 8/01/22 FED BASIS DECREASED BY \$1,808.98 TO \$182,704.84	8/27/2021				-1,808.98
CURRENT YEAR AMORTIZATION	8/27/2021				-1,808.98
<b>AMORTIZED PREMIUM ON</b>					
FAVORABLE INC PUBL, 5/00/24 FED BASIS DECREASED BY \$2,287.48 TO \$111,571.47	5/1/2021			100,000.00	-2,287.48
CURRENT YEAR AMORTIZATION	5/1/2021			100,000.00	-2,287.48

143 CCL 184M  
240 of 875



Statement Period  
May 1, 2021 - December 31, 2021

Combined Account Number  
[REDACTED]

Combined  
Statement

Combined Activity Detail - continued

TRANSACTION DESCRIPTION	DATE	NO. OF DEPOSITARY VALUE	AMOUNT CASH	PREMIUM CASH	EST. COST BASIS
<b>Reseptions - continued</b>					
AMORTIZED PREMIUM ON FRANKLIN NC FED 5.00% 3/01/27 FED BASIS DECREASED BY \$1,272.21 TO \$140,200.17	01/2021				-1,272.21
AMORTIZED PREMIUM ON FRANKLIN NC FED 5.00% 3/01/27 FED BASIS DECREASED BY \$1,272.21 TO \$140,200.17	01/2021				-1,272.21
CURRENT YEAR AMORTIZATION					
AMORTIZED PREMIUM ON FRANKLIN NC FED 5.00% 3/01/26 FED BASIS DECREASED BY \$1,272.21 TO \$140,200.17	01/2021				-1,272.21
AMORTIZED PREMIUM ON FRANKLIN NC FED 5.00% 3/01/26 FED BASIS DECREASED BY \$1,272.21 TO \$140,200.17	01/2021				-1,272.21
CURRENT YEAR AMORTIZATION					
AMORTIZED PREMIUM ON FRANKLIN NC FED 5.00% 3/01/25 FED BASIS DECREASED BY \$946.37 TO \$110,000.00	01/2021				-946.37
AMORTIZED PREMIUM ON FRANKLIN NC FED 5.00% 3/01/25 FED BASIS DECREASED BY \$946.37 TO \$110,000.00	01/2021				-946.37
CURRENT YEAR AMORTIZATION					
AMORTIZED PREMIUM ON FRANKLIN NC FED 5.00% 3/01/23 FED BASIS DECREASED BY \$1,950.65 TO \$100,000.00	01/2021				-1,950.65
AMORTIZED PREMIUM ON FRANKLIN NC FED 5.00% 3/01/23 FED BASIS DECREASED BY \$1,950.65 TO \$100,000.00	01/2021				-1,950.65
CURRENT YEAR AMORTIZATION					
AMORTIZED PREMIUM ON FRANKLIN NC FED 5.00% 3/01/21 FED BASIS DECREASED BY \$2,116.40 TO \$140,000.00	01/2021				-2,116.40
AMORTIZED PREMIUM ON FRANKLIN NC FED 5.00% 3/01/21 FED BASIS DECREASED BY \$2,116.40 TO \$140,000.00	01/2021				-2,116.40
CURRENT YEAR AMORTIZATION					
AMORTIZED PREMIUM ON FRANKLIN NC FED 5.00% 3/01/20 FED BASIS DECREASED BY \$1,451.85 TO \$125,000.00	01/2021				-1,451.85
AMORTIZED PREMIUM ON FRANKLIN NC FED 5.00% 3/01/20 FED BASIS DECREASED BY \$1,451.85 TO \$125,000.00	01/2021				-1,451.85
CURRENT YEAR AMORTIZATION					

241 of 275

TRUIST BANK



Statement Period  
May 1, 2021 - December 31, 2021

Conditioned Account Number  
[REDACTED]

Combined Statement  
[REDACTED]

Combined Activity Detail - continued

Transaction Description	DATE	AMOUNT	BALANCE	INTEREST	FEE	END BALANCE
<b>Reseizure - continued</b>						
Acct: 118000000	07/20/21		125,000.00			-1,481.48
<b>AMORTIZED PREMIUM ON</b>						
RALEIGH NC 5.00% 30YRS						
FED BASIS DECREASED BY \$1,797.00 TO \$114,227.00	01/20/21		100,000.00			-1,797.00
CURRENT YEAR AMORTIZATION	07/20/21		100,000.00			-1,797.00
Acct: 118000000						
<b>AMORTIZED PREMIUM ON</b>						
UNION CNTY NC 5.00% 30YRS						
FED BASIS DECREASED BY \$2,882.17 TO \$148,900.82	01/20/21		125,000.00			-2,882.17
CURRENT YEAR AMORTIZATION	07/20/21		125,000.00			-2,882.17
Acct: 118000000						
<b>AMORTIZED PREMIUM ON</b>						
WAKE CNTY NC 5.00% 30YRS						
FED BASIS DECREASED BY \$1,910.48 TO \$136,293.75	01/20/21		125,000.00			-1,910.48
CURRENT YEAR AMORTIZATION	07/20/21		125,000.00			-1,910.48
Acct: 118000000						
<b>AMORTIZED PREMIUM ON</b>						
WAKE CNTY NC LTD ORG 5.00% 30YRS						
FED BASIS DECREASED BY \$2,597.99 TO \$181,192.01	01/20/21		100,000.00			-2,597.99
CURRENT YEAR AMORTIZATION	07/20/21		100,000.00			-2,597.99
Acct: 118000000						
<b>AMORTIZED PREMIUM ON</b>						
ASHEVILLE NC PTE 5.00% 40YRS						
FED BASIS DECREASED BY \$1,959.86 TO \$129,989.87	10/12/21		125,000.00			-1,959.86
CURRENT YEAR AMORTIZATION	10/12/21		125,000.00			-1,959.86
Acct: 118000000						

242 of 275

TRUIST BANK



Statement Period  
May 1, 2021 - December 31, 2021

Combined Account Number

Combined Statement

Combined Activity Detail - continued

Transaction Description	DATE	NO. OF SHARES/PAID VALUE	INVEST COST	MARKET VALUE	YTD COST BASIS
<b>Receipts - continued</b>					
AMORTIZED PREMIUM ON DURHAM NC LTD CORP 6.00% 4/01/27 FED BASIS DECREASED BY \$2,154.78 TO \$124,352.18	10/1/2021		100,000.00		-2,154.78
10/1/21 CURRENT YEAR AMORTIZATION Acct: 118202029	10/1/2021		200,000.00		-2,154.78
AMORTIZED PREMIUM ON BRENDA CITY NC 5.50% 10/01/24 FED BASIS DECREASED BY \$1,644.44 TO \$145,394.08	10/1/2021		195,000.00		-1,644.44
10/1/21 CURRENT YEAR AMORTIZATION Acct: 118202029	10/1/2021		195,000.00		-1,644.44
AMORTIZED PREMIUM ON ORANGE CNTY NC 4.00% 4/01/24 FED BASIS DECREASED BY \$1,091.18 TO \$150,423.12	10/1/2021		125,000.00		-1,091.18
10/1/21 CURRENT YEAR AMORTIZATION Acct: 118202029	10/1/2021		125,000.00		-1,091.18
AMORTIZED PREMIUM ON RANDOLPH CNTY NC 5.00% 10/01/26 FED BASIS DECREASED BY \$1,259.50 TO \$138,707.25	10/1/2021		125,000.00		-1,259.50
10/1/21 CURRENT YEAR AMORTIZATION Acct: 118202029	10/1/2021		125,000.00		-1,259.50
STOCK SPLIT 3 FOR 1 STOCK SPLIT ON INITIATIVE PERSONAL INC DUE 10/4/21 BY ADDITIONAL SHARES RECEIVED	10/1/2021		60.50		
Acct: 118202021	10/1/2021		60.50		
STOCK SPLIT 2 FOR 1 STOCK SPLIT ON MICROCHIP TECHNOLOGY INC DUE 10/1/21 BY ADDITIONAL SHARES RECEIVED	10/1/2021		57.50		
Acct: 118202021	10/1/2021		57.50		



Statement Period  
May 1, 2021 - December 31, 2021

Combined Account Number

Combined  
Statement

Continued Activity Detail - continued

TRANSACTION DESCRIPTION	DATE	AMOUNT	RECORD TYPE	GENERAL CASH	SECURITIES
<b>Receipts - continued</b>					
Acct: 118202241	5/1/2021	571.00			
<b>AMORTIZED PREMIUM ON JACKSONVILLE NO BRT 5.00% 5/01/27</b>					
FED BASIS DECREASED BY \$2,358.41 TO \$188,000.00	11/1/2021	105,000.00			-2,358.41
CURRENT YEAR AMORTIZATION	11/1/2021	105,000.00			-2,358.41
Acct: 118202268					
<b>AMORTIZED PREMIUM ON LEE COUNTY NO LIMITED 5.00% 5/01/25</b>					
FED BASIS DECREASED BY \$1,694.91 TO \$190,000.00	11/1/2021	125,000.00			-1,694.91
CURRENT YEAR AMORTIZATION	11/1/2021	125,000.00			-1,694.91
Acct: 118202285					
<b>AMORTIZED PREMIUM ON NORTH CAROLINA ST 5.00% 5/01/25</b>					
FED BASIS DECREASED BY \$1,391.58 TO \$198,000.00	11/1/2021	125,000.00			-1,391.58
CURRENT YEAR AMORTIZATION	11/1/2021	125,000.00			-1,391.58
Acct: 118202289					
<b>AMORTIZED PREMIUM ON ORANGE CITY NO 5.00% 11/1/23</b>					
FED BASIS DECREASED BY \$2,358.08 TO \$187,000.00	11/1/2021	125,000.00			-2,358.08
CURRENT YEAR AMORTIZATION	11/1/2021	125,000.00			-2,358.08
Acct: 118202293					
<b>AMORTIZED PREMIUM ON APET NO 5.00% 5/01/25</b>					
FED BASIS DECREASED BY \$2,354.82 TO \$193,000.00	12/1/21	125,000.00			-2,354.82
CURRENT YEAR AMORTIZATION	12/1/21	125,000.00			-2,354.82
Acct: 118202295					

11/17/21 2:14 of 275



Statement Period  
May 1, 2021 - December 31, 2021

Combined Account Number  
[REDACTED]

Combined  
Statement

Continued Activity Detail - continued

TRANSACTION DESCRIPTION	DATE	AMOUNT	INSTRUMENT VALUE	INTEREST CASH	PRINCIPAL CASH	TOTAL CASH BASIS
<b>Roadways - continued</b>						
AMORTIZED PREMIUM ON CITY NC 6.00% 6/01/25 FED BASIS DECREASED BY \$1,582.28 TO \$198,421.88	12/31/2021 12/16/2021		198,000.00			-1,582.28
CURRENT YEAR AMORTIZATION Acct: 118200289						-1,582.28
AMORTIZED PREMIUM ON FORSTYH CNTY NC 6.00% 12/01/27 FED BASIS DECREASED BY \$1,241.97 TO \$142,472.08	12/31/2021 12/16/2021		142,000.00			-1,241.97
CURRENT YEAR AMORTIZATION Acct: 118200289						-1,241.97
AMORTIZED PREMIUM ON MOORE CNTY NC 6.00% 12/01/27 FED BASIS DECREASED BY \$1,166.71 TO \$195,182.81	12/31/2021 12/16/2021		190,000.00			-1,166.71
CURRENT YEAR AMORTIZATION Acct: 118200289						-1,166.71
AMORTIZED PREMIUM ON NORTH CAROLINA ST 6.00% 6/01/25 FED BASIS DECREASED BY \$1,021.18 TO \$141,278.88	12/31/2021 12/16/2021		140,000.00			-1,021.18
CURRENT YEAR AMORTIZATION Acct: 118200289						-1,021.18
AMORTIZED PREMIUM ON NORTH CAROLINA ST 6.00% 6/01/26 FED BASIS DECREASED BY \$1,592.20 TO \$148,788.64	12/31/2021 12/16/2021		148,000.00			-1,592.20
CURRENT YEAR AMORTIZATION Acct: 118200289						-1,592.20
AMORTIZED PREMIUM ON UNION CNTY NC 6.00% 6/01/27 FED BASIS DECREASED BY \$1,205.25 TO \$117,418.81	12/31/2021		100,000.00			-1,205.25
CURRENT YEAR AMORTIZATION						-1,205.25

11/20/21 2:48PM

245 of 275



Statement Period  
May 1, 2021 - December 31, 2021

Combined Account Number  
[REDACTED]

Combined  
Statement

Continued Activity Detail - continued

TRANSACTION DESCRIPTION	DATE	NO. OF SHARES/AMOUNT	AMOUNT CASH	PRINCIPAL CASH	TRF COST BASIS
<b>Receipts - continued</b>					
Acct: 1162020829	12/16/2021		100,000.00		-1,508.39
STOCK DIVIDEND					
5% STOCK DIVIDEND ON					
COMMON STOCK SHARES AND DUE 12/17/21					
13.70 ADDITIONAL SHARES RECEIVED					
5% STOCK DIVIDEND, NON-TAXABLE					
Acct: 1162020791	12/20/2021		13.70		
Acct: 1162020791	12/20/2021		13.70		
<b>Total Also Investment Changes</b>					
<b>Sales &amp; Acquisitions</b>					
SOLD 100,000 PAR VALUE OF					
NC STATE CORP REP PFG 5.000% 801629					
TRADE DATE 6/20/21					
NON-TAXABLE TO FEDERAL AND STATE					
Acct: 1162020829	6/20/2021		100,000.00	100,000.00	-100,000.00
Acct: 1162020829	6/20/2021		100,000.00	100,000.00	-100,000.00
MATURED 100,000 PAR VALUE OF					
NORTH CAROLINA ST 5.000% 601121					
TRADE DATE 6/16/21					
NON-TAXABLE TO FEDERAL AND STATE					
Acct: 1162020829	6/16/2021		100,000.00	100,000.00	-100,000.00
Acct: 1162020829	6/16/2021		100,000.00	100,000.00	-100,000.00
SOLD 45 SHARES OF					
ORGANON & CO					
TRADE DATE 6/16/21					
SOLD THROUGH COWEN & COMPANY LLC					
PAID SELLER BROKERAGE					
PAID SELLER SEC FEE					
TAXABLE TO FEDERAL AND STATE					
Acct: 1162020791	6/16/2021		45.00	1,314.51	-1,822.51
Acct: 1162020791	6/16/2021		45.00	1,314.51	-1,822.51

11/25/21 09:45  
246 of 275



Statement Period  
May 1, 2021 - December 31, 2021

Combined Account Number

Combined  
Statement

Combined Activity Detail - continued

DESCRIPTION	DATE	NO. OF SHARES/PAID VALUE	SECURE COST	PROFIT/Loss	TRADING FEE
<b>Receipts - continued</b>					
MATURED 140,000 PAR VALUE OF PRIORITY 10% 807421	07/12/2021	140,000.00		140,000.00	
TRADE DATE 07/12/21	07/12/2021	140,000.00		140,000.00	
NON-TAXABLE TO FEDERAL AND STATE 140,000 PAR VALUE AT 100 % Acct: 1155002009					
<b>SOLD 0.974 SHARES OF XP INC CL A</b>					
TRADE DATE 10/21/21	10/21/2021	0.07	2.44	2.44	
SOLD THROUGH CA CASH IN LIEU TAXABLE TO FEDERAL AND STATE 0.974 SHARES AT \$24.6581 FRACTIONAL SHARES SOLD @ \$24.6581 Acct: 1155002741	10/21/2021 10/21/2021	0.07	2.44	2.44	-2.30
<b>SOLD 49 SHARES OF RANDRIL HOLDINGS INC</b>					
TRADE DATE 12/14/21	12/14/2021	49.00	874.40	874.40	
SOLD THROUGH COWEN & COMPANY LLC PAID BY FRACTIONAL TAXABLE TO FEDERAL AND STATE 49 SHARES AT \$17.85 Acct: 1155002741	12/14/2021 12/14/2021	49.00	874.40	874.40	-1,410.22
<b>SOLD 0.7 SHARES OF COMMERCE BANCSHARES INC</b>					
TRADE DATE 12/28/21	12/28/2021	0.70	48.23	48.23	
SOLD THROUGH CA CASH IN LIEU TAXABLE TO FEDERAL AND STATE 0.7 SHARES AT \$68.9005 FRACTIONAL SHARES SOLD @ \$68.900500 Acct: 1155002741	12/28/2021 12/28/2021	0.70	48.23	48.23	-55.05

247 of 275

VIBELA 2025



Statement Period  
May 1, 2021 - December 31, 2021

Combined Account Number

Combined Statement

Combined Activity Detail - continued

TRANSACTION DESCRIPTION	DATE	AMOUNT	INCOME	PRINCIPAL	TOTAL
<b>Receipts - continued</b>					
SOLD 8,084 SHARES OF ATAY INC					
TRADE DATE 12/28/21	12/28/2021	2,094.00	\$1,508.83		-48,397.81
SOLD THROUGH BANKOFAMERICA TRADING LLC					
PAID \$17.25 BROKERAGE	12/28/2021	2,094.00	\$1,508.83		-48,397.81
PAID \$17.25 SEC FEE					
SOLD ON THE NEW YORK STOCK EXCHANGE, INC.					
TAXABLE TO FEDERAL AND STATE					
2,084 SHARES AT \$10.941					
Acct: 1183082741					
<b>SOLD 35 SHARES OF ALABAMA GROUP HOLDING LTD SPONS ADR</b>					
TRADE DATE 12/28/21	12/28/2021	36.00	3,918.82		-4,392.78
SOLD THROUGH GANNON FITZGERALD & CO.					
PAID \$0.25 BROKERAGE	12/28/2021	36.00	3,918.82		-4,392.78
PAID \$0.25 SEC FEE					
SOLD ON THE OTC BULLETIN BOARD					
TAXABLE TO FEDERAL AND STATE					
35 SHARES AT \$111.42					
Acct: 1183082741					
<b>SOLD 3,108 SHARES OF ALSEBY SA SPONS ADR</b>					
TRADE DATE 12/28/21	12/28/2021	3,108.00	2,380.48		-11,153.55
SOLD THROUGH WTL TRADING INC.					
PAID \$4.00 BROKERAGE	12/28/2021	3,108.00	2,380.48		-11,153.55
PAID \$0.04 SEC FEE					
SOLD ON THE OTC BULLETIN BOARD					
TAXABLE TO FEDERAL AND STATE					
3,108 SHARES AT \$27.93					
Acct: 1183082741					



Statement Period  
May 1, 2021 - December 31, 2021

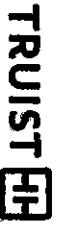
Combined Account Number

Combined  
Statement

Combined Activity Detail - continued

TRANSACTION DESCRIPTION	DATE	NO. OF SHARES/UNIT VALUE	PROCEED CASH	PRINCIPAL CASH	THE COST BASIS
<b>Receipts - continued</b>					
SOLD 882 SHARES OF BRISTOL MYERS SQUIBB CO					
TRADE DATE 12/28/21	12/31/2021		232.00	14,448.48	-12,458.88
SOLD THROUGH LBS WASHINGTON					
PAID \$1.74 BROKERAGE	12/31/2021		342.00	14,448.48	-12,458.88
PAID \$1.00 SEC FEE					
SOLD ON THE OTC BULLETIN BOARD					
TAXABLE TO FEDERAL AND STATE					
232 SHARES AT \$22.29					
Acct: 1162002741					
<b>SOLD 888 SHARES OF DOMINION ENERGY INC</b>					
TRADE DATE 12/28/21	12/31/2021		628.00	66,408.83	-62,888.49
SOLD THROUGH COMEN & COMPANY LLC					
PAID \$12.87 BROKERAGE	12/31/2021		628.00	66,408.83	-62,888.49
PAID \$1.94 SEC FEE					
TAXABLE TO FEDERAL AND STATE					
888 SHARES AT \$78.0701					
Acct: 1162002741					
<b>SOLD 782 SHARES OF EXXON MOBIL CORP</b>					
TRADE DATE 12/28/21	12/31/2021		782.00	44,230.10	-60,458.89
SOLD THROUGH COMEN & COMPANY LLC					
PAID \$1.00 BROKERAGE	12/31/2021		782.00	44,230.10	-60,458.89
PAID \$0.28 SEC FEE					
TAXABLE TO FEDERAL AND STATE					
782 SHARES AT \$61.28					
Acct: 1162002741					
<b>SOLD 1,519 SHARES OF ITAU UNIBANCO HOLDINGS SPONS ADR</b>					
TRADE DATE 12/28/21	12/31/2021		1,519.00	5,625.48	-12,298.89
SOLD THROUGH INTL TRADING INC.					
PAID \$2.78 BROKERAGE					
PAID \$0.48 SEC FEE					
SOLD ON THE OTC BULLETIN BOARD					
TAXABLE TO FEDERAL AND STATE					
1,519 SHARES AT \$3.73					

11/25/21 2:49 of 275



Statement Period  
May 1, 2001 - December 31, 2001

Combined Account Number

Combined  
Statement

Combined Activity Detail - continued

TRANSACTION DESCRIPTION	DATE	NO. OF SHARES/AMOUNT	SECURITY CODE	PRINCIPAL CODE	TRF CODE
<b>Receipts - continued</b>					
Acct: 1182002741	12/01/00	1,519.00		6,008.46	-12,586.89
<b>SOLD 1,028 SHARES OF PPL CORPORATION</b>					
TRADE DATE 12/01/00					
<b>SOLD THROUGH STERLING INVESTMENT SERVICES, INC. AND CO., INC.</b>					
PAID \$0.18 SEC FEE					
TAXABLE TO FEDERAL AND STATE					
1,028 SHARES AT \$93.005	12/01/00	1,028.00		96,258.47	-97,286.47
Acct: 1182002741	12/01/00				
<b>SOLD 278 SHARES OF ROYAL DUTCH SHELL PLC SPONS ADR</b>					
TRADE DATE 12/01/00					
<b>SOLD THROUGH COMEN &amp; COMPANY LLC</b>					
PAID \$4.17 BROKERAGE					
PAID \$0.17 SEC FEE					
TAXABLE TO FEDERAL AND STATE					
278 SHARES AT \$63.801	12/01/00	278.00		17,528.09	-18,191.09
Acct: 1182002741	12/01/00				
<b>SOLD 829 SHARES OF TO ENERGY CORP</b>					
TRADE DATE 12/01/00					
<b>SOLD THROUGH COMEN &amp; COMPANY LLC</b>					
PAID \$7.94 BROKERAGE					
PAID \$0.18 SEC FEE					
TAXABLE TO FEDERAL AND STATE					
829 SHARES AT \$44.90	12/01/00	829.00		37,004.26	-38,008.17
Acct: 1182002741	12/01/00				

11/20/01 2:50 of 275



Statement Period  
May 1, 2021 - December 31, 2021

Combined Account Number  
[REDACTED]

Combined  
Statement

Combined Activity Detail - continued

TRANSACTION DESCRIPTION	DATE	BAL OF BRIDGEWALK VALUE	ACCOUNT CASH	FINANCIAL CASH	TAX COST BASIS
-------------------------	------	-------------------------	--------------	----------------	----------------

Receipts - continued

SOLD 1,232 SHARES OF VERIZON COMMUNICATIONS INC TRADE DATE 12/29/21					
SOLD THROUGH BAYPOINT TRADING LLC					
PAID \$18.46 SEC FEE					
PAID \$1.50 SEC FEE					
SOLD ON THE NEW YORK STOCK EXCHANGE, INC. TAXABLE TO FEDERAL AND STATE					
1,232 SHARES AT \$82.39	12/31/2021	1,232.00		\$4,313.56	-82,922.57
Acct: 1162022741	12/31/2021	1,232.00		04,313.56	-82,922.57

SOLD 1,081 SHARES OF VODAFONE GROUP PLC SPONS ADR TRADE DATE 12/29/21					
SOLD THROUGH INTL TRADINGS INC. PAID \$4.92 BROKERAGE					
PAID \$0.13 SEC FEE					
SOLD ON THE ORG BULLETIN BOARD TAXABLE TO FEDERAL AND STATE					
1,081 SHARES AT \$15.59	12/31/2021	1,081.00		23,565.09	-31,100.78
Acct: 1162022741	12/31/2021	1,081.00		23,565.09	-31,100.78
<b>Total Sales &amp; Withdrawals</b>			\$3.00	\$26,878.15	-4914,573.19
<b>Total Receipts</b>			\$29,277.25	\$791,574.57	-4914,573.19

Disbursements

CASH DISBURSEMENT					
PAID TO MD ONE					
MERCHANDISING EXPENSE					
GTS FEE OF 4% ON RECOVERY AMT					
42225700	01/17/2021			-1.11	
Acct: 1162022741				-1.11	



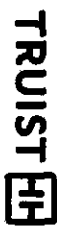
Statement Period  
May 1, 2021 - December 31, 2021

Combined Account Number

Combined  
Statement

Combined Activity Detail - continued

TRANSACTION DESCRIPTION	DATE	AMOUNT	DEBIT CASH	CREDIT CASH	PROGRAM CASH	THE CREDIT BALANCE
<b>Disbursements - continued</b>						
CASH DISBURSEMENT						
PAID TO NO ONE						
MISCELLANEOUS EXPENSE						
GTS FEE OF 4% ON RECOVERY AMT	06/17/2021					-0.03
Acc: 1150002741						-0.03
<b>CASH DISBURSEMENT</b>						
ADM ISSUE FEE						
FORNTO ECON MEXICANO SPONS ADR						
ADR FEE OF 0.016 PER SHARE DUE 05/17/21	01/17/2021					-1.99
Acc: 1150002741						-1.99
<b>CASH DISBURSEMENT</b>						
ADM ISSUE FEE						
SPONS ACTS/OLA UNSPONS ADR						
ADR FEE OF 0.01707 PER SHARE DUE 05/02/21	05/18/2021					-0.04
Acc: 1150002741						-0.04
<b>CASH DISBURSEMENT</b>						
PAID TO NO ONE						
MISCELLANEOUS EXPENSE						
GTS FEE OF 4% ON RECOVERY AMT	02/4/2021					-1.10
CLBSP 015003101						-1.10
Acc: 1150002741						-1.10
<b>CASH DISBURSEMENT</b>						
PAID TO NO ONE						
MISCELLANEOUS EXPENSE						
GTS FEE OF 4% ON RECOVERY AMT	02/4/2021					-1.45
CLBSP 008117209						-1.45
Acc: 1150002741						-1.45
<b>CASH DISBURSEMENT</b>						
ADM ISSUE FEE						
FORN PER/OLA 95 PTD ADR						
ADR FEE OF 0.008822 PER SHARE DUE 08/24/21	02/4/2021					-0.73
Acc: 1150002741						-0.73



Statement Period  
May 1, 2021 - December 31, 2021

Combined Account Number  
[REDACTED]

Combined  
Statement  
[REDACTED]

Combined Activity Detail - continued

TRANSACTION DESCRIPTION	DATE	NO. OF SHARINGABLE VALUE	INCOME CODE	FINANCIAL CODE	TRF (DEBIT) BALANCE
<b>Disbursements - continued</b>					
CASH DISBURSEMENT					
ADN ISSUE FEE					
SWP FE SPONS ADN					
ADN FEE OF 0.08 PER SHARE DUE 06262021	06262021				-4.97
Acct: 11820027N1					
CASH DISBURSEMENT					
ADN ISSUE FEE					
STYANISE AG UNSPONS ADN					
ADN FEE OF 0.0800118 PER SHARE DUE 06262021	06262021				-6.45
Acct: 11820027N1					
CASH DISBURSEMENT					
PAID TO NO ONE					
MISC/LANGLS EXPENSE					
GTS RECOVERY FEE - CURSP 69807V109	06262021				-19.29
Acct: 11820027N1					
CASH DISBURSEMENT					
PAID TO NO ONE					
MISC/LANGLS EXPENSE					
GTS FEE OF 4% ON RECOVERY AMT	06262021				-3.10
CURSP 64108408					
Acct: 11820027N1					
CASH DISBURSEMENT					
PAID TO NO ONE					
MISC/LANGLS EXPENSE					
GTS RECOVERY FEE - CURSP 771199104	06262021				-19.36
Acct: 11820027N1					
CASH DISBURSEMENT					
ADN ISSUE FEE					
ALLOW FE UNSPONS ADN					
ADN FEE OF 0.08 PER SHARE DUE 06262021	06262021				-65.15
Acct: 11820027N1					
CASH DISBURSEMENT					
ADN ISSUE FEE					
ALLOW FE UNSPONS ADN					
ADN FEE OF 0.08 PER SHARE DUE 06262021	06262021				-35.15
Acct: 11820027N1					



Statement Period  
May 1, 2021 - December 31, 2021

Combined Account Number

Combined Statement

Combined Activity Detail - continued

TRANSACTION DESCRIPTION	DATE	NO. OF SHARES/PAID VALUE	ACCOUNT CASH	MEMORIAL CASH	INT. COST PAID
<b>Disbursements - continued</b>					
CASH DISBURSEMENT					
ADR ISSUE FEE					-0.00
LONGA GROUP AG UNSPONS ADR					-0.00
ADR FEE OF 0.01501 PER SHARE DUE 06/27/21					-0.00
Acct: 1160002741					
CASH DISBURSEMENT					
ADR ISSUE FEE					-0.00
LONGA GROUP AG UNSPONS ADR					-0.00
ADR FEE OF 0.01501 PER SHARE DUE 06/27/21					-0.00
Acct: 1160002741					
CASH DISBURSEMENT					
ADR ISSUE FEE					-04.50
SCHNEIDER ELECTRIC UNSPONS ADR					-04.50
Acct: 1160002741					
CASH DISBURSEMENT					
ADR ISSUE FEE					-11.00
DOR GROUP HOLDGS LTD SPONS ADR					-11.00
ADR FEE OF 0.05 PER SHARE DUE 06/03/21					-11.00
Acct: 1160002741					
CASH DISBURSEMENT					
ADR ISSUE FEE					-0.04
PING AN INSURANCE SPONS ADR					-0.04
ADR FEE OF 0.02 PER SHARE DUE 06/03/21					-0.04
Acct: 1160002741					
CASH DISBURSEMENT					
PAID TO HQ ONE					
MISCELLANEOUS EXPENSE					-0.43
GTS FEE OF 4% ON RECOVERY AMT					-0.43
CLRP 85896907					-0.43
Acct: 1160002741					
CASH DISBURSEMENT					
ADR ISSUE FEE					-7.24
UNILEVER PLC SPONS ADR					-7.24
ADR FEE OF 0.005 PER SHARE DUE 06/03/21					-7.24



Statement Period  
May 1, 2021 - December 31, 2021

Combined Account Number

Combined  
Statement

Combined Activity Detail - continued

TRANSACTION DESCRIPTION	DATE	AMOUNT	INTEREST	PRINCIPAL	TOT. COST BASIS
<b>Disbursements - continued</b>					
Acct: 115202741					
CASH DISBURSEMENT					
ADR ISSUE FEE	07/14/2021	-10.85			
ADR LINDSE UNRSPOS ADR					
Acct: 115202741		-10.25			
CASH DISBURSEMENT					
ADR ISSUE FEE		-15.30			
AAA GROUP LTD SPONS ADR					
ADR FEE CP LUS PER SHARE DUE 06/21/21		-12.50			
Acct: 115202741					
CASH DISBURSEMENT					
ADR ISSUE FEE		-7.10			
TRINCENT HLDGS LTD UNRSPOS ADR					
ADR FEE CP 0.046797 PER SHARE DUE 06/28/21		-2.10			
Acct: 115202741					
CASH DISBURSEMENT					
ADR ISSUE FEE		-10.64			
EPHOC ANTIBIOLAS UNRSPOS ADR					
Acct: 115202741		-10.04			
CASH DISBURSEMENT					
PAID TO NO ONE					
MARCELLANEDUBS EXPENSE					
078 FEE OF 4% ON RECOVERY AMT					
CHSP 80046401	7/14/2021				4.30
Acct: 115202741					4.30
CASH DISBURSEMENT					
ADR ISSUE FEE		-11.80			
DOR GROUP HLDGS LTD SPONS ADR					
ADR FEE CP 0.03 PER SHARE DUE 07/09/21	7/14/2021				-11.80
Acct: 115202741					



Statement Period  
May 1, 2021 - December 31, 2021

Combined Account Number

Combined  
Statement

Continued Activity Detail - continued

TRANSACTION DESCRIPTION	DATE	AMOUNT	RECORD TYPE	INTERNAL CODE	TRUST PORT
<b>Debitments - continued</b>					
CASH DEBIT/REBATEMENT					
ADM ISSUES FEE					
SECURITIES HOLDING AG UNESPONS ADR					
ADM FEE OF 0.08 PER SHARE DUE 07/14/21	7/26/21	-7.50			
Acct: 118202741					
CASH DEBIT/REBATEMENT					
PAID TO NO ONE					
MISCELLANEOUS EXPENSE					
GTS FEE OF 4% ON RECOVERY AMT	7/26/21	-0.13			
CUSIP: 827008108					
Acct: 118202741					
CASH DEBIT/REBATEMENT					
PAID TO NO ONE					
MISCELLANEOUS EXPENSE					
GTS FEE OF 4% ON RECOVERY AMT	7/26/21	-1.46			
CUSIP: 082821010					
Acct: 118202741					
CASH DEBIT/REBATEMENT					
ADM ISSUES FEE					
LYONCL PABC SPONS ADR					
ADM FEE OF 0.08 PER SHARE DUE 07/14/21	7/26/21	-2.40			
Acct: 118202741					
CASH DEBIT/REBATEMENT					
ADM ISSUES FEE					
DARPAULT SYS B A SPONS ADR					
ADM FEE OF 0.04 PER SHARE DUE 07/14/21	7/26/21	-2.30			
Acct: 118202741					
CASH DEBIT/REBATEMENT					
PAID TO NO ONE					
MISCELLANEOUS EXPENSE					
GTS FEE OF 4% ON RECOVERY AMT	8/26/21	-0.13			
CUSIP: 824607100					
Acct: 118202741					
CASH DEBIT/REBATEMENT					
PAID TO NO ONE					
MISCELLANEOUS EXPENSE					
GTS FEE OF 4% ON RECOVERY AMT	8/26/21	-0.13			
CUSIP: 824607100					
Acct: 118202741					



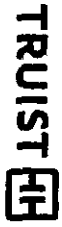
Statement Period  
May 1, 2021 - December 31, 2021

Continued Account Number  
[REDACTED]

[REDACTED]  
Continued  
Combined  
Statement

Continued Activity Detail - continued

TRANSACTION DESCRIPTION	DATE	AMOUNT	DEBIT	CREDIT	BALANCE
<b>Disbursements - continued</b>					
CASH DISBURSEMENT					
PAID TO NO ONE					
MARSHALLS EXPENSE					
GTS FEE OF 4% ON RECOVERY AMT					
CLSP 87184703	08/20/21				
Acct: 115202741					
CASH DISBURSEMENT					
ADM ISSUE FEE					
VOYAGING GROUP PLC SPONS ADM	08/20/21				
ADM FEE OF 4.0156 PER SHARE DUE 08/20/21					
Acct: 115202741					
CASH DISBURSEMENT					
ADM ISSUE FEE					
MATCHAM GND PLC SPONS ADM	08/20/21				
ADM FEE OF 4.02 PER SHARE DUE 08/20/21					
Acct: 115202741					
CASH DISBURSEMENT					
ADM ISSUE FEE					
HFC BANK LTD SPONS ADM	08/20/21				
ADM FEE OF 4.02 PER SHARE DUE 08/20/21					
Acct: 115202741					
CASH DISBURSEMENT					
ADM ISSUE FEE					
NOVO INCORP AS SPONS ADM	08/20/21				
ADM FEE OF 4.015 PER SHARE DUE 08/20/21					
Acct: 115202741					
CASH DISBURSEMENT					
ADM ISSUE FEE					
DSS GROUP WLDGS LTD SPONS ADM	08/20/21				
ADM FEE OF 4.06 PER SHARE DUE 08/20/21					
Acct: 115202741					



Statement Period  
May 1, 2021 - December 31, 2021

Credited Account Number  
[REDACTED]

[REDACTED]  
Combined  
Statement

Combined Activity Detail - continued

TRANSACTION DESCRIPTION	DATE	NO. OF SHARES/AMOUNT	ACCOUNT CREDIT	FINANCIAL CREDIT	NET CREDIT DEDUCT
<b>Disbursements - continued</b>					
<b>CASH DISBURSEMENT</b>					
ADR ISSUE FEE					-0.05
ITAU UNIBANCO HOLDING SPONS ADR	08/20/21				-0.05
ADR FEE OF 0.000577 PER SHARE DUE 08/07/21					-0.05
Acct: 1155002741					
<b>CASH DISBURSEMENT</b>					
ADR ISSUE FEE					-2.84
UNITLIVER PLC SPONS ADR	08/20/21				-2.84
ADR FEE OF 0.005 PER SHARE DUE 08/02/21					-2.84
Acct: 1155002741					
<b>CASH DISBURSEMENT</b>					
ADR ISSUE FEE					-1.44
ITAU UNIBANCO HOLDING SPONS ADR	08/20/21				-1.44
ADR FEE OF 0.00047 PER SHARE DUE 08/02/21					-1.44
Acct: 1155002741					
<b>CASH DISBURSEMENT</b>					
ADR ISSUE FEE					-2.80
RUBOTA SPONS ADR	08/20/21				-2.80
Acct: 1155002741					-0.04
Acct: 1155002741					-1.05
<b>CASH DISBURSEMENT</b>					
ADR ISSUE FEE					-7.58
UNICHAHM CORP SPONS ADR	07/16/20/21				-7.58
Acct: 1155002741					-0.85
Acct: 1155002741					-4.40
<b>CASH DISBURSEMENT</b>					
ADR ISSUE FEE					-11.59
CHUGAI PHARMACEUTICAL CO UNISPONS ADR	07/16/20/21				-11.59
Acct: 1155002741					-5.13
Acct: 1155002741					-4.80
<b>CASH DISBURSEMENT</b>					
ADR ISSUE FEE					-1.49
ITAU UNIBANCO HOLDING SPONS ADR	02/02/21				-1.49
ADR FEE OF 0.000594 PER SHARE DUE 08/02/21					-1.49



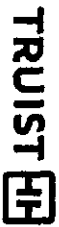
Statement Period  
May 1, 2021 - December 31, 2021

Credited Account Number

Combined  
Statement

Combined Activity Detail - continued

TRANSACTION DESCRIPTION	DATE	NO. OF SHARES/AMOUNT	DEBIT/DEBIT	CREDIT/CREDIT	INTEREST	TOTAL BALANCE
<b>Disbursements - continued</b>						
Acct: 1182022741						
CASH DISBURSEMENT					-1.49	
ADN ISSUE FEE					-1.87	
TRUI UNBANKD HOLDING SPONS ADR					-1.87	
ADN FEE OF 0.001007 PER SHARE DUE 08/23/21					-1.87	
Acct: 1182022741						
CASH DISBURSEMENT					-1.14	
ADN ISSUE FEE					-1.14	
RO TRUIO PLC SPONS ADR					-1.14	
ADN FEE OF 0.008 PER SHARE DUE 09/23/21					-1.14	
Acct: 1182022741						
CASH DISBURSEMENT					-11.94	
ADN ISSUE FEE					-11.94	
AVANTOUR LTD SPONS ADR					-11.94	
ADN FEE OF 0.025261 PER SHARE DUE 10/31/21					-11.94	
Acct: 1182022741						
CASH DISBURSEMENT					-0.88	
ADN ISSUE FEE					-0.88	
DIAGEO PLC SPONS ADR					-0.88	
ADN FEE OF 0.01 PER SHARE DUE 10/15/21					-0.88	
Acct: 1182022741						
CASH DISBURSEMENT					-1.75	
ADN ISSUE FEE					-1.75	
TRUI UNBANKD HOLDING SPONS ADR					-1.75	
ADN FEE OF 0.001154 PER SHARE DUE 10/04/21					-1.75	
Acct: 1182022741						
CASH DISBURSEMENT					-0.06	
ADN ISSUE FEE					-0.06	
MTORI HOLDINGS CO LTD UNSPONS ADR					-0.06	
ADN FEE OF 0.000001 PER SHARE DUE 11/01/21					-0.06	
Acct: 1182022741						



Statement Period  
May 1, 2021 - December 31, 2021

Combined Account Number

Combined  
Statement

Combined Activity Detail - continued

TRANSACTION DESCRIPTION	DATE	PL OF BALANCE/PAID VALUE	MOUSE CASH	FEDERAL CASH	IN CASH PAID
<b>Disbursements - continued</b>					
CASH DIBSRJRSBMENT					
ADR ISSUE FEE					-0.04
PNR AN INSURANCE SPONS ADR					-0.04
ADR FEE OF 0.02 PER SHARE DUE 11/04/21	11/04/2021				-0.04
Acct: 11500027N1					
CASH DIBSRJRSBMENT					
ADR ISSUE FEE					-0.70
ATLAS COP-CO AB SPONS ADR					-0.14
Acct: 11500027N1					-0.08
Acct: 11500027N1					
CASH DIBSRJRSBMENT					
ADR ISSUE FEE					-1.89
FOUNTEO SCOM MEXICANO SPONS ADR					-1.89
ADR FEE OF 0.015 PER SHARE DUE 11/16/21	11/16/2021				-1.89
Acct: 11500027N1					
CASH DIBSRJRSBMENT					
ADR ISSUE FEE					-10.24
SPINCO ANTIBIOLAG UNRSONS ADR					-0.99
Acct: 11500027N1					-2.08
Acct: 11500027N1					
CASH DIBSRJRSBMENT					
ADR ISSUE FEE					-7.04
UNILEVER PLC SPONS ADR					-7.04
ADR FEE OF 0.005 PER SHARE DUE 10/01/21	10/01/2021				-7.04
Acct: 11500027N1					
CASH DIBSRJRSBMENT					
ADR ISSUE FEE					-11.00
DBS GROUP HALDING LTD SPONS ADR					-11.00
ADR FEE OF 0.08 PER SHARE DUE 10/04/21	10/04/2021				-11.00
Acct: 11500027N1					
CASH DIBSRJRSBMENT					
ADR ISSUE FEE					-04.38
SONY GROUP CORP SPONS ADR					-4.49
Acct: 11500027N1					

260 of 275

TRUIST BANK



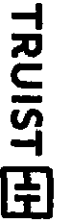
Statement Period  
Nov 1, 2021 - December 31, 2021

Combined Account Number  
[REDACTED]

Combined  
Statement

Combined Activity Detail - continued

TRANSACTION DESCRIPTION	DATE	AMOUNT	RECORD COUNT	PERCENTAGE	INTEREST INCOME
<b>Disbursements - continued</b>					
Acct: 1155002741					
CASH DISBURSEMENT					
ADR ISSUE FEE	12/15/2021	-7.05			
MONMINT LTD SPCONS ADR		-1.42			
Acct: 1155002741		-4.65			
Acct: 1155002741					
CASH DISBURSEMENT					
ADR ISSUE FEE	12/16/2021	-11.24			
FINANC CORP UNSPONS ADR		-4.51			
Acct: 1155002741		-4.75			
Acct: 1155002741					
CASH DISBURSEMENT					
ADR ISSUE FEE	12/16/2021	-8.76			
WITTSUBSH UNF FINANCIAL SPCONS ADR		-15.52			
Acct: 1155002741		-48.55			
Acct: 1155002741					
CASH DISBURSEMENT					
ADR ISSUE FEE	12/16/2021	-4.24			
SHOCKOL & CO LTD UNSPONS ADR		-1.22			
Acct: 1155002741		-7.12			
Acct: 1155002741					
CASH DISBURSEMENT					
ADR ISSUE FEE	12/21/2021	-4.31			
SYSTEMX CORP UNSPONS ADR		-4.62			
Acct: 1155002741		-3.59			
Acct: 1155002741					
CASH DISBURSEMENT					
PAID TO HD ONE					
MISCALANEOUS EXPENSE					
OTR FEE OF 4% ON RECEIVABLE AMT					
CUSIP GENUS103 DWANT PD UNSECT	12/01/2021	-1.23			
Acct: 1155002741		-1.23			



Statement Period  
May 1, 2021 - December 31, 2021

Continued Account Number

**Continued  
Statement**

**Continued Activity Detail - continued**

TRANSACTION DESCRIPTION	DATE	NO. OF QUERIES/WALLET	STATE/CITY	PERSON/AMT	TRF CODE	BLK#
<b>Disbursements - continued</b>						
CASH DISBURSEMENT						
PAID TO NO ONE						
MISC/LANGLANDS EXPENSE						
GTS FEE OF 4% ON RECOVERY AMT						
CLSP# 28202105 DIVANT PD 04/21	12/31/2021					
Acct: 115202741						
						-1.25
CASH DISBURSEMENT						
PAID TO NO ONE						
MISC/LANGLANDS EXPENSE						
GTS FEE OF 4% ON RECOVERY AMT						
CLSP# 294221105 DIVANT PD 02/21	12/31/2021					
Acct: 115202741						
						-0.99
CASH DISBURSEMENT						
PAID TO NO ONE						
MISC/LANGLANDS EXPENSE						
GTS FEE OF 4% ON RECOVERY AMT						
CLSP# 198271169 DIVANT PD 02/21	12/31/2021					
Acct: 115202741						
						-4.18
CASH DISBURSEMENT						
PAID TO NO ONE						
MISC/LANGLANDS EXPENSE						
GTS FEE OF 4% ON RECOVERY AMT						
CLSP# 083342710 DIVANT PD 7/1/21	12/31/2021					
Acct: 115202741						
						-3.82
CASH DISBURSEMENT						
PAID TO NO ONE						
MISC/LANGLANDS EXPENSE						
GTS FEE OF 4% ON RECOVERY AMT						
CLSP# 6917102105 DIVANT PD 02/21	12/31/2021					
Acct: 115202741						
						-1.10
CASH DISBURSEMENT						
PAID TO NO ONE						
MISC/LANGLANDS EXPENSE						
GTS FEE OF 4% ON RECOVERY AMT						
CLSP# 6911621105 DIVANT PD 7/1/21	12/31/2021					
						-1.10
CASH DISBURSEMENT						
PAID TO NO ONE						
MISC/LANGLANDS EXPENSE						
GTS FEE OF 4% ON RECOVERY AMT						
CLSP# 6911621105 DIVANT PD 7/1/21	12/31/2021					
						-4.20



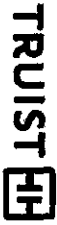
Statement Period  
May 1, 2021 - December 31, 2021

Combined Account Number

Combined Statement

Combined Activity Detail - continued

TRANSACTION DESCRIPTION	DATE	NO. OF DIVIDENDS PAID	RECORD DATE	PAID AMOUNT	TAX COST BASIS
<b>Disbursements - continued</b>					
Acct: 116202741					\$0.00
CASH DISBURSEMENT					
PAID TO MO ONE					
MISCELLANEOUS EXPENSE	12/31/2021			-12.97	\$0.00
GTS FEE OF 4% ON RECOVERY AMT					
Acct: 116202741					\$0.00
Acct: 116202741					\$0.00
Acct: 116202741					\$0.00
Acct: 116202741					\$0.00
Acct: 116202741					\$0.00
Acct: 116202741					\$0.00
<b>Total Disbursements</b>				<b>-450.78</b>	<b>-475.77</b>
<b>Administrative Expenses</b>					
TRUIST MGMT FEES POSTED THRU 12/31/2021	12/31/2021			-57,500.00	\$0.00
Acct: 116202741					\$0.00
<b>Total Administrative Expenses</b>				<b>-57,500.00</b>	<b>\$0.00</b>
<b>Other Disbursements</b>					
CASH DISBURSEMENT					
TAX FOREIGN W/IN DIVIDENDS	01/16/2021			-47.82	\$0.00
ALCON INC					
Acct: 116202741					\$0.00
<b>CASH DISBURSEMENT</b>				<b>-47.82</b>	<b>\$0.00</b>
TAX FOREIGN W/IN DIVIDENDS	02/12/2021			-20.11	\$0.00
ETROPC AKTIEOLAS UNP-ONS ADR					
Acct: 116202741					\$0.00
<b>CASH DISBURSEMENT</b>				<b>-20.11</b>	<b>\$0.00</b>
TAX FOREIGN W/IN DIVIDENDS	02/04/2021			-60.06	\$0.00
RUCHE PETROLIJS BE PFD ADR					
Acct: 116202741					\$0.00
<b>CASH DISBURSEMENT</b>				<b>-60.06</b>	<b>\$0.00</b>



Statement Period  
May 1, 2021 - December 31, 2021

Combined Account Number

Combined Statement

Combined Activity Detail - continued

TRANSACTION DESCRIPTION	DATE	AMOUNT	ACCOUNT CLASS	PRINCIPAL CLASS	TAX COST BASIS
<b>Disbursements - continued</b>					
CASH DEBIT/REBATE TAX FOREIGN WITH DIVIDENDS S&P 500 SPONS ADR Acct: 1168002741	6/26/2021		-178.22		
CASH DEBIT/REBATE TAX FOREIGN WITH DIVIDENDS SYNORSE AG UNSPONS ADR Acct: 1168002741	6/26/2021		-25.18		
CASH DEBIT/REBATE TAX FOREIGN WITH DIVIDENDS ALLIANZ SE UNSPONS ADR Acct: 1168002741	6/26/2021		-55.18		
CASH DEBIT/REBATE TAX FOREIGN WITH DIVIDENDS LONZA GROUP AG UNSPONS ADR Acct: 1168002741	6/26/2021		-716.09		
CASH DEBIT/REBATE TAX FOREIGN WITH DIVIDENDS EMERIGOLD INC 16.00 % FOREIGN TAX WITHHELD Acct: 1168002741	6/1/2021		-18.27		
CASH DEBIT/REBATE TAX FOREIGN WITH DIVIDENDS SCHNEIDER ELECTRIC UNSPONS ADR S&P 500 SPONS ADR Acct: 1168002741	6/2/2021		-81.16		
CASH DEBIT/REBATE TAX FOREIGN WITH DIVIDENDS PINK AN INSURANCE SPONS ADR Acct: 1168002741	6/2/2021		-51.18		
CASH DEBIT/REBATE TAX FOREIGN WITH DIVIDENDS PINK AN INSURANCE SPONS ADR Acct: 1168002741	6/2/2021		-115.26		
CASH DEBIT/REBATE TAX FOREIGN WITH DIVIDENDS PINK AN INSURANCE SPONS ADR Acct: 1168002741	6/2/2021		-175.59		
CASH DEBIT/REBATE TAX FOREIGN WITH DIVIDENDS PINK AN INSURANCE SPONS ADR Acct: 1168002741	6/2/2021		-1832		
CASH DEBIT/REBATE TAX FOREIGN WITH DIVIDENDS PINK AN INSURANCE SPONS ADR Acct: 1168002741	6/2/2021		-18.02		

VISOR 8948



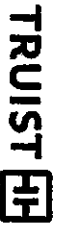
Statement Period  
May 1, 2021 - December 31, 2021

Combined Account Number

Combined  
Statement

Continued Activity Detail - continued

TRANSACTION DESCRIPTION	DATE	NO. OF SHARES/UNIT VALUE	BOOKING CODE	INSTRUMENT CODE	TAX COST BASIS
<b>Disbursements - continued</b>					
CASH DISBURSEMENT TAX FOREIGN WITH DIVIDENDS LAWI LONDON UNRSPONS ADR 18.00 % FOREIGN TAX WITHHELD Acct: 1162002741	07/14/2021				-94.47
CASH DISBURSEMENT TAX FOREIGN WITH DIVIDENDS DASBAULT 819 & A SPONS ADR 18.00 % FOREIGN TAX WITHHELD Acct: 1162002741	04/21/2021				-92.09
CASH DISBURSEMENT TAX FOREIGN WITH DIVIDENDS ERNOG ANTIBIOLOG UNRSPONS ADR 18.00 % FOREIGN TAX WITHHELD Acct: 1162002741	04/22/2021				-94.54
CASH DISBURSEMENT TAX FOREIGN WITH DIVIDENDS ERNOG ANTIBIOLOG UNRSPONS ADR 18.00 % FOREIGN TAX WITHHELD Acct: 1162002741	04/22/2021				-94.54
CASH DISBURSEMENT TAX FOREIGN WITH DIVIDENDS CASH DISBURSEMENT TAX FOREIGN WITH DIVIDENDS CAVALIAN NATIONAL RAILWAY CO 18.00 % FOREIGN TAX WITHHELD Acct: 1162002741	04/22/2021				-2.29
CASH DISBURSEMENT TAX FOREIGN WITH DIVIDENDS SONOVA HOLDING NS UNRSPONS ADR Acct: 1162002741	04/22/2021				-2.29
CASH DISBURSEMENT TAX FOREIGN WITH DIVIDENDS TAX FOREIGN WITH DIVIDENDS RCE INC 18.00 % FOREIGN TAX WITHHELD Acct: 1162002741	04/22/2021				-142.30
CASH DISBURSEMENT TAX FOREIGN WITH DIVIDENDS TAX FOREIGN WITH DIVIDENDS RCE INC 18.00 % FOREIGN TAX WITHHELD Acct: 1162002741	04/22/2021				-142.30



Statement Period  
May 1, 2021 - December 31, 2021

Continued Account Number

Continued  
Combined  
Statement

Combined Activity Detail - continued

TRANSACTION DESCRIPTION	DATE	AMOUNT	ACCOUNT CASH	INVESTMENT CASH	TAX COST BASIS
<b>Disbursements - continued</b>					
CASH DISBURSEMENT TAX FOREIGN WITH DIVIDENDS TAMM BANK LTD SPONS ADR Acct: 116202274	7/1/2021		-84.78		
CASH DISBURSEMENT TAX FOREIGN WITH DIVIDENDS LINCOLN FISC SPONS ADR 16.00 % FOREIGN TAX WITHHELD Acct: 116202274	7/26/2021		-31.31		-31.31
CASH DISBURSEMENT TAX FOREIGN WITH DIVIDENDS CONSUMER BK OF COMMERCE 16.00 % FOREIGN TAX WITHHELD Acct: 116202274	7/26/2021		-182.82		-182.82
CASH DISBURSEMENT TAX FOREIGN WITH DIVIDENDS TENERGY CORP 16.00 % FOREIGN TAX WITHHELD Acct: 116202274	7/26/2021		-85.32		-85.32
CASH DISBURSEMENT TAX FOREIGN WITH DIVIDENDS HDFC BANK LTD SPONS ADR Acct: 116202274	8/19/2021		-4.01		-4.01
CASH DISBURSEMENT TAX FOREIGN WITH DIVIDENDS MOMO HONORISK AS SPONS ADR Acct: 116202274	8/25/2021		-44.19		-44.19
CASH DISBURSEMENT TAX FOREIGN WITH DIVIDENDS EMERSON INT 16.00 % FOREIGN TAX WITHHELD Acct: 116202274	8/1/2021		-48.87		-48.87



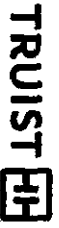
Statement Period  
May 1, 2021 - December 31, 2021

Continued Account Number

Continued  
Statement

Combined Activity Detail - continued

TRANSACTION DESCRIPTION	DATE	NO. OF SHARES/UNIT VALUE	INCOME CASH	INVESTMENT CASH	NET COST BASIS
<b>Disbursements - continued</b>					
CASH DISBURSEMENT TAX FOREIGN WH DIVIDENDS KDC BANK LTD SPONS ADR Acct: 1152002741	08/20/21		-2.78		-2.78
CASH DISBURSEMENT TAX FOREIGN WH DIVIDENDS ITAU UNIBANCO HOLDING SPONS ADR Acct: 1152002741	07/20/21		-6.83		-6.83
CASH DISBURSEMENT TAX FOREIGN WH DIVIDENDS KLEBOTA SPONS ADR 10.00 % FOREIGN TAX WITHHELD Acct: 1152002741	04/20/21		-8.91		-8.91
CASH DISBURSEMENT TAX FOREIGN WH DIVIDENDS UNICORPUM CORP SPONS ADR 10.00 % FOREIGN TAX WITHHELD Acct: 1152002741	01/30/21		-6.33		-6.33
CASH DISBURSEMENT TAX FOREIGN WH DIVIDENDS CHUGAI PHARMACEUTICAL CO UNSPONS ADR 10.00 % FOREIGN TAX WITHHELD Acct: 1152002741	01/14/21		-2.51		-2.51
CASH DISBURSEMENT TAX FOREIGN WH DIVIDENDS ITAU UNIBANCO HOLDING SPONS ADR Acct: 1152002741	02/02/21		-4.85		-4.85
CASH DISBURSEMENT TAX FOREIGN WH DIVIDENDS CHANDAN NATIONAL BALUNYAT CO 10.00 % FOREIGN TAX WITHHELD	02/20/21		-6.84		-6.84



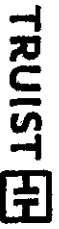
Statement Period  
May 1, 2001 - December 31, 2001

Combined Account Number

Combined  
Statement

Combined Activity Detail - continued

TRANSACTION DESCRIPTION	DATE	BL. DT	AMOUNT	INCOME CODE	PRINCIPAL CODE	TAX CODE
<b>Disbursements - continued</b>						
Acct: 1169002741						
CASH DISBURSEMENT TAX FOREIGN WITH DIVIDENDS TAMM BANKCONDUCTOR SPONS ADR Acct: 1169002741	10/14/2001		-89.46			
CASH DISBURSEMENT TAX FOREIGN WITH DIVIDENDS BOE INC 16.00 % FOREIGN TAX WITHHELD Acct: 1169002741	10/19/2001		-148.51			
CASH DISBURSEMENT TAX FOREIGN WITH DIVIDENDS CON JAMESRUL BK OF CALIFORNIA 16.00 % FOREIGN TAX WITHHELD Acct: 1169002741	10/26/2001		-155.89			
CASH DISBURSEMENT TAX FOREIGN WITH DIVIDENDS TD BENEFTY CORP 16.00 % FOREIGN TAX WITHHELD Acct: 1169002741	10/26/2001		-83.04			
CASH DISBURSEMENT TAX FOREIGN WITH DIVIDENDS ANTORA HOLDINGS CO LTD UNSPONS ADR 16.00 % FOREIGN TAX WITHHELD Acct: 1169002741	11/02/2001		-2.16			
CASH DISBURSEMENT TAX FOREIGN WITH DIVIDENDS PINE AN INSURANCE SPONS ADR Acct: 1169002741	11/02/2001		-12.28			
CASH DISBURSEMENT TAX FOREIGN WITH DIVIDENDS ATLAS OF CO AS SPONS ADR 16.00 % FOREIGN TAX WITHHELD	11/02/2001		-87.42			



Statement Period  
May 1, 2021 - December 31, 2021

Combined Account Number

Combined Statement

Combined Activity Detail - continued

TRANSACTION DESCRIPTION	DATE	NO. OF SECURITIES ACQD	SECURITY CODE	PRINCIPAL AMT	YTD COST BASIS
<b>Disbursements - continued</b>					
Acct: 1159332741					
CASH DISBURSEMENT					-27.42
TAX FOREIGN WH DIVIDENDS					-8.95
EPF INC ANTIFLAG UNRPNCS ADR	11/17/2021				-8.95
10.00 % FOREIGN TAX WITHHELD					-8.95
Acct: 1159332741					
CASH DISBURSEMENT					-48.04
TAX FOREIGN WH DIVIDENDS					-48.04
EMERGE INC	12/1/2021				-48.04
10.00 % FOREIGN TAX WITHHELD					-48.04
Acct: 1159332741					
CASH DISBURSEMENT					-18.78
TAX FOREIGN WH DIVIDENDS					-18.78
SONY GROUP CORP SPONS ADR	12/01/2021				-18.78
10.00 % FOREIGN TAX WITHHELD					-18.78
Acct: 1159332741					
CASH DISBURSEMENT					-4.72
TAX FOREIGN WH DIVIDENDS					-4.72
IFM HOLDINGS SPONS ADR	12/01/2021				-4.72
10.00 % FOREIGN TAX WITHHELD					-4.72
Acct: 1159332741					
CASH DISBURSEMENT					-8.99
TAX FOREIGN WH DIVIDENDS					-8.99
KCMATB/LTD SPONS ADR	12/01/2021				-8.99
10.00 % FOREIGN TAX WITHHELD					-8.99
Acct: 1159332741					
CASH DISBURSEMENT					-7.30
TAX FOREIGN WH DIVIDENDS					-7.30
PALIC CORP UNRPNCS ADR	12/01/2021				-7.30
10.00 % FOREIGN TAX WITHHELD					-7.30
Acct: 1159332741					



Statement Period  
May 1, 2021 - December 31, 2021

Combined Account Number  
[REDACTED]

Combined  
Statement

Continued Activity Detail - continued

TRANSACTION DESCRIPTION	DATE	AMOUNT	ACCOUNT CREDIT	ACCOUNT DEBIT	TOTAL CREDIT	TOTAL DEBIT
<b>Disbursements - continued</b>						
CASH DISBURSEMENT						
TAX FOREIGN WITH DIVIDENDS						
WATSONIAN UNIV FINANCIAL SERVICES ADR	12/16/2021			-72.50		
10.00 % FOREIGN TAX WITHHELD				-22.50		
Acct: 1159302791						
CASH DISBURSEMENT						
TAX FOREIGN WITH DIVIDENDS						
SHANGHAI & CO LTD UNRSPONS ADR	12/16/2021			-4.50		
10.00 % FOREIGN TAX WITHHELD				-4.50		
Acct: 1159302791						
CASH DISBURSEMENT						
TAX FOREIGN WITH DIVIDENDS						
SYRACUSE CORP UNRSPONS ADR	12/01/2021			-2.00		
10.00 % FOREIGN TAX WITHHELD				-2.99		
Acct: 1159302791						
CASH DISBURSEMENT						
TAX FOREIGN WITH DIVIDENDS						
CANADIAN NATIONAL BAILWAY CO	12/03/2021			-4.50		
15.00 % FOREIGN TAX WITHHELD				-4.49		
Acct: 1159302791						
Total Other Disbursements				-42,124.10	80.00	80.00
Also Investment Charges						
SPIN OFF						
BOOK VALUE OF						
AMERICK & CO INC	09/30/21					
ADJUSTED BY \$-1,892.51						
OLD: \$4,490.80 NEW: \$2,597.89						
Acct: 1159302791						
SPIN OFF						
FEDERAL COST BASIS OF						
AMERICK & CO INC	09/30/21					
ADJUSTED BY \$-481.50						
OLD: \$6,582.50 NEW: \$6,100.87						
Acct: 1159302791						



Statement Period  
May 1, 2021 - December 31, 2021

Combined Account Number

Combined  
Statement

Combined Activity Detail - continued

Transaction Description	DATE	NO. OF SHARES/PAID VALUE	INCOME/CHG	PRINCIPAL CHG	TOT COST BASIS
<b>Disbursements - continued</b>					
Acct: 1155002741					
SPPL OFF FEDERAL COST BASIS OF MERRICK & CO INC ADJUSTED BY 4-13-24 OLD \$4,617.78; NEW \$4,306.12 Acct: 1155002741	04/20/21				-212.64
SPPL OFF FEDERAL COST BASIS OF MERRICK & CO INC ADJUSTED BY 4-20-24 OLD \$4,417.26; NEW \$4,004.08 Acct: 1155002741					
04/20/21					-407.94
SPPL OFF FEDERAL COST BASIS OF MERRICK & CO INC ADJUSTED BY 4-18-20 OLD \$3,954.51; NEW \$3,444.51 Acct: 1155002741					
04/20/21					-509.64
SPPL OFF FEDERAL COST BASIS OF MERRICK & CO INC ADJUSTED BY 4-18-17 OLD \$3,207.15; NEW \$2,118.38 Acct: 1155002741					
04/20/21					-108.77
SPPL OFF FEDERAL COST BASIS OF MERRICK & CO INC ADJUSTED BY 4-4-17 OLD \$11,698.40; NEW \$11,078.39 Acct: 1155002741					
04/20/21					-620.17
04/20/21					-447.17



Statement Period  
May 1, 2021 - December 31, 2021

Debit Account Number

Combined  
Statement

Combined Activity Detail - continued

TRANSACTION DESCRIPTION	DATE	BL OF DEBIT/PAID VALUE	ACCOUNT CASH	PRINCIPAL CASH	THE COST BASIS
<b>Disbursements - continued</b>					
SPIN OFF BOOK VALUE OF INTL BUSINESS MACHINES CORP ADJUSTED BY 4-1-17% ADJ OLD: \$24,687.40 NEW: \$24,139.05 Acct: 1188022741	11/8/2021				-250.55
SPIN OFF FEDERAL COST BASIS OF INTL BUSINESS MACHINES CORP ADJUSTED BY 4-1-17% ADJ OLD: \$4,687.40 NEW: \$4,534.05 Acct: 1188022741	11/8/2021				-574.85
SPIN OFF FEDERAL COST BASIS OF INTL BUSINESS MACHINES CORP ADJUSTED BY 4-1-17% ADJ OLD: \$24,687.40 NEW: \$24,139.05 Acct: 1188022741	11/8/2021				-1,179.69
SPIN OFF FEDERAL COST BASIS OF INTL BUSINESS MACHINES CORP ADJUSTED BY 4-1-17% ADJ OLD: \$4,687.40 NEW: \$4,534.05 Acct: 1188022741	11/8/2021				-1,179.69
<b>Total Like Investment Change</b>					
<b>Purchases</b>					
PURCHASED 100,000 PAR VALUE OF CANY INC VLV 0.07% 5/01/27					80.00
TRADE DATE 5/11/21					80.00
PURCHASED THROUGH JP MORGAN SECURITIES INC PURCHASED INTEREST \$1.15 REVERSED BY TRX 7 BATCH XT000008 ON 6/2/21 REVERSAL POSTED BY ASE NON-TRANSFER TO FEDERAL AND STATE 100.00 PAR VALUE AT 100 % Acct: 1188022741	5/11/2021	100,000.00		-100,000.00	100,000.00
		100,000.00		-100,000.00	100,000.00

11/26/21 09:45  
272 of 275



Statement Period  
May 1, 2021 - December 31, 2021

Combined Account Number  
[REDACTED]

Combined  
Statement

Combined Activity Detail - continued

TRANSACTION DESCRIPTION	DATE	NO. OF SHARES/AMOUNT	MARKET VALUE	ACQUISITION COST	UNREALIZED GAIN	YTD COST BASIS
<b>Disbursements - continued</b>						
PURCHASED 100,000 PAR VALUE OF CARRY INC 0.070% 6/01/27 TRADE DATE 6/1/21	6/1/2021		100,000.00	-100,000.00		100,000.00
PURCHASED THROUGH CHASE SECURITIES, INC. PURCHASED ON THE GTC BULLETIN BOARD PURCHASE INTEREST \$1.28 NON-TAXABLE TO FEDERAL AND STATE 100,000 PAR VALUE AT 100 % Acct: 1162029989	6/1/2021		100,000.00	-100,000.00		100,000.00
PURCHASE-REV -100,000 PAR VALUE OF CARRY INC 0.070% 6/01/27 TRADE DATE 6/1/21	6/1/2021		-100,000.00	100,000.00		-100,000.00
PURCHASE-REV THROUGH JP MORGAN SECURITIES INC PURCHASE INTEREST \$1.16- REVERSAL OF TRX 489 BATCH 21000088 FROM 6/1/21 NON-TAXABLE TO FEDERAL AND STATE 100,000 PAR VALUE AT 100 % Acct: 1162029989	6/2/2021		-100,000.00	100,000.00		-100,000.00
PURCHASED 150,000 PAR VALUE OF CARRIERS CITY INC 8.000% 1/7/823 TRADE DATE 6/2/21	6/2/2021		150,000.00	-150,455.00		150,455.00
PURCHASED THROUGH FIRST TRAVELERS BANK/IA-BOND NON-TAXABLE TO FEDERAL AND STATE 150,000 PAR VALUE AT 111.248 % Acct: 1162029989	6/2/2021		150,000.00	-150,455.00		150,455.00
PURCHASED 80,000 PAR VALUE OF SUNNY CITY INC 5.000% 1/06/1/80 TRADE DATE 7/1/21	8/6/2021		80,000.00	-81,395.30		81,395.30
PURCHASED THROUGH PNC SECURITIES CORPORATION NON-TAXABLE TO FEDERAL AND STATE 80,000 PAR VALUE AT 134.817 % Acct: 1162029989	8/6/2021		80,000.00	-81,395.30		81,395.30

273 of 275

VLSR01A 28-016



Statement Period  
May 1, 2021 - December 31, 2021

Combined Account Number

Combined Statement

Combined Activity Detail - continued

TRANSACTION DESCRIPTION	DATE	NO. OF SHARES/PAID VALUE	MARKET VALUE	FEDERAL DEBIT	TOTAL DEBIT
<b>Disbursements - continued</b>					
PURCHASED 115,000 PAR VALUE OF CARY NC 5.00% 5/1/21					
TRADE DATE 5/1/21					
PURCHASED THROUGH FINB-RANDS II NON-TAXABLE TO FEDERAL AND STATE 115,000 PAR VALUE AT 152.76 %	02/24/21		115,000.00	-152,117.40	152,117.40
Acct: 115202585			114,000.00	-152,117.40	152,117.40
<b>PURCHASED 1,261 SHARES OF INVECO S&amp;P 500 PURE VALUE ETF</b>					
TRADE DATE 12/21/21					
PURCHASED THROUGH SOUTHWEST SECURITIES, INC. PAID 827.77 BROKERAGE TAXABLE TO FEDERAL AND STATE 1,261 SHARES AT \$90.99	12/01/2021		1,261.00	-149,940.55	149,940.55
Acct: 115202571			1,261.00	-149,940.55	149,940.55
<b>PURCHASED 893 SHARES OF INVECO S&amp;P 500 EQUAL WEIGHT ETF</b>					
TRADE DATE 12/21/21					
PURCHASED THROUGH COHEN & COMPANY LLC PAID \$12.80 BROKERAGE TAXABLE TO FEDERAL AND STATE 893 SHARES AT \$12.55	12/01/2021		893.00	-149,889.00	149,889.00
Acct: 115202741			893.00	-149,889.00	149,889.00
<b>Total Purchases</b>					
			\$0.00	-401,252.75	\$0.00
<b>Total Disbursements</b>					
				-401,252.75	\$0.00
<b>Cash Sweep</b>					
<b>Sweep Purchases</b>					
<b>COMBINED PURCHASES FOR THE PERIOD 5/1/21 - 12/31/21 OF</b>					
TRUIST BK TRUIST DEP ACCOUNT-WEALTH	12/31/2021		791,520.00	-791,520.00	791,520.00
	12/31/2021		791,520.00	-791,520.00	791,520.00
<b>Total Sweep Purchases</b>					
			\$0.00	-4791,520.00	5791,520.00

VARICIA BANK



# **Attachment**

**3**

All Brokerage Accounts



Date	Account	Activity	Description	Amount
05/20/2022	*0538 *0538	Dividend	NSC NORFOLK SOUTHERN CORP 052022 66	\$81.84
05/20/2022	*1073 *1073	Dividend	CAT CATERPILLAR INC 052022 87	\$96.57
05/20/2022	*1073 *1073	Buy	4 DXCM DEXCOM INC @ \$317.0231	-\$1,268.09
05/20/2022	*1073 *1073	Dividend	NSC NORFOLK SOUTHERN CORP 052022 65	\$80.60
05/19/2022	*1073 *1073	Buy	26 PYPL PAYPAL HOLDINGS INC @ \$80.9612	-\$2,104.99
05/19/2022	*1073 *1073	Buy	10 SYK STRYKER CORP @ \$229.8253	-\$2,298.25
05/19/2022	*1073 *1073	Sell	-3 ULTA ULTA BEAUTY INC @ \$353.2598	\$1,059.76
05/18/2022	*1073 *1073	Buy	12 SHW SHERWIN WILLIAMS CO @ \$261.6425	-\$3,139.71
05/17/2022	GLOBAL DIVIDEND *1819	Buy	36 ABBV ABBVIE INC @ \$155.3414	-\$5,592.29
05/17/2022	GLOBAL DIVIDEND *1819	Buy	228 EADSY AIRBUS SE ADR @ \$28.6700	-\$6,536.76
05/17/2022	GLOBAL DIVIDEND *1819	Charge	DPSGY DEUTSCHE POST AG 139	-\$5.56
05/17/2022	GLOBAL DIVIDEND *1819	Dividend	DPSGY DEUTSCHE POST AG SPONSORED ADR 051722 139	\$263.74
05/17/2022	GLOBAL DIVIDEND *1819	Withholding	DPSGY FRGN-W/H @ SOURCE DEUTSCHE POST AG ADR	-\$69.56
05/17/2022	GLOBAL DIVIDEND *1819	Buy	124 DPSGY DEUTSCHE POST AG SPONSORED ADR @ \$41.7600	-\$5,178.24
05/17/2022	GLOBAL DIVIDEND *1819	Buy	17 LOW LOWES COMPANIES INC @ \$190.0505	-\$3,230.86
05/17/2022	GLOBAL DIVIDEND *1819	Sell	-36 MDLZ MONDELEZ INTL INC @ \$65.5222	\$2,358.74
05/17/2022	GLOBAL DIVIDEND *1819	Buy	16 MSI MOTOROLA SOLUTIONS INC COM NEW @ \$212.2724	-\$3,396.36
05/17/2022	GLOBAL DIVIDEND *1819	Sell	-32 NVS NOVARTIS AG SPON ADR @ \$88.0661	\$2,818.04
05/17/2022	GLOBAL DIVIDEND	Sell	-65 PM PHILIP MORRIS INTERNATIONAL INC	\$6,914.02

	*1819		@ \$106.3720	
05/17/2022	GLOBAL DIVIDEND *1819	Buy	21 QCOM QUALCOMM INC @ \$138.6798	-\$2,912.28
05/17/2022	GLOBAL DIVIDEND *1819	Buy	27 SAP SAP SE-SPONSORED ADR @ \$98.6766	-\$2,664.27
05/17/2022	GLOBAL DIVIDEND *1819	Sell	-73 SIEGY SIEMENS A G - ADR @ \$61.0400	\$4,455.81
05/17/2022	GLOBAL DIVIDEND *1819	Buy	14 SWK STANLEY BLACK & DECKER INC @ \$121.5452	-\$1,701.63
05/17/2022	GLOBAL DIVIDEND *1819	Sell	-54 TRP TC ENERGY CORP @ \$56.8390	\$3,069.23
05/17/2022	GLOBAL DIVIDEND *1819	Buy	25 TOELY TOKYO ELECTRON LTD-UNSPN ADR @ \$113.5700	-\$2,839.25
05/17/2022	GLOBAL DIVIDEND *1819	Sell	-105 WMB WILLIAMS COMPANIES INC @ \$35.7922	\$3,758.09
05/17/2022	GLOBAL DIVIDEND *1819	Sell	-45 CCEP COCA-COLA EUROPACIFIC PARTNERS PLC @ \$53.2043	\$2,394.13
05/17/2022	*1073 *1073	Merger	-791 ASPEN TECHNOLOGY INC7]7	\$69,362.79
05/17/2022	*1073 *1073	Cash In Lieu	AZPN ASPEN TECHNOLOGY INC NEW	\$39.96
05/17/2022	*1073 *1073	Merger	332 AZPN ASPEN TECHNOLOGY INC7]7	\$0.00
05/17/2022	*1073 *1073	Charge	RYKKY RYOHIN KEIKAKU CO 598	-\$12.92
05/17/2022	*1073 *1073	Dividend	RYKKY RYOHIN KEIKAKU CO UNSP ADR 051722 598	\$91.76
05/17/2022	*1073 *1073	Withholding	RYKKY FRGN-W/H @ SOURCE RYOHIN KEIKAKU CO ADR	-\$9.18
05/17/2022	*1073 *1073	Sell	-18 CRM SALESFORCE INC @ \$162.1956	\$2,919.45
05/17/2022	*1073 *1073	Buy	45 SE SEA LTD UNSPON ADR @ \$79.7133	-\$3,587.10
05/16/2022	*0538 *0538	Dividend	ABT ABBOTT LABORATORIES 051622 163	\$76.61
05/16/2022	*0538 *0538	Dividend	PG PROCTER & GAMBLE CO 051622 88	\$80.37
05/16/2022	GLOBAL DIVIDEND *1819	Dividend	ABBV ABBVIE INC 051622 37	\$52.17
05/16/2022	GLOBAL DIVIDEND *1819	Sell	-2 ABBV ABBVIE INC @ \$156.5951	\$313.18
05/16/2022	GLOBAL DIVIDEND *1819	Sell	-2 AZN ASTRAZENECA PLC SPON ADR @ \$64.0850	\$128.16
05/16/2022	GLOBAL DIVIDEND *1819	Sell	-8 AXAHY AXA-ADR @ \$23.7867	\$190.28
05/16/2022	GLOBAL DIVIDEND *1819	Sell	-5 BTI BRITISH AMERN TOB PLC SPON ADR @ \$42.4470	\$212.23
05/16/2022	GLOBAL DIVIDEND *1819	Sell	-3 CSCO CISCO SYSTEMS INC @ \$49.4550	\$148.36
05/16/2022	GLOBAL DIVIDEND *1819	Sell	-6 CMCSA COMCAST CORP NEW CL A @ \$41.5437	\$249.25
05/16/2022	GLOBAL DIVIDEND	Sell	-6 DBOEY DEUTSCHE BOERSE AG-UNSP	\$100.42

	*1819		ADR @ \$16.7386	
05/16/2022	GLOBAL DIVIDEND *1819	Dividend	HAS HASBRO INC 051622 113	\$79.10
05/16/2022	GLOBAL DIVIDEND *1819	Dividend	ING ING GROEP N V SPON ADR 051622 616	\$265.76
05/16/2022	GLOBAL DIVIDEND *1819	Withholding	ING FRGN-W/H @ SOURCE ING GROEP N V SPON ADR	-\$39.86
05/16/2022	GLOBAL DIVIDEND *1819	Sell	-2 IFF INTL FLAVOR & FRAGRANCES @ \$129.5300	\$259.05
05/16/2022	GLOBAL DIVIDEND *1819	Sell	-2 JPM JPMORGAN CHASE & CO @ \$118.4231	\$236.84

1 of 19 >

Activity Disclosures and Definitions



**Investment and Insurance Products are:**

- Not Insured by the FDIC or Any Federal Government Agency
- Not a Deposit or Other Obligation of, or Guaranteed by, the Bank or Any Bank Affiliate
- Subject to Investment Risks, Including Possible Loss of the Principal Amount Invested

© 2022 Wells Fargo Clearing Services, LLC. All rights reserved.

Wells Fargo Advisors is a trade name used by Wells Fargo Clearing Services, LLC (WFCS), Member SIPC<sup>®</sup>, a registered broker-dealer and non-bank affiliate of Wells Fargo & Company.

Insurance products are offered through our affiliated non-bank insurance agencies.

All Brokerage Accounts



Refresh



Quick Links

Go

Date	Account	Activity	Description	Amount
05/16/2022	GLOBAL DIVIDEND *1819	Buy	2 LVMUY LVMH MOET HENNESSY LOUIS VUITTON ADR @ \$119.8690	-\$240.46
05/16/2022	GLOBAL DIVIDEND *1819	Buy	1 LOW LOWES COMPANIES INC @ \$193.4400	-\$193.44
05/16/2022	GLOBAL DIVIDEND *1819	Sell	-8 MRK MERCK & CO INC NEW @ \$91.4591	\$731.65
05/16/2022	GLOBAL DIVIDEND *1819	Sell	-2 MDLZ MONDELEZ INTL INC @ \$66.1934	\$132.38
05/16/2022	GLOBAL DIVIDEND *1819	Sell	-3 NEE NEXTERA ENERGY INC @ \$69.9000	\$209.69
05/16/2022	GLOBAL DIVIDEND *1819	Sell	-62 NRDBY NORDEA BANK ABP SPON ADR @ \$9.7500	\$604.48
05/16/2022	GLOBAL DIVIDEND *1819	Sell	-6 NVS NOVARTIS AG SPON ADR @ \$86.8486	\$521.07
05/16/2022	GLOBAL DIVIDEND *1819	Sell	-4 PM PHILIP MORRIS INTERNATIONAL INC @ \$105.2603	\$421.03
05/16/2022	GLOBAL DIVIDEND *1819	Dividend	PG PROCTER & GAMBLE CO 051622 94	\$85.85
05/16/2022	GLOBAL DIVIDEND *1819	Sell	-2 PG PROCTER & GAMBLE CO @ \$153.3518	\$306.69
05/16/2022	GLOBAL DIVIDEND *1819	Sell	-3 PEG PUBLIC SVC ENTERPRISE GROUP INC @ \$68.1546	\$204.45
05/16/2022	GLOBAL DIVIDEND *1819	Sell	-3 QCOM QUALCOMM INC @ \$133.8719	\$401.61
05/16/2022	GLOBAL DIVIDEND *1819	Sell	-4 RHHBY ROCHE HOLDINGS LTD ADR @ \$40.0152	\$160.05
05/16/2022	GLOBAL DIVIDEND *1819	Sell	-7 SNN SMITH & NEPHEW PLC ADR @ \$31.5694	\$220.98
05/16/2022	GLOBAL DIVIDEND *1819	Sell	-1 SWK STANLEY BLACK & DECKER INC @ \$118.2200	\$118.21
05/16/2022	GLOBAL DIVIDEND *1819	Sell	-20 SMFG SUMITOMO MITSUI FINL GROUP INC SPON ADR @ \$5.9967	\$119.92
05/16/2022	GLOBAL DIVIDEND *1819	Buy	2 TJX TJX COS INC NEW @ \$56.3680	-\$112.74
05/16/2022	GLOBAL DIVIDEND *1819	Sell	-10 TRP TC ENERGY CORP @ \$55.8347	\$558.33
05/16/2022	GLOBAL DIVIDEND	Buy	4 TOELY TOKYO ELECTRON LTD-UNSPN	-\$440.88

	*1819		ADR @ \$110.2200	
05/16/2022	GLOBAL DIVIDEND *1819	Sell	-3 TTE TOTALENERGIES SE ADR @ \$53.6532	\$160.95
05/16/2022	GLOBAL DIVIDEND *1819	Buy	11 UL UNILEVER PLC SPONS ADR @ \$45.7225	-\$502.95
05/16/2022	GLOBAL DIVIDEND *1819	Sell	-1 UNP UNION PACIFIC CORP @ \$230.2500	\$230.24
05/16/2022	GLOBAL DIVIDEND *1819	Sell	-3 VZ VERIZON COMMUNICATIONS COM @ \$47.9263	\$143.77
05/16/2022	GLOBAL DIVIDEND *1819	Sell	-21 WMB WILLIAMS COMPANIES INC @ \$35.2597	\$740.43
05/16/2022	GLOBAL DIVIDEND *1819	Sell	-7 CCEP COCA-COLA EUROPACIFIC PARTNERS PLC @ \$52.9930	\$370.94
05/16/2022	GLOBAL DIVIDEND *1819	Sell	-1 MDT MEDTRONIC PLC @ \$102.9901	\$102.98
05/16/2022	*1073 *1073	Dividend	ABT ABBOTT LABORATORIES 051622 175	\$82.25
05/16/2022	*1073 *1073	Sell	-52 CMS CMS ENERGY CORP @ \$69.2677	\$3,601.84
05/16/2022	*1073 *1073	Buy	67 CMPGY COMPASS GRP PLC ADR SPONSORED NEW JUNE 2017 @ \$22.8100	-\$1,528.27
05/16/2022	*1073 *1073	Sell	-84 ENB ENBRIDGE INC @ \$44.0500	\$3,700.12
05/16/2022	*1073 *1073	Sell	-47 HON HONEYWELL INTERNATIONAL INC @ \$192.6894	\$9,056.19
05/16/2022	*1073 *1073	Dividend	HRL HORMEL FOODS CORPORATION 051622 220	\$57.20
05/16/2022	*1073 *1073	Interest	SAN ANTONIO TX WTR REV SYS JR LIEN RFDG BDS 2022 A B/E CPN 5.000% DUE 05/15/42 DTD 02/01/22 FC 05/15/22 051522 10,000, CUSIP-79642GNR9	\$125.00
05/13/2022	*0538 *0538	Dividend	CLX CLOROX COMPANY 051322 49	\$56.84
05/13/2022	*0538 *0538	Dividend	CL COLGATE-PALMOLIVE CO 051322 90	\$42.30
05/13/2022	*0538 *0538	Dividend	ACN ACCENTURE PLC IRELAND SHARES CLASS A 051322 59	\$57.23
05/13/2022	GLOBAL DIVIDEND *1819	Dividend	LVMUY LVMH MOET HENNESSY LOUIS VUITTON ADR 051322 65	\$95.42
05/13/2022	GLOBAL DIVIDEND *1819	Withholding	LVMUY FRGN-W/H @ SOURCE LVMH MOET HENNESSY	-\$12.21
05/13/2022	GLOBAL DIVIDEND *1819	Charge	LVMUY LVMH MOET HENNESSY 65	-\$3.74
05/13/2022	GLOBAL DIVIDEND *1819	Charge	VCISY VINCI S.A -ADR 327	-\$18.80
05/13/2022	GLOBAL DIVIDEND *1819	Withholding	VCISY FRGN-W/H @ SOURCE VINCI S.A -ADR	-\$24.69
05/13/2022	GLOBAL DIVIDEND *1819	Dividend	VCISY VINCI S.A -ADR 051322 327	\$192.90
05/13/2022	*1073 *1073	Dividend	MMC MARSH AND MC LENNAN COMPANIES INC 051322 328	\$175.48
05/13/2022	*1073	Dividend	PUK PRUDENTIAL PLC SPON ADR 051322	\$56.69

	*1073		239	
05/13/2022	*1073	Dividend	SDVKY SANDVIK AB SPONSORED ADR 051322 384	\$184.25
	*1073			
05/13/2022	*1073	Charge	SDVKY SANDVIK AB 384	-\$10.69
	*1073			
05/13/2022	*1073	Withholding	SDVKY FRGN-W/H @ SOURCE SANDVIK AB ADR	-\$27.64
	*1073			
05/13/2022	*1073	Buy	10 SYK STRYKER CORP @ \$233.4572	-\$2,334.57
	*1073			
05/13/2022	*1073	Dividend	AON AON PLC SHS CL A 051322 82	\$45.92
	*1073			
05/13/2022	*1073	Dividend	ACN ACCENTURE PLC IRELAND SHARES CLASS A 051322 46	\$44.62
	*1073			

< 2 of 19 >

**Activity Disclosures and Definitions**



**Investment and Insurance Products are:**

- Not insured by the FDIC or Any Federal Government Agency
- Not a Deposit or Other Obligation of, or Guaranteed by, the Bank or Any Bank Affiliate
- Subject to Investment Risks, Including Possible Loss of the Principal Amount Invested

© 2022 Wells Fargo Clearing Services, LLC. All rights reserved.

Wells Fargo Advisors is a trade name used by Wells Fargo Clearing Services, LLC (WFCS), Member SIPC<sup>®</sup>, a registered broker-dealer and non-bank affiliate of Wells Fargo & Company.

Insurance products are offered through our affiliated non-bank insurance agencies.

**WELLS FARGO ADVISORS**

All Brokerage Accounts

Priced as of 12:07 ET  
on 05/23/2022

 Refresh

 Quick Links

Go

Date	Account	Activity	Description	Amount
05/12/2022	*0538 *0538	Dividend	AAPL APPLE INC 051222 254	\$68.42
05/12/2022	*1073 *1073	Dividend	AAPL APPLE INC 051222 695	\$159.85
05/12/2022	*1073 *1073	Buy	10,000 CHARLOTTE NC ARPT REV INTL BDS 2022A B/E CPN 5.000% DUE 07/01/42 DTD 06/02/22 FC 01/01/23 CALL 07/01/32 @ 100.000, CUSIP-161036TQ1 @ \$111.0300	-\$11,103.00
05/12/2022	*1073 *1073	Buy	32 ALC ALCON INC ORD SH @ \$68.6708	-\$2,197.47
05/12/2022	*1073 *1073	Withholding	ASML FRGN-W/H @ SOURCE ASML HOLDING NV	-\$47.95
05/12/2022	*1073 *1073	Dividend	ASML ASML HOLDING NV NY REGISTRY SHS NEW 2012 051222 82	\$319.64
05/11/2022	GLOBAL DIVIDEND *1819	Dividend	SNN SMITH & NEPHEW PLC ADR 051122 158	\$73.00
05/11/2022	GLOBAL DIVIDEND *1819	Charge	SNN SMITH & NEPHEW PLC 158	-\$1.58
05/11/2022	*1073 *1073	Charge	ABB ABB LTD -SPONS ADR 565	-\$26.84
05/11/2022	*1073 *1073	Dividend	ABB ABB LTD -SPONS ADR 051122 565	\$495.09
05/11/2022	*1073 *1073	Withholding	ABB FRGN-W/H @ SOURCE ABB LTD -SPONS ADR F	-\$74.26
05/11/2022	*1073 *1073	Withholding	AKZOY FRGN-W/H @ SOURCE AKZO NOBEL NV	-\$45.74
05/11/2022	*1073 *1073	Dividend	AKZOY AKZO NOBEL NV SPONSORED ADE NEW 051122 563	\$304.96
05/11/2022	*1073 *1073	Charge	AKZOY AKZO NOBEL NV 563	-\$11.26
05/11/2022	*1073 *1073	Sell	-57 BABA ALIBABA GRP HLDG LTD ADR SPONSORED ADS @ \$84.1357	\$4,795.71
05/11/2022	*1073 *1073	Sell	-22 ASPEN TECHNOLOGY INC @ \$159.0800	\$3,499.74
05/11/2022	*1073 *1073	Sell	-167 WRB BERKLEY W R CORPORATION @ \$67.1650	\$11,216.50
05/11/2022	*1073	Charge	CTTAY CONTINENTAL AG 855	-\$7.94

7 of 56

	*1073			
05/11/2022	*1073	Dividend	CTTAY CONTINENTAL AG SPON ADR 051122 855	\$198.37
	*1073			
05/11/2022	*1073	Withholding	CTTAY FRGN-W/H @ SOURCE CONTINENTAL AG F	-\$52.32
	*1073			
05/11/2022	*1073	Sell	-89 CPRT COPART INC @ \$107.3050	\$9,550.10
	*1073			
05/11/2022	*1073	Sell	-30 JKHY JACK HENRY & ASSOC INC @ \$178.7252	\$5,361.73
	*1073			
05/11/2022	*1073	Sell	-44 IBKR INTERACTIVE BROKERS GRP @ \$54.5050	\$2,398.21
	*1073			
05/11/2022	*1073	Sell	-27 LPLA LPL FINANCIAL HOLDINGS INC @ \$172.8351	\$4,666.53
	*1073			
05/11/2022	*1073	Sell	-12 NDSN NORDSON CORP @ \$210.0100	\$2,520.11
	*1073			
05/11/2022	*1073	Dividend	NUE NUCOR CORP 051122 131	\$65.50
	*1073			
05/11/2022	*1073	Dividend	PSO PEARSON PLC SPONS ADR 051122 852	\$148.71
	*1073			
05/11/2022	*1073	Sell	-469 SAFRY SAFRAN SA-UNSPON ADR @ \$24.7000	\$11,584.24
	*1073			
05/11/2022	*1073	Dividend	SNN SMITH & NEPHEW PLC ADR 051122 210	\$97.02
	*1073			
05/11/2022	*1073	Charge	SNN SMITH & NEPHEW PLC 210	-\$2.10
	*1073			
05/11/2022	*1073	Sell	-31 ALLE ALLEGION PLC @ \$109.6268	\$3,398.41
	*1073			
05/11/2022	*1073	Dividend	ALC ALCON INC ORD SH 050522 395	\$80.78
	*1073			
05/11/2022	*1073	Withholding	ALC FRGN-W/H @ SOURCE ALCON INC	\$28.80
	*1073			
05/11/2022	*1073	Withholding	ALC FRGN-W/H @ SOURCE ALCON INC	-\$28.27
	*1073			
05/11/2022	*1073	Dividend	ALC ALCON INC ORD SH 050522 395	-\$82.28
	*1073			
05/10/2022	GLOBAL DIVIDEND *1819	Charge	BTI BRITISH AMERN TOB 197	-\$0.99
05/10/2022	GLOBAL DIVIDEND *1819	Dividend	BTI BRITISH AMERN TOB PLC SPON ADR 050922 197	\$134.05
05/10/2022	*1073	Buy	47 BVVBY BUREAU VERITAS SA ADR @ \$53.4800	-\$2,513.56
	*1073			
05/09/2022	*0538	Dividend	APD AIR PRODUCTS & CHEMICALS INC 050922 48	\$77.76
	*0538			
05/09/2022	*1073	Sell	-5 ULTA ULTA BEAUTY INC @ \$384.7053	\$1,923.52
	*1073			
05/06/2022	*0538	Dividend	GD GENL DYNAMICS CORP 050622 62	\$78.12
	*0538			
05/06/2022	*1073	Sell	-51 BABA ALIBABA GRP HLDG LTD ADR SPONSORED ADS @ \$90.7428	\$4,627.86
	*1073			
05/06/2022	*1073	Buy	10 SHW SHERWIN WILLIAMS CO @ \$272.4115	-\$2,724.12
	*1073			
05/06/2022	*1073	Buy	9 SYK STRYKER CORP @ \$239.2140	-\$2,152.93

	*1073			
05/06/2022	*1073	Dividend	FERG FERGUSON PLC NEW 050622 88	\$73.92
	*1073			
05/05/2022	*1073	Buy	334 EADSY AIRBUS SE ADR @ \$28.9000	-\$9,652.60
	*1073			
05/05/2022	*1073	Sell	-58 BABA ALIBABA GRP HLDG LTD ADR SPONSORED ADS @ \$95.3369	\$5,529.51
	*1073			
05/05/2022	*1073	Charge	BABA ALIBABA GRP HLDG L 166	-\$3.32
	*1073			
05/05/2022	*1073	Withholding	SAN FRGN-W/H @ SOURCE BANCO SANTANDER CENT F	-\$36.56
	*1073			
05/05/2022	*1073	Charge	SAN BANCO SANTANDER CE 3557	-\$26.68
	*1073			

< 3 of 19 >



Activity Disclosures and Definitions



**Investment and Insurance Products are:**

- Not Insured by the FDIC or Any Federal Government Agency
- Not a Deposit or Other Obligation of, or Guaranteed by, the Bank or Any Bank Affiliate
- Subject to Investment Risks, Including Possible Loss of the Principal Amount Invested

© 2022 Wells Fargo Clearing Services, LLC. All rights reserved.

Wells Fargo Advisors is a trade name used by Wells Fargo Clearing Services, LLC (WFCS), Member SIPC<sup>®</sup>, a registered broker-dealer and non-bank affiliate of Wells Fargo & Company.

Insurance products are offered through our affiliated non-bank insurance agencies.

# WELLS FARGO ADVISORS

## All Brokerage Accounts

Priced as of 12:07 ET  
on 05/23/2022

 Refresh

 Quick Links

Go

Date	Account	Activity	Description	Amount
05/05/2022	*1073 *1073	Dividend	SAN BANCO SANTANDER CENT HISPANO SPON ADR 050522 3,557	\$192.40
05/05/2022	*1073 *1073	Buy	87 LGRDY LEGRAND SA ADR @ \$17.6300	-\$1,538.41
05/05/2022	*1073 *1073	Dividend	PNC PNC FINANCIAL SERVICES GROUP 050522 136	\$204.00
05/05/2022	*1073 *1073	Sell	-20 CRM SALESFORCE INC @ \$173.0796	\$3,461.57
05/05/2022	*1073 *1073	Buy	45 SYK STRYKER CORP @ \$240.7903	-\$10,835.96
05/05/2022	*1073 *1073	Sell	-4 ULTA ULTA BEAUTY INC @ \$393.6423	\$1,574.56
05/05/2022	*1073 *1073	Buy	86 VONOV VONOVIA SE ADR @ \$19.0300	-\$1,636.58
05/05/2022	*1073 *1073	Withholding	ALC FRGN-W/H @ SOURCE ALCON INC	-\$28.80
05/05/2022	*1073 *1073	Dividend	ALC ALCON INC ORD SH 050522 395	\$82.28
05/04/2022	*0538 *0538	Dividend	LOW LOWES COMPANIES INC 050422 141	\$112.80
05/04/2022	*0283 *0283	Reinvest Dividend	0.757 LOW LOWES COMPANIES INC EDP	-\$152.09
05/04/2022	*0283 *0283	Dividend	LOW LOWES COMPANIES INC 050422 190.10800	\$152.09
05/04/2022	GLOBAL DIVIDEND *1819	Dividend	LOW LOWES COMPANIES INC 050422 34	\$27.20
05/04/2022	*1073 *1073	Dividend	NGLOY ANGLO AMERICAN PLC ADR SPON 050422 622	\$366.98
05/04/2022	*1073 *1073	Charge	NGLOY ANGLO AMERICAN PLC 622	-\$11.82
05/04/2022	*1073 *1073	Dividend	NGLOY ANGLO AMERICAN PLC ADR SPON 050422 622	\$155.50
05/04/2022	*1073 *1073	Buy	250 DLB DOLBY LABORATORIES INC CLA @ \$77.6751	-\$19,418.78
05/04/2022	*1073 *1073	Charge	ENGIY ENGIE SPON 1583	-\$91.02
05/04/2022	*1073	Withholding	ENGIY FRGN-W/H @ SOURCE ENGIE SPON	-\$181.41

	*1073		ADR		
05/04/2022	*1073	Dividend	ENGIY ENGIE SPON ADR 1 RCPT= 1 ORD	\$1,417.27	
	*1073		SHRS 050422 1,583		
05/04/2022	*1073	Dividend	MKKGY MERCK KGAA SPONSORED ADR	\$174.67	
	*1073		050422 446		
05/04/2022	*1073	Withholding	MKKGY FRGN-W/H @ SOURCE MERCK KGAA	-\$46.07	
	*1073		SPONSORED ADR		
05/04/2022	*1073	Charge	MKKGY MERCK KGAA SPONSOR 446	-\$8.92	
	*1073				
05/04/2022	*1073	Buy	13 SHW SHERWIN WILLIAMS CO @	-\$3,582.69	
	*1073		\$275.5916		
05/03/2022	*1073	Buy	322 DLB DOLBY LABORATORIES INC CL A @	-\$25,092.17	
	*1073		\$77.9260		
05/03/2022	*1073	Buy	50 MTUJAY MTU AERO ENGINES AG UNSPON	-\$5,184.00	
	*1073		ADR @ \$103.6800		
05/03/2022	*1073	Sell	-186 SAFRY SAFRAN SA-UNSPON ADR @	\$4,867.60	
	*1073		\$26.1700		
05/02/2022	*0283	Dividend	MUI BLACKROCK MUNICIPAL INCOME FUND	\$378.00	
	*0283		INC 050222 7,000		
05/02/2022	*0283	Dividend	BTT BLACKROCK MUN 2030TARGET TERM	\$280.80	
	*0283		TR-SHS BEN INTEREST 050222 4,500		
05/02/2022	*0283	Dividend	NXP NUVEEN SELECT TAX FREE INCOME	\$301.85	
	*0283		PORTFOLIO SBI 050222 6,634		
05/02/2022	*0283	Dividend	NAD NUVEEN QUALITY MUN INCOME FUND	\$416.50	
	*0283		050222 7,000		
05/02/2022	GLOBAL DIVIDEND	Dividend	VZ VERIZON COMMUNICATIONS COM	\$119.68	
	*1819		050222 187		
05/02/2022	*1073	Dividend	AGDYX AB ♦* HIGH INCOME FD INC	\$1,392.23	
	*1073		ADVISOR CL 042922 36,069.10300		
05/02/2022	*1073	Reinvest Dividend	193.365 AGDYX AB EDP HIGH INCOME FD	-\$1,392.23	
	*1073		INC ADVISOR CL		
05/02/2022	*1073	Dividend	CVS CVS HEALTH CORPORATION 050222	\$235.40	
	*1073		428		
05/02/2022	*1073	Interest	CHATHAM CNTY NC LTD OBLIG BDS 2018	\$1,100.00	
	*1073		REV B/E CPN 4.000% DUE 11/01/36 DTD		
			07/27/18 FC 11/01/18 CALL 11/01/28 @		
			100.000 050122 55,000, CUSIP-16207RDN4		
05/02/2022	*1073	Reinvest Dividend	88.545 CPXIX COHEN & STEERS PFD EDP	-\$1,126.29	
	*1073		SECS & INCOME FD INC CLASS I		
05/02/2022	*1073	Dividend	CPXIX COHEN & STEERS PFD ♦* SECS &	\$1,126.29	
	*1073		INCOME FD INC CLASS I 042922		
			21,453.14900		
05/02/2022	*1073	Charge	DBSDY DBS GROUP HOLDINGS 130	-\$6.50	
	*1073				
05/02/2022	*1073	Dividend	DBSDY DBS GROUP HOLDINGS SPON ADR	\$136.86	
	*1073		050222 130		
05/02/2022	*1073	Dividend	DRI DARDEN RESTAURANTS 050222 106	\$116.60	
	*1073				
05/02/2022	*1073	Buy	119 DLB DOLBY LABORATORIES INC CL A @	-\$9,255.37	
	*1073		\$77.7762		
05/02/2022	*1073	Interest	GRAND LEDGE MI PUB SCHS DIST BLDG SITE	\$625.00	
	*1073		GO UNLTD TAX BDS 2021 II G/O CPN 5.000%		
			DUE 05/01/41 DTD 06/03/21 FC 11/01/21		

050122 25,000, CUSIP-386028MU5

05/02/2022	*1073 *1073	Interest	JACKSONVILLE NC ENTERPRISE SYS REV RFDG BDS 2021 A B/E CPN 4.000% DUE 05/01/34 DTD 04/13/21 FC 11/01/21 050122 20,000, CUSIP-469650B13	\$400.00
05/02/2022	*1073 *1073	Sell	-7 ULTA ULTA BEAUTY INC @ \$399.6387	\$2,797.46
05/02/2022	*1073 *1073	Dividend	VZ VERIZON COMMUNICATIONS COM 050222 429	\$274.56
04/29/2022	*3958 *3958	Interest	STANDARD BANK DEPOSIT 042922 21,902	\$0.18
04/29/2022	*0538 *0538	Interest	STANDARD BANK DEPOSIT 042922 23,284	\$0.13
04/29/2022	*0538 *0538	Dividend	AMT AMERICAN TOWER CORP REIT 042922 42	\$58.80
04/29/2022	*0538 *0538	Dividend	JPM JPMORGAN CHASE & CO 043022 144	\$144.00

< 4 of 19 >

**Activity Disclosures and Definitions**



**Investment and Insurance Products are:**

- Not Insured by the FDIC or Any Federal Government Agency
- Not a Deposit or Other Obligation of, or Guaranteed by, the Bank or Any Bank Affiliate
- Subject to Investment Risks, Including Possible Loss of the Principal Amount Invested

© 2022 Wells Fargo Clearing Services, LLC. All rights reserved.

Wells Fargo Advisors is a trade name used by Wells Fargo Clearing Services, LLC (WFCS), Member SIPC<sup>®</sup>, a registered broker-dealer and non-bank affiliate of Wells Fargo & Company.

Insurance products are offered through our affiliated non-bank insurance agencies.

All Brokerage Accounts




Date	Account	Activity	Description	Amount
04/29/2022	*0283 *0283	Interest	STANDARD BANK DEPOSIT 042922 36,486	\$0.30
04/29/2022	*0283 *0283	Dividend	AOD ABERDEEN TOTAL DYNAMIC DIVIDEND FD BEN INT 042922 10,000	\$575.00
04/29/2022	*0283 *0283	Dividend	IGR CBRE CLARION GLOBAL REAL ESTATE INCOME FUND 042922 12,000	\$720.00
04/29/2022	*0283 *0283	Dividend	IVH DELAWARE IVY HIGH INCOME OPPORTUNITIES FD 042922 4,000	\$304.00
04/29/2022	*0283 *0283	Dividend	VKQ INVESCO MUNICIPAL TRUST 042922 8,000	\$384.00
04/29/2022	*0283 *0283	Dividend	PGX INVESCO TR II ETF PFD 042922 7,000	\$400.54
04/29/2022	GLOBAL DIVIDEND *1819	Interest	STANDARD BANK DEPOSIT 042922 9,234	\$0.08
04/29/2022	GLOBAL DIVIDEND *1819	Dividend	JPM JPMORGAN CHASE & CO 043022 43	\$43.00
04/29/2022	GLOBAL DIVIDEND *1819	Dividend	RPM RPM INTERNATIONAL INC 042922 149	\$59.60
04/29/2022	GLOBAL DIVIDEND *1819	Withholding	TRP FRGN-W/H @ SOURCE TC ENERGY CORP	-\$29.99
04/29/2022	GLOBAL DIVIDEND *1819	Dividend	TRP TC ENERGY CORP 042922 285	\$199.96
04/29/2022	*1073 *1073	Interest	EXPANDED BANK DEPOSIT 042922 309,911	\$3.25
04/29/2022	*1073 *1073	Buy	7 DXCM DEXCOM INC @ \$418.0908	-\$2,926.64
04/29/2022	*1073 *1073	Buy	204 DLB DOLBY LABORATORIES INC CL A @ \$77.5153	-\$15,813.12
04/29/2022	*1073 *1073	Dividend	EOG EOG RESOURCES INC 042922 146	\$109.50
04/29/2022	*1073 *1073	Dividend	HUM HUMANA INC 042922 44	\$34.65
04/29/2022	*1073 *1073	Dividend	JPM JPMORGAN CHASE & CO 043022 258	\$258.00
04/29/2022	*1073 *1073	Buy	40 SHW SHERWIN WILLIAMS CO @ \$279.9798	-\$11,199.19
04/29/2022	*1073	Buy	167 SNN SMITH & NEPHEW PLC ADR @	-\$5,476.71

	*1073		\$32.7947	
04/29/2022	*1073	Dividend	VWDY VESTAS WIND SYSTEMS UNSPONS	\$15.44
	*1073		ADR 042222 857	
04/29/2022	*1073	Withholding	VWDY FRGN-W/H @ SOURCE VESTAS	-\$4.17
	*1073		WIND SYSTEMS	
04/29/2022	*1073	Charge	VWDY VESTAS WIND SYSTEM 857	-\$1.71
	*1073			
04/29/2022	*1073	Dividend	WSO WATSCO INC 042922 307	\$675.40
	*1073			
04/28/2022	*0538	Sell	-10 EMBC EMBECTA CORP @ \$30.4675	\$304.68
	*0538			
04/27/2022	*0538	Dividend	CSCO CISCO SYSTEMS INC 042722 253	\$96.14
	*0538			
04/27/2022	*0538	Dividend	CMCSA COMCAST CORP NEW CL A 042722	\$71.01
	*0538		263	
04/27/2022	GLOBAL DIVIDEND	Dividend	CSCO CISCO SYSTEMS INC 042722 161	\$61.18
	*1819			
04/27/2022	GLOBAL DIVIDEND	Dividend	CMCSA COMCAST CORP NEW CL A 042722	\$61.56
	*1819		228	
04/27/2022	*1073	Dividend	CMCSA COMCAST CORP NEW CL A 042722	\$394.47
	*1073		1,461	
04/27/2022	*1073	Sell	-5 ULTA ULTA BEAUTY INC @ \$405.9628	\$2,029.80
	*1073			
04/26/2022	*1073	Buy	103 GMED GLOBUS MEDICAL INC NEW	-\$7,113.32
	*1073		CLASS A @ \$69.0614	
04/25/2022	*1073	Buy	76 AKZOY AKZO NOBEL NV SPONSORED	-\$2,264.04
	*1073		ADE NEW @ \$29.7900	
04/25/2022	*1073	Buy	269 GMED GLOBUS MEDICAL INC NEW	-\$18,769.25
	*1073		CLASS A @ \$69.7742	
04/22/2022	*0538	Dividend	MDT MEDTRONIC PLC 042222 134	\$84.42
	*0538			
04/22/2022	GLOBAL DIVIDEND	Dividend	MDT MEDTRONIC PLC 042222 77	\$48.51
	*1819			
04/22/2022	*1073	Buy	596 GMED GLOBUS MEDICAL INC NEW	-\$40,861.43
	*1073		CLASS A @ \$68.5594	
04/22/2022	*1073	Dividend	MDT MEDTRONIC PLC 042222 175	\$110.25
	*1073			
04/21/2022	*1073	Sell	-18 NFLX NETFLIX.COM INC @ \$217.3889	\$3,912.98
	*1073			
04/21/2022	*1073	Buy	40 NKE NIKE INC CLASS B @ \$136.7753	-\$5,471.01
	*1073			
04/21/2022	*1073	Sell	-186 SMNNY SHIMANO INC ADR @	\$3,746.02
	*1073		\$20.1400	
04/21/2022	*1073	Buy	25 V VISA INC CLASS A @ \$218.9042	-\$5,472.61
	*1073			
04/20/2022	*1073	Buy	529 BSY BENTLEY SYSTEMS INC CL B @	-\$23,060.30
	*1073		\$43.5922	
04/20/2022	*1073	Dividend	THO THOR INDUSTRIES 042022 1,137	\$488.91
	*1073			
04/20/2022	*1073	Dividend	XEL XCEL ENERGY INC 042022 211	\$102.86
	*1073			
04/19/2022	GLOBAL DIVIDEND	Charge	DTEGY DEUTSCHE TELEKOM A 365	-\$10.95

	*1819			
04/19/2022	GLOBAL DIVIDEND *1819	Dividend	DTEGY DEUTSCHE TELEKOM AG SPON ADR 041922 365	\$253.50
04/19/2022	*1073 *1073	Buy	330 BSY BENTLEY SYSTEMS INC CL B @ \$43.9749	-\$14,511.71
04/19/2022	*1073 *1073	Withholding	SMNNY FRGN-W/H @ SOURCE SHIMANO INC ADR	-\$7.37
04/19/2022	*1073 *1073	Dividend	SMNNY SHIMANO INC ADR 041522 765	\$73.68
04/19/2022	*1073 *1073	Charge	SMNNY SHIMANO INC 765	-\$10.37

< 5 of 19 >

Activity Disclosures and Definitions



**Investment and Insurance Products are:**

- Not Insured by the FDIC or Any Federal Government Agency
- Not a Deposit or Other Obligation of, or Guaranteed by, the Bank or Any Bank Affiliate
- Subject to Investment Risks, Including Possible Loss of the Principal Amount Invested

© 2022 Wells Fargo Clearing Services, LLC. All rights reserved.

Wells Fargo Advisors is a trade name used by Wells Fargo Clearing Services, LLC (WFCS), Member SIPC<sup>®</sup>, a registered broker-dealer and non-bank affiliate of Wells Fargo & Company.

Insurance products are offered through our affiliated non-bank insurance agencies.

# WELLS FARGO ADVISORS

## All Brokerage Accounts

Priced as of 12:07 ET  
on 05/23/2022

 Refresh

 Quick Links

Go

Date	Account	Activity	Description	Amount
04/18/2022	*0538 *0538	Dividend	USB US BANCORP NEW 041522 213	\$97.98
04/18/2022	*1073 *1073	Dividend	LII LENNOX INTERNATIONAL 041522 328	\$301.76
04/18/2022	*1073 *1073	Dividend	SRE SEMPRA ENERGY 041522 132	\$151.14
04/14/2022	*0538 *0538	Dividend	ITW ILLINOIS TOOL WORKS INC 041422 79	\$96.38
04/14/2022	GLOBAL DIVIDEND *1819	Dividend	MDLZ MONDELEZ INTL INC 041422 119	\$41.65
04/14/2022	GLOBAL DIVIDEND *1819	Dividend	MSI MOTOROLA SOLUTIONS INC COM NEW 041422 20	\$15.80
04/14/2022	*1073 *1073	Sell	-273 CDW CDW CORPORATION OF DELAWARE @ \$174.9608	\$47,764.07
04/14/2022	*1073 *1073	Buy	49 EXPO EXPONENT INC @ \$108.3262	-\$5,307.99
04/14/2022	*1073 *1073	Dividend	TMO THERMO FISHER SCIENTIFIC INC 041422 104	\$31.20
04/13/2022	*0538 *0538	Sell	-4 AFL AFLAC INC @ \$64.7300	\$258.92
04/13/2022	*0538 *0538	Sell	-4 ABT ABBOTT LABORATORIES @ \$119.4801	\$477.92
04/13/2022	*0538 *0538	Sell	-1 APD AIR PRODUCTS & CHEMICALS INC @ \$248.6350	\$248.64
04/13/2022	*0538 *0538	Sell	-1 AMT AMERICAN TOWER CORP REIT @ \$255.4449	\$255.44
04/13/2022	*0538 *0538	Sell	-3 ADI ANALOG DEVICES INC @ \$157.9599	\$473.88
04/13/2022	*0538 *0538	Sell	-6 AAPL APPLE INC @ \$170.1150	\$1,020.68
04/13/2022	*0538 *0538	Sell	-3 ADP AUTOMATIC DATA PROCESSING @ \$232.3650	\$697.10
04/13/2022	*0538 *0538	Sell	-1 BDX BECTON DICKINSON & CO @ \$270.4364	\$270.44
04/13/2022	*0538 *0538	Buy	1 BLK BLACKROCK INC @ \$712.8841	-\$712.88
04/13/2022	*0538	Sell	-2 CVX CHEVRON CORPORATION @	\$342.34

16 of 56

	*0538		\$171.1700	
04/13/2022	*0538	Sell	-4 CSCO CISCO SYSTEMS INC @ \$51.7807	\$207.12
	*0538			
04/13/2022	*0538	Sell	-2 CLX CLOROX COMPANY @ \$145.2750	\$290.55
	*0538			
04/13/2022	*0538	Sell	-2 CL COLGATE-PALMOLIVE CO @ \$81.1600	\$162.32
	*0538			
04/13/2022	*0538	Sell	-5 CMCSA COMCAST CORP NEW CL A @ \$47.7801	\$238.90
	*0538			
04/13/2022	*0538	Sell	-3 EMR EMERSON ELECTRIC CO @ \$93.0700	\$279.21
	*0538			
04/13/2022	*0538	Sell	-2 ES EVERSOURCE ENERGY @ \$92.3750	\$184.75
	*0538			
04/13/2022	*0538	Sell	-1 FDS FACTSET RESEARCH SYSTEMS INC @ \$426.6150	\$426.62
	*0538			
04/13/2022	*0538	Sell	-1 GD GENL DYNAMICS CORP @ \$242.8350	\$242.84
	*0538			
04/13/2022	*0538	Sell	-2 ITW ILLINOIS TOOL WORKS INC @ \$198.9444	\$397.89
	*0538			
04/13/2022	*0538	Buy	5 JPM JPMORGAN CHASE & CO @ \$127.4999	-\$637.50
	*0538			
04/13/2022	*0538	Sell	-3 JNJ JOHNSON & JOHNSON @ \$180.2521	\$540.76
	*0538			
04/13/2022	*0538	Sell	-1 LHX L3HARRIS TECHNOLOGIES INC @ \$255.7449	\$255.74
	*0538			
04/13/2022	*0538	Sell	-4 LOW LOWES COMPANIES INC @ \$205.7302	\$822.92
	*0538			
04/13/2022	*0538	Sell	-1 MCD MCDONALDS CORP @ \$251.1800	\$251.18
	*0538			
04/13/2022	*0538	Sell	-7 MSFT MICROSOFT CORP @ \$285.9024	\$2,001.31
	*0538			
04/13/2022	*0538	Sell	-4 NEE NEXTERA ENERGY INC @ \$83.5601	\$334.24
	*0538			
04/13/2022	*0538	Sell	-2 NKE NIKE INC CLASS B @ \$127.0101	\$254.02
	*0538			
04/13/2022	*0538	Sell	-2 NSC NORFOLK SOUTHERN CORP @ \$261.3000	\$522.60
	*0538			
04/13/2022	*0538	Sell	-2 PAYX PAYCHEX INC @ \$137.3394	\$274.68
	*0538			
04/13/2022	*0538	Sell	-1 PEP PEPSICO INCORPORATED @ \$173.0430	\$173.04
	*0538			
04/13/2022	*0538	Sell	-3 PSX PHILLIPS 66 @ \$82.7702	\$248.31
	*0538			
04/13/2022	*0538	Sell	-2 PG PROCTER & GAMBLE CO @ \$159.4518	\$318.90
	*0538			
04/13/2022	*0538	Sell	-1 RTX RAYTHEON TECHNOLOGIES CORP @ \$103.5600	\$103.56
	*0538			
04/13/2022	*0538	Sell	-1 TGT TARGET CORP @ \$233.3010	\$233.30
	*0538			
04/13/2022	*0538	Buy	3 USB US BANCORP NEW @ \$50.2651	-\$150.80
	*0538			
04/13/2022	*0538	Buy	1 UNH UNITEDHEALTH GROUP INC @	-\$535.42

	*0538		\$535.4168	
04/13/2022	*0538	Sell	-2 VFC V F CORPORATION @ \$55.6501	\$111.30
	*0538			
04/13/2022	*0538	Sell	-3 WMT WALMART INC @ \$157.3150	\$471.95
	*0538			
04/13/2022	*0538	Sell	-1 ACN ACCENTURE PLC IRELAND SHARES CLASS A @ \$324.1200	\$324.12
	*0538			
04/13/2022	*0538	Sell	-2 LIN LINDE PLC @ \$316.8904	\$633.78
	*0538			
04/13/2022	*0538	Sell	-3 MDT MEDTRONIC PLC @ \$110.0583	\$330.17
	*0538			

< 6 of 19 >

**Activity Disclosures and Definitions**



**Investment and Insurance Products are:**

- Not Insured by the FDIC or Any Federal Government Agency
- Not a Deposit or Other Obligation of, or Guaranteed by, the Bank or Any Bank Affiliate
- Subject to Investment Risks, Including Possible Loss of the Principal Amount Invested

© 2022 Wells Fargo Clearing Services, LLC. All rights reserved.

Wells Fargo Advisors is a trade name used by Wells Fargo Clearing Services, LLC (WFCS), Member SIPC<sup>®</sup>, a registered broker-dealer and non-bank affiliate of Wells Fargo & Company.

Insurance products are offered through our affiliated non-bank insurance agencies.

# WELLS FARGO ADVISORS

## All Brokerage Accounts

Priced as of 12:07 ET  
on 05/23/2022

 Refresh

 Quick Links




Date	Account	Activity	Description	Amount
04/13/2022	*1073 *1073	Sell	-134 CDW CDW CORPORATION OF DELAWARE @ \$171.3162	\$22,956.25
04/13/2022	*1073 *1073	Buy	30 EXPO EXPONENT INC @ \$108.1642	-\$3,244.93
04/13/2022	*1073 *1073	Buy	18 RYAAY RYANAIR HLDGS PLC SPONSORED ADR NEW @ \$93.5238	-\$1,683.43
04/12/2022	*9071 *9071	SXCH	229.625 SEVAX GUGGENHEIM SMID CAP EDP VALUE FUND CL A	\$0.00
04/12/2022	*9071 *9071	SXCH	-365.117 SEVSX GUGGENHEIM SMID CAP EDP VALUE FUND CL C	\$0.00
04/12/2022	GLOBAL DIVIDEND *1819	Dividend	PM PHILIP MORRIS INTERNATIONAL INC 041222 69	\$86.25
04/12/2022	GLOBAL DIVIDEND *1819	Charge	TTE TOTALENERGIES SE 240	-\$4.32
04/12/2022	GLOBAL DIVIDEND *1819	Withholding	TTE FRGN-W/H @ SOURCE TOTALENERGIES SE ADR	-\$22.37
04/12/2022	GLOBAL DIVIDEND *1819	Dividend	TTE TOTALENERGIES SE ADR 041222 240	\$174.76
04/12/2022	*1073 *1073	Sell	-183 CDW CDW CORPORATION OF DELAWARE @ \$173.3854	\$31,729.36
04/12/2022	*1073 *1073	Buy	63 EXPO EXPONENT INC @ \$107.1726	-\$6,751.87
04/12/2022	*1073 *1073	Buy	56 WSO WATSCO INC @ \$292.8821	-\$16,401.40
04/11/2022	GLOBAL DIVIDEND *1819	Charge	NRDBY NORDEA BANK ABP SP 778	-\$15.56
04/11/2022	GLOBAL DIVIDEND *1819	Dividend	NRDBY NORDEA BANK ABP SPON ADR 041122 778	\$589.68
04/11/2022	GLOBAL DIVIDEND *1819	Withholding	NRDBY FRGN-W/H @ SOURCE NORDEA BANK ABP SPON ADR	-\$206.39
04/11/2022	*1073 *1073	Sell	-117 CDW CDW CORPORATION OF DELAWARE @ \$173.3118	\$20,277.38
04/11/2022	*1073 *1073	Buy	48 EXPO EXPONENT INC @ \$105.7064	-\$5,073.91
04/11/2022	*1073 *1073	Sell	-713 TSCDY TESCO PLC SPON NEW ADR @ \$10.6500	\$7,593.41
04/11/2022	*1073	Buy	124 WSO WATSCO INC @ \$292.6421	-\$36,287.63

	*1073			
04/08/2022	*0538	Advisory Fee	PERSONALIZED UMA QUARTERLY FEE	-\$1,906.83
	*0538			
04/08/2022	*0538	Dividend	CB CHUBB LTD 040822 70	\$56.00
	*0538			
04/08/2022	GLOBAL DIVIDEND	Advisory Fee	PERSONALIZED UMA QUARTERLY FEE	-\$1,557.73
	*1819			
04/08/2022	GLOBAL DIVIDEND	Advisory Fee	ADVISORY PLATFORM FEE	-\$76.18
	*1819			
04/08/2022	GLOBAL DIVIDEND	Advisory Fee	ADVISORY ACCOUNT CREDIT	\$68.79
	*1819			
04/08/2022	*1073	Advisory Fee	PERSONALIZED UMA FEE QUARTERLY FEE	-\$19,274.75
	*1073			
04/08/2022	*1073	Advisory Fee	ADVISORY ACCOUNT CREDIT	\$1,532.77
	*1073			
04/08/2022	*1073	Advisory Fee	ADVISORY PLATFORM FEE	-\$1,697.33
	*1073			
04/08/2022	*1073	Buy	382 ADM ARCHER-DANIELS-MIDLND CO @	-\$36,141.92
	*1073		\$94.6124	
04/08/2022	*1073	Sell	-20 BLK BLACKROCK INC @ \$741.5608	\$14,831.14
	*1073			
04/08/2022	*1073	Sell	-71 CDW CDW CORPORATION OF	\$12,487.50
	*1073		DELAWARE @ \$175.8812	
04/08/2022	*1073	Sell	-38 CMS CMS ENERGY CORP @ \$72.3320	\$2,748.61
	*1073			
04/08/2022	*1073	Sell	-74 CVX CHEVRON CORPORATION @	\$12,434.71
	*1073		\$168.0375	
04/08/2022	*1073	Sell	-276 CAG CONAGRA BRANDS INC @	\$9,496.03
	*1073		\$34.4061	
04/08/2022	*1073	Buy	146 EOG EOG RESOURCES INC @	-\$18,135.69
	*1073		\$124.2171	
04/08/2022	*1073	Sell	-60 ENB ENBRIDGE INC @ \$46.2723	\$2,776.33
	*1073			
04/08/2022	*1073	Buy	59 EXPO EXPONENT INC @ \$106.7869	-\$6,300.43
	*1073			
04/08/2022	*1073	Sell	-75 GILD GILEAD SCIENCES INC @ \$62.2760	\$4,670.68
	*1073			
04/08/2022	*1073	Sell	-17 HON HONEYWELL INTERNATIONAL INC	\$3,250.02
	*1073		@ \$191.1791	
04/08/2022	*1073	Buy	173 PFE PFIZER INCORPORATED @	-\$9,454.34
	*1073		\$54.6494	
04/08/2022	*1073	Buy	133 RHHBY ROCHE HOLDINGS LTD ADR @	-\$7,118.16
	*1073		\$53.5200	
04/08/2022	*1073	Sell	-104 UNP UNION PACIFIC CORP @	\$25,030.73
	*1073		\$240.6813	
04/08/2022	*1073	Buy	41 UNH UNITEDHEALTH GROUP INC @	-\$22,239.22
	*1073		\$542.4200	
04/08/2022	*1073	Buy	35 WSO WATSCO INC @ \$299.2403	-\$10,473.41
	*1073			
04/08/2022	*1073	Buy	42 ALC ALCON INC ORD SH @ \$80.8804	-\$3,396.98
	*1073			
04/08/2022	*1073	Dividend	CB CHUBB LTD 040822 150	\$120.00

	*1073			
04/08/2022	*1073 *1073	Sell	-46 NXPI NXP SEMICONDUCTORS NV @ \$167.6012	\$7,709.62
04/07/2022	GLOBAL DIVIDEND *1819	Dividend	MRK MERCK & CO INC NEW 040722 179	\$123.51
04/07/2022	*1073 *1073	Buy	36 EXPO EXPONENT INC @ \$107.6153	-\$3,874.15
04/07/2022	*1073 *1073	Sell	-1 PANW PALO ALTO NETWORKS @ \$613.4474	\$613.45
04/07/2022	*1073 *1073	Buy	34 WSO WATSCO INC @ \$297.5515	-\$10,116.75

< 7 of 19 >

Activity Disclosures and Definitions



**Investment and Insurance Products are:**

- Not Insured by the FDIC or Any Federal Government Agency
- Not a Deposit or Other Obligation of, or Guaranteed by, the Bank or Any Bank Affiliate
- Subject to Investment Risks, Including Possible Loss of the Principal Amount Invested

© 2022 Wells Fargo Clearing Services, LLC. All rights reserved.

Wells Fargo Advisors is a trade name used by Wells Fargo Clearing Services, LLC (WFCS), Member SIPC<sup>®</sup>, a registered broker-dealer and non-bank affiliate of Wells Fargo & Company.

Insurance products are offered through our affiliated non-bank insurance agencies.

# WELLS FARGO ADVISORS

## All Brokerage Accounts

Priced as of 12:07 ET  
on 05/23/2022

 Refresh

 Quick Links

Go

Date	Account	Activity	Description	Amount
04/07/2022	*1073 *1073	Sell	-11 NXPI NXP SEMICONDUCTORS NV @ \$172.5125	\$1,897.63
04/06/2022	GLOBAL DIVIDEND *1819	Dividend	IFF INTL FLAVOR & FRAGRANCES 040622 59	\$46.61
04/06/2022	GLOBAL DIVIDEND *1819	Withholding	QSR FRGN-W/H @ SOURCE RESTAURANT BRANDS	-\$9.15
04/06/2022	GLOBAL DIVIDEND *1819	Dividend	QSR RESTAURANT BRANDS INTL INC 040622 113	\$61.02
04/06/2022	*1073 *1073	Sell	-11 ADBE ADOBE SYSTEMS INC @ \$444.5246	\$4,889.75
04/06/2022	*1073 *1073	Buy	77 EXPO EXPONENT INC @ \$107.5252	-\$8,279.44
04/06/2022	*1073 *1073	Buy	58 WSO WATSCO INC @ \$292.2377	-\$16,949.79
04/06/2022	*1073 *1073	Dividend	NXPI NXP SEMICONDUCTORS NV 040622 120	\$101.40
04/06/2022	*1073 *1073	Withholding	NXPI FRGN-W/H @ SOURCE NXP SEMICONDUCTORS NV	-\$15.21
04/05/2022	*1073 *1073	Charge	BCS BARCLAYS PLC ADR 1569	-\$8.87
04/05/2022	*1073 *1073	Dividend	BCS BARCLAYS PLC ADR 040522 1,569	\$328.53
04/05/2022	*1073 *1073	Sell	-130 DCT DUCK CREEK TECHNOLOGIES INC @ \$18.6986	\$2,430.81
04/05/2022	*1073 *1073	Buy	13 EXPO EXPONENT INC @ \$107.1746	-\$1,393.27
04/05/2022	*1073 *1073	Charge	RYAAY RYANAIR HLDGS PLC 129	-\$1.29
04/05/2022	*1073 *1073	Buy	55 TDY TELEDYNE TECHNOLOGIES IN @ \$486.6006	-\$26,763.03
04/05/2022	*1073 *1073	Sell	-9 NXPI NXP SEMICONDUCTORS NV @ \$175.3843	\$1,578.45
04/04/2022	*0538 *0538	Dividend	WMT WALMART INC 040422 93	\$52.08
04/04/2022	*1073 *1073	Sell	-381 DCT DUCK CREEK TECHNOLOGIES INC @ \$19.6914	\$7,502.38
04/04/2022	*1073	Sell	-157 NVS NOVARTIS AG SPON ADR @	\$13,739.44


	*1073		\$87.5128	
04/04/2022	*1073	Buy	55 TDY TELEDYNE TECHNOLOGIES IN @	-26,643.14
	*1073		\$484.4207	
04/01/2022	*0538	Dividend	ADP AUTOMATIC DATA PROCESSING 040122	\$85.28
	*0538		82	
04/01/2022	*0538	Cash In Lieu	EMBC EMBECTA CORP 040122 .60000	\$18.39
	*0538			
04/01/2022	*0538	Distribution	10 EMBC EMBECTA CORP .RT	\$0.00
	*0538			
04/01/2022	*0538	Dividend	NKE NIKE INC CLASS B 040122 80	\$24.40
	*0538			
04/01/2022	*0283	Dividend	MUI BLACKROCK MUNICIPAL INCOME FUND	\$378.00
	*0283		INC 040122 7,000	
04/01/2022	*0283	Dividend	BTT BLACKROCK MUN 2030TARGET TERM	\$280.80
	*0283		TR-SHS BEN INTEREST 040122 4,500	
04/01/2022	*0283	Dividend	NXP NUVEEN SELECT TAX FREE INCOME	\$301.85
	*0283		PORTFOLIO SBI 040122 6,634	
04/01/2022	*0283	Dividend	NAD NUVEEN QUALITY MUN INCOME FUND	\$416.50
	*0283		040122 7,000	
04/01/2022	GLOBAL DIVIDEND	Dividend	KO COCA-COLA COMPANY 040122 106	\$46.64
	*1819			
04/01/2022	*1073	Dividend	AAP ADVANCE AUTO PARTS 040122 141	\$211.50
	*1073			
04/01/2022	*1073	Reinvest Dividend	198.8 AGDYX AB EDP HIGH INCOME FD INC	-1,489.01
	*1073		ADVISOR CL	
04/01/2022	*1073	Dividend	AGDYX AB ♦* HIGH INCOME FD INC	\$1,489.01
	*1073		ADVISOR CL 033122 35,870.30300	
04/01/2022	*1073	Reinvest Dividend	85.052 CPXIX COHEN & STEERS PFD EDP	-1,121.83
	*1073		SECS & INCOME FD INC CLASS I	
04/01/2022	*1073	Dividend	CPXIX COHEN & STEERS PFD ♦* SECS &	\$1,121.83
	*1073		INCOME FD INC CLASS I 033122	
			21,368.09700	
04/01/2022	*1073	Sell	-425 DCT DUCK CREEK TECHNOLOGIES INC	\$8,174.84
	*1073		@ \$19.2350	
04/01/2022	*1073	Sell	-649 IDEXY INDUSTRIA DE DISENO TEXTILE	\$7,061.08
	*1073		INDITEX SA ADR @ \$10.8800	
04/01/2022	*1073	Interest	JACKSONVILLE FL SPL REV BDS 2018 B/E	\$750.00
	*1073		CPN 5.000% DUE 10/01/34 DTD 09/25/18 FC	
			04/01/19 CALL1 10/01/28 @ 100.000	
			040122 30,000, CUSIP-469487PA4	
04/01/2022	*1073	Interest	JACKSONVILLE FL SPL REV BDS 2018 B/E	\$625.00
	*1073		CPN 5.000% DUE 10/01/37 DTD 09/25/18 FC	
			04/01/19 CALL1 10/01/28 @ 100.000	
			040122 25,000, CUSIP-469487PD8	
04/01/2022	*1073	Dividend	NKE NIKE INC CLASS B 040122 259	\$79.00
	*1073			
04/01/2022	*1073	Sell	-25,000 NORTH CAROLINA ST LTD OBLIG	\$28,652.22
	*1073		RFDG SER B REV B/E CPN 5.000% DUE	
			05/01/29 DTD 08/03/17 FC 11/01/17 CALL1	
			05/01/27 @ 100.000, CUSIP-65829QCY8 @	
			\$112.4700	
04/01/2022	*1073	Buy	252 RHHBY ROCHE HOLDINGS LTD ADR @	-12,715.92
	*1073		\$50.4600	

04/01/2022	*1073 *1073	Interest	UNIVERSITY NC CHARLOTTE REV BDS 2017A B/E CPN 5.000% DUE 10/01/30 DTD 12/22/17 FC 04/01/18 CALL1 10/01/27 @ 100.000 040122 15,000, CUSIP-914716K20	\$375.00
04/01/2022	*1073 *1073	Sell	-10 NXPI NXP SEMICONDUCTORS NV @ \$181.5867	\$1,815.86
03/31/2022	*3958 *3958	Interest	STANDARD BANK DEPOSIT 033122 21,902	\$0.19
03/31/2022	*0538 *0538	Interest	STANDARD BANK DEPOSIT 033122 11,648	\$0.09
03/31/2022	*0538 *0538	Dividend	BDX BECTON DICKINSON & CO 033122 53	\$46.11
03/31/2022	*0538 *0538	Dividend	ES EVERSOURCE ENERGY 033122 124	\$79.05
03/31/2022	*0538 *0538	Dividend	PEP PEPSICO INCORPORATED 033122 84	\$90.30
03/31/2022	*0283 *0283	Interest	STANDARD BANK DEPOSIT 033122 32,713	\$0.28
03/31/2022	*0283 *0283	Dividend	AOD ABERDEEN TOTAL DYNAMIC DIVIDEND FD BEN INT 033122 10,000	\$575.00

< 8 of 19 >

Go

Activity Disclosures and Definitions



**Investment and Insurance Products are:**

- Not Insured by the FDIC or Any Federal Government Agency
- Not a Deposit or Other Obligation of, or Guaranteed by, the Bank or Any Bank Affiliate
- Subject to Investment Risks, Including Possible Loss of the Principal Amount Invested

© 2022 Wells Fargo Clearing Services, LLC. All rights reserved.

Wells Fargo Advisors is a trade name used by Wells Fargo Clearing Services, LLC (WFCS), Member SIPC<sup>®</sup>, a registered broker-dealer and non-bank affiliate of Wells Fargo & Company.

Insurance products are offered through our affiliated non-bank insurance agencies.

All Brokerage Accounts



Date	Account	Activity	Description	Amount
03/31/2022	*0283 *0283	Dividend	IGR CBRE CLARION GLOBAL REAL ESTATE INCOME FUND 033122 12,000	\$720.00
03/31/2022	*0283 *0283	Dividend	IVH DELAWARE IVY HIGH INCOME OPPORTUNITIES FD 033122 4,000	\$296.00
03/31/2022	*0283 *0283	Dividend	VKQ INVESCO MUNICIPAL TRUST 033122 8,000	\$405.60
03/31/2022	*0283 *0283	Dividend	PGX INVESCO TR II ETF PFD 033122 7,000	\$399.00
03/31/2022	GLOBAL DIVIDEND *1819	Interest	STANDARD BANK DEPOSIT 033122 9,371	\$0.06
03/31/2022	GLOBAL DIVIDEND *1819	Dividend	PEG PUBLIC SVC ENTERPRISE GROUP INC 033122 89	\$48.06
03/31/2022	GLOBAL DIVIDEND *1819	Dividend	UNP UNION PACIFIC CORP 033122 32	\$37.76
03/31/2022	*1073 *1073	Interest	EXPANDED BANK DEPOSIT 033122 442,789	\$3.43
03/31/2022	*1073 *1073	Sell	-74 BMRN BIOMARIN PHARMACEUTICAL INC @ \$77.5424	\$5,738.11
03/31/2022	*1073 *1073	Dividend	AVGO BROADCOM INC 033122 193	\$791.30
03/31/2022	*1073 *1073	Dividend	DLR DIGITAL REALTY TRUST INC 033122 130	\$158.60
03/31/2022	*1073 *1073	Sell	-229 DCT DUCK CREEK TECHNOLOGIES INC @ \$22.1576	\$5,074.05
03/31/2022	*1073 *1073	Dividend	ICE INTERCONTINENTAL EXCH EXCHANGE 033122 129	\$49.02
03/31/2022	*1073 *1073	Dividend	UNP UNION PACIFIC CORP 033122 104	\$122.72
03/31/2022	*1073 *1073	Buy	15,000 UNIVERSITY CT GO BDS 2022 A REV B/E CPN 5.000% DUE 05/01/37 DTD 04/13/22 FC 11/01/22 CALL1 05/01/32 @ 100.000, CUSIP-9142333E9 @ \$118.0970	-\$17,714.55
03/31/2022	*1073 *1073	Buy	15,000 UNIVERSITY CT GO BDS 2022 A REV B/E CPN 5.000% DUE 05/01/42 DTD 04/13/22 FC 11/01/22 CALL1 05/01/32 @ 100.000, CUSIP-9142333L3 @ \$117.0510	-\$17,557.65
03/31/2022	*1073 *1073	Dividend	ALLE ALLEGION PLC 033122 828	\$339.48

03/31/2022	*1073 *1073	Dividend	ETN EATON CORP PLC 033122 237	\$191.97
03/30/2022	GLOBAL DIVIDEND *1819	Dividend	GS GOLDMAN SACHS GROUP INC 033022 21	\$42.00
03/30/2022	*1073 *1073	Sell	-217 DCT DUCK CREEK TECHNOLOGIES INC @ \$22.5876	\$4,901.49
03/30/2022	*1073 *1073	Dividend	GILD GILEAD SCIENCES INC 033022 460	\$335.80
03/30/2022	*1073 *1073	Buy	61 INTC INTEL CORP @ \$51.8615	-\$3,163.55
03/30/2022	*1073 *1073	Sell	-10 NXPI NXP SEMICONDUCTORS NV @ \$189.5319	\$1,895.31
03/29/2022	*1073 *1073	Buy	113 ASPEN TECHNOLOGY INC @ \$162.2840	-\$18,338.09
03/29/2022	*1073 *1073	Sell	-108 DCT DUCK CREEK TECHNOLOGIES INC @ \$22.8440	\$2,467.15
03/29/2022	*1073 *1073	Buy	104 INTC INTEL CORP @ \$51.7912	-\$5,386.28
03/29/2022	*1073 *1073	Dividend	LPLA LPL FINANCIAL HOLDINGS INC 032922 748	\$187.00
03/28/2022	*9071 *9071	Reinvest Dividend	3.157 IGIFX INTL GROWTH & INCOME EDP CLASS F-1	-\$112.57
03/28/2022	*9071 *9071	Dividend	IGIFX INTL GROWTH & INCOME FD* CLASS F-1 032822 1,090.77900	\$112.57
03/28/2022	GLOBAL DIVIDEND *1819	Charge	AZN ASTRAZENECA PLC 91	-\$1.82
03/28/2022	GLOBAL DIVIDEND *1819	Dividend	AZN ASTRAZENECA PLC SPON ADR 032822 91	\$89.64
03/28/2022	GLOBAL DIVIDEND *1819	Charge	RHHBY ROCHE HOLDINGS LTD 181	-\$5.43
03/28/2022	GLOBAL DIVIDEND *1819	Withholding	RHHBY FRGN-W/H @ SOURCE ROCHE HOLDINGS LTD ADR	-\$78.60
03/28/2022	GLOBAL DIVIDEND *1819	Dividend	RHHBY ROCHE HOLDINGS LTD ADR 032822 181	\$224.57
03/28/2022	GLOBAL DIVIDEND *1819	Dividend	WMB WILLIAMS COMPANIES INC 032822 543	\$230.78
03/28/2022	*1073 *1073	Buy	82 ASPEN TECHNOLOGY INC @ \$158.6163	-\$13,006.54
03/28/2022	*1073 *1073	Dividend	AZN ASTRAZENECA PLC SPON ADR 032822 379	\$373.32
03/28/2022	*1073 *1073	Charge	AZN ASTRAZENECA PLC 379	-\$7.58
03/28/2022	*1073 *1073	Sell	-123 MSCI MSCI INC @ \$501.4828	\$61,682.07
03/28/2022	*1073 *1073	Sell	-592 RYKKY RYOHIN KEIKAKU CO UNSP ADR @ \$11.8857	\$7,036.29
03/28/2022	*1073 *1073	Sell	-10 NXPI NXP SEMICONDUCTORS NV @ \$186.8741	\$1,868.73
03/25/2022	*0538 *0538	Dividend	LHX L3HARRIS TECHNOLOGIES INC 032522 69	\$77.28
03/25/2022	*0538 *0538	Dividend	LIN LINDE PLC 032522 51	\$59.67

03/25/2022	GLOBAL DIVIDEND *1819	Dividend	LMT LOCKHEED MARTIN CORP 032522 27	\$75.60
03/25/2022	*1073 *1073	Dividend	ANTM ANTHEM INC 032522 42	\$53.76
03/25/2022	*1073 *1073	Dividend	BP BP PLC SPONS ADR 032522 734	\$240.46
03/25/2022	*1073 *1073	Charge	BP BP PLC SPONS ADR 734	-\$3.67
03/25/2022	*1073 *1073	Dividend	BAC BANK OF AMERICA CORP 032522 383	\$80.43
03/25/2022	*1073 *1073	Dividend	CME CME GROUP INC 032522 171	\$171.00
03/25/2022	*1073 *1073	Dividend	EXPO EXPONENT INC 032522 679	\$162.96

< 9 of 19 >

Go

**Activity Disclosures and Definitions**



**Investment and Insurance Products are:**

- Not Insured by the FDIC or Any Federal Government Agency
- Not a Deposit or Other Obligation of, or Guaranteed by, the Bank or Any Bank Affiliate
- Subject to Investment Risks, Including Possible Loss of the Principal Amount Invested

© 2022 Wells Fargo Clearing Services, LLC. All rights reserved.

Wells Fargo Advisors is a trade name used by Wells Fargo Clearing Services, LLC (WFCS), Member SIPC<sup>®</sup>, a registered broker-dealer and non-bank affiliate of Wells Fargo & Company.

Insurance products are offered through our affiliated non-bank insurance agencies.

# WELLS FARGO ADVISORS

## All Brokerage Accounts

Priced as of 12:07 ET  
on 05/23/2022

 Refresh

 Quick Links

Go

Date	Account	Activity	Description	Amount
03/25/2022	*1073 *1073	Dividend	FIS FIDELITY NATIONAL INFORMATION SVCS 032522 382	\$179.54
03/25/2022	*1073 *1073	Dividend	JKHY JACK HENRY & ASSOC INC 032522 439	\$215.11
03/25/2022	*1073 *1073	Buy	111 INTC INTEL CORP @ \$51.5969	-\$5,727.26
03/25/2022	*1073 *1073	Dividend	LHX L3HARRIS TECHNOLOGIES INC 032522 89	\$99.68
03/25/2022	*1073 *1073	Dividend	LMT LOCKHEED MARTIN CORP 032522 63	\$176.40
03/25/2022	*1073 *1073	Dividend	SU SUNCOR ENERGY INC NEW 032522 538	\$180.64
03/25/2022	*1073 *1073	Withholding	SU FRGN-W/H @ SOURCE SUNCOR ENERGY INC NEW	-\$27.10
03/25/2022	*1073 *1073	Sell	-182 VWDY VESTAS WIND SYSTEMS UNSPONS ADR @ \$9.4026	\$1,711.26
03/25/2022	*1073 *1073	Dividend	LIN LINDE PLC 032522 98	\$114.66
03/25/2022	*1073 *1073	Sell	-13 NXPI NXP SEMICONDUCTORS NV @ \$189.1575	\$2,459.04
03/24/2022	*0538 *0538	Dividend	RTX RAYTHEON TECHNOLOGIES CORP 032422 69	\$35.19
03/24/2022	GLOBAL DIVIDEND *1819	Dividend	QCOM QUALCOMM INC 032422 65	\$44.20
03/24/2022	*1073 *1073	Stock Distrib	789 WRB BERKLEY W R CORPORAT.RT	\$0.00
03/24/2022	*1073 *1073	Cash In Lieu	WRB BERKLEY W R CORPORATION 032322 .50000	\$32.64
03/24/2022	*1073 *1073	Dividend	CI CIGNA CORP NEW 032422 64	\$71.68
03/24/2022	*1073 *1073	Withholding	CABGY FRGN-W/H @ SOURCE CARLSBERG AS-B SPON ADR	-\$106.14
03/24/2022	*1073 *1073	Dividend	CABGY CARLSBERG AS-B SPONSORED ADR 032422 553	\$393.10
03/24/2022	*1073 *1073	Charge	CABGY CARLSBERG AS-B 553	-\$21.97
03/24/2022	*1073	Dividend	HD HOME DEPOT INC 032422 132	\$250.80


	*1073			
03/24/2022	*1073	Dividend	NVDA NVIDIA CORP 032422 353	\$14.12
	*1073			
03/24/2022	*1073	Dividend	POOL POOL CORP 032422 378	\$302.40
	*1073			
03/24/2022	*1073	Dividend	RTX RAYTHEON TECHNOLOGIES CORP 032422 380	\$193.80
	*1073			
03/24/2022	*1073	Buy	115 THLLY THALES SA UNSFON ADR @ \$25.8289	-\$2,970.32
	*1073			
03/24/2022	*1073	Buy	17 THO THOR INDUSTRIES @ \$83.0398	-\$1,411.68
	*1073			
03/24/2022	*1073	Sell	-11 NXPI NXP SEMICONDUCTORS NV @ \$188.3579	\$2,071.93
	*1073			
03/23/2022	*0538	Dividend	BLK BLACKROCK INC 032322 19	\$92.72
	*0538			
03/23/2022	*1073	Dividend	WRB BERKLEY W R CORPORATION 032322 1,579	\$205.27
	*1073			
03/23/2022	*1073	Dividend	BLK BLACKROCK INC 032322 64	\$312.32
	*1073			
03/23/2022	*1073	Dividend	EQIX EQUINIX INC 032322 42	\$130.20
	*1073			
03/23/2022	*1073	Sell	-111 EQNR EQUINOR ASA ADR SPONSORED @ \$36.5203	\$4,053.74
	*1073			
03/23/2022	*1073	Buy	126 INTC INTEL CORP @ \$48.5587	-\$6,118.40
	*1073			
03/22/2022	*0538	Dividend	UNH UNITEDHEALTH GROUP INC 032222 43	\$62.35
	*0538			
03/22/2022	GLOBAL DIVIDEND *1819	Dividend	SWK STANLEY BLACK & DECKER INC 032222 59	\$46.61
03/22/2022	GLOBAL DIVIDEND *1819	Charge	UL UNILEVER PLC SPONS 241	-\$1.21
03/22/2022	GLOBAL DIVIDEND *1819	Dividend	UL UNILEVER PLC SPONS ADR 032222 241	\$117.44
03/22/2022	*1073	Sell	-22 BMRN BIOMARIN PHARMACEUTICAL INC @ \$81.8228	\$1,800.09
	*1073			
03/22/2022	*1073	Buy	46 MNST MONSTER BEVERAGE CORP @ \$81.1973	-\$3,735.08
	*1073			
03/22/2022	*1073	Charge	UL UNILEVER PLC SPONS 331	-\$1.66
	*1073			
03/22/2022	*1073	Dividend	UL UNILEVER PLC SPONS ADR 032222 331	\$161.30
	*1073			
03/22/2022	*1073	Dividend	UNH UNITEDHEALTH GROUP INC 032222 313	\$453.85
	*1073			
03/21/2022	*0538	Dividend	VFC V F CORPORATION 032122 125	\$62.50
	*0538			
03/21/2022	*1073	Dividend	VFC V F CORPORATION 032122 173	\$86.50
	*1073			
03/18/2022	*9071	Reinvest Dividend	11.332 TIBAX THORNBURG INVT TR EDP INVT INCOME BUILDER FD CL A	-\$266.42
	*9071			
03/18/2022	*9071	Dividend	TIBAX THORNBURG INVT TR ♦* INVT INCOME BUILDER FD CL A 031722 1,332.82200	\$266.42
	*9071			

03/18/2022	*1073 *1073	Dividend	CHE CHEMED CORP 031822 166	\$59.76
03/18/2022	*1073 *1073	Buy	3 DXCM DEXCOM INC @ \$464.1811	-\$1,392.54
03/18/2022	*1073 *1073	Buy	13 NFLX NETFLIX.COM INC @ \$377.0530	-\$4,901.69
03/18/2022	*1073 *1073	Reinvest Dividend	55.287 PIREX PRINCIPAL INV FUND EDP REAL ESTATE SECS FD CL INSTL	-\$1,780.24
03/18/2022	*1073 *1073	Dividend	PIREX PRINCIPAL INV FUND ♦* REAL ESTATE SECS FD CL INSTL 031722 18,467.24900	\$1,780.24
03/18/2022	*1073 *1073	Dividend	TER TERADYNE INCORPORATED 031822 1,128	\$124.08

< 10 of 19 >



Activity Disclosures and Definitions



**Investment and Insurance Products are:**

- Not Insured by the FDIC or Any Federal Government Agency
- Not a Deposit or Other Obligation of, or Guaranteed by, the Bank or Any Bank Affiliate
- Subject to Investment Risks, Including Possible Loss of the Principal Amount Invested

© 2022 Wells Fargo Clearing Services, LLC. All rights reserved.

Wells Fargo Advisors is a trade name used by Wells Fargo Clearing Services, LLC (WFCS), Member SIPC<sup>®</sup>, a registered broker-dealer and non-bank affiliate of Wells Fargo & Company.

Insurance products are offered through our affiliated non-bank insurance agencies.

All Brokerage Accounts



Date	Account	Activity	Description	Amount
03/18/2022	*1073 *1073	Buy	7 WDAY WORKDAY INC CLASS A @ \$241.2622	-\$1,688.84
03/17/2022	*0538 *0538	Dividend	FDS FACTSET RESEARCH SYSTEMS INC 031722 34	\$27.88
03/17/2022	*9071 *9071	Dividend	WSHFX WASH MUTUAL INVESTORS ◆* FUND CLASS F-1 031722 766.03600	\$150.53
03/17/2022	*9071 *9071	Reinvest Dividend	2.624 WSHFX WASH MUTUAL INVESTOREDP FUND CLASS F-1	-\$150.53
03/17/2022	GLOBAL DIVIDEND *1819	Dividend	NVS NOVARTIS AG SPON ADR 031722 136	\$452.23
03/17/2022	GLOBAL DIVIDEND *1819	Withholding	NVS FRGN-W/H @ SOURCE NOVARTIS AG	-\$158.28
03/17/2022	*1073 *1073	Sell	-25 BMRN BIOMARIN PHARMACEUTICAL INC @ \$80.6163	\$2,015.40
03/17/2022	*1073 *1073	Withholding	NVS FRGN-W/H @ SOURCE NOVARTIS AG	-\$183.88
03/17/2022	*1073 *1073	Dividend	NVS NOVARTIS AG SPON ADR 031722 158	\$525.38
03/16/2022	GLOBAL DIVIDEND *1819	Dividend	DUK DUKE ENERGY CORP COM NEW 031622 50	\$49.25
03/16/2022	*1073 *1073	Dividend	NOC NORTHROP GRUMMAN CORP NEW 031622 88	\$138.16
03/15/2022	*0538 *0538	Dividend	MCD MCDONALDS CORP 031522 47	\$64.86
03/15/2022	*0538 *0538	Dividend	NEE NEXTERA ENERGY INC 031522 284	\$120.70
03/15/2022	GLOBAL DIVIDEND *1819	Dividend	NEE NEXTERA ENERGY INC 031522 144	\$61.20
03/15/2022	*1073 *1073	Dividend	BSY BENTLEY SYSTEMS INC CL B 031522 2,398	\$71.94
03/15/2022	*1073 *1073	Dividend	CSX CSX CORP 031522 774	\$77.40
03/15/2022	*1073 *1073	Dividend	EFX EQUIFAX INC 031522 520	\$202.80
03/15/2022	*1073 *1073	Interest	PENNSYLVANIA ECON DEV FING AUTH REV UPMC B/E CPN 4.000% DUE 03/15/33 DTD 09/28/16 FC 03/15/17 CALL1 09/15/26 @	\$1,200.00

100,000 031522 60,000, CUSIP-70869PLP0

03/14/2022	*0538 *0538	Dividend	MMM 3M CO 031222 47	\$70.03
03/14/2022	*1073 *1073	Dividend	IBKR INTERACTIVE BROKERS GRP 031422 1,446	\$144.60
03/14/2022	*1073 *1073	Dividend	PXD PIONEER NAT RES CO 031422 108	\$324.00
03/14/2022	*1073 *1073	Dividend	PXD PIONEER NAT RES CO 031422 108	\$84.24
03/14/2022	*1073 *1073	Dividend	LYB LYONDELLBASELL INDUSTRIES AF SCA CLASS A 031422 194	\$219.22
03/11/2022	*0538 *0538	Dividend	PPG P P G INDUSTRIES INC 031122 49	\$28.91
03/11/2022	*1073 *1073	Sell	-23 BMRN BIOMARIN PHARMACEUTICAL INC @ \$76.5552	\$1,760.76
03/11/2022	*1073 *1073	Dividend	DOW DOW INC 031122 410	\$287.00
03/11/2022	*1073 *1073	Sell	-10,000 FRISCO TX GO BDS COLLIN AND DENTON CNTY 2019 G/O LTD B/E CPN 5.000% DUE 02/15/29 DTD 06/15/19 FC 02/15/20 CALL 02/15/28 @ 100.000, CUSIP-358776WK4 @ \$116.1700	\$11,658.67
03/11/2022	*1073 *1073	Dividend	HON HONEYWELL INTERNATIONAL INC 031122 150	\$147.00
03/10/2022	*0538 *0538	Dividend	CVX CHEVRON CORPORATION 031022 63	\$89.46
03/10/2022	*0538 *0538	Dividend	EMR EMERSON ELECTRIC CO 031022 113	\$58.20
03/10/2022	*0538 *0538	Dividend	MSFT MICROSOFT CORP 031022 209	\$129.58
03/10/2022	*0538 *0538	Dividend	TGT TARGET CORP 031022 76	\$68.40
03/10/2022	GLOBAL DIVIDEND *1819	Buy	31 AZN ASTRAZENECA PLC SPON ADR @ \$60.9086	-\$1,888.17
03/10/2022	GLOBAL DIVIDEND *1819	Sell	-233 BASFY BASF SE SPONSORED ADR @ \$14.5200	\$3,383.14
03/10/2022	GLOBAL DIVIDEND *1819	Sell	-76 CVS CVS HEALTH CORPORATION @ \$104.0381	\$7,906.84
03/10/2022	GLOBAL DIVIDEND *1819	Sell	-125 KO COCA-COLA COMPANY @ \$57.7939	\$7,224.20
03/10/2022	GLOBAL DIVIDEND *1819	Buy	34 LVMUY LVMH MOET HENNESSY LOUIS VUITTON ADR @ \$131.2400	-\$4,475.55
03/10/2022	GLOBAL DIVIDEND *1819	Sell	-6 LMT LOCKHEED MARTIN CORP @ \$445.2648	\$2,871.57
03/10/2022	GLOBAL DIVIDEND *1819	Dividend	MSFT MICROSOFT CORP 031022 22	\$13.64
03/10/2022	GLOBAL DIVIDEND *1819	Buy	40 PEP PEPSICO INCORPORATED @ \$154.6064	-\$6,184.25
03/10/2022	GLOBAL DIVIDEND *1819	Buy	45 SNY SANOFI ADR @ \$51.4286	-\$2,321.23
03/10/2022	GLOBAL DIVIDEND *1819	Buy	29 SIEGY SIEMENS A G - ADR @ \$68.4800	-\$1,985.92

03/10/2022	GLOBAL DIVIDEND *1819	Dividend	SNA SNAP-ON INC 031022 24	\$34.08
03/10/2022	GLOBAL DIVIDEND *1819	Sell	-402 TAK TAKEDA ADR PHARMACEUTICAL CO LTD SPONSORED ADR @ \$14.5324	\$5,841.99
03/10/2022	GLOBAL DIVIDEND *1819	Buy	20 TOELY TOKYO ELECTRON LTD-UNSPN ADR @ \$114.4900	-\$2,289.80
03/10/2022	GLOBAL DIVIDEND *1819	Buy	74 CCEP COCA-COLA EUROPACIFIC PARTNERS PLC @ \$45.4617	-\$3,364.16
03/10/2022	*1073 *1073	Buy	6 ABB ABB LTD -SPONS ADR @ \$33.1300	-\$198.78
03/10/2022	*1073 *1073	Sell	-5 AAGIY AIA GROUP LTD SPONSORED ADR @ \$37.7150	\$188.58
03/10/2022	*1073 *1073	Buy	15 AIQYU AIR LIQUIDE ADR @ \$31.5750	-\$475.05
03/10/2022	*1073 *1073	Buy	14 AKZOY AKZO NOBEL NV SPONSORED ADE NEW @ \$28.2450	-\$395.43

< 11 of 19 >

**Activity Disclosures and Definitions**



**Investment and Insurance Products are:**

- Not Insured by the FDIC or Any Federal Government Agency
- Not a Deposit or Other Obligation of, or Guaranteed by, the Bank or Any Bank Affiliate
- Subject to Investment Risks, Including Possible Loss of the Principal Amount Invested

© 2022 Wells Fargo Clearing Services, LLC. All rights reserved.

Wells Fargo Advisors is a trade name used by Wells Fargo Clearing Services, LLC (WFCS), Member SIPC<sup>®</sup>, a registered broker-dealer and non-bank affiliate of Wells Fargo & Company.

Insurance products are offered through our affiliated non-bank insurance agencies.

# WELLS FARGO ADVISORS

## All Brokerage Accounts

Priced as of 12:07 ET  
on 05/23/2022

 Refresh

 Quick Links

Go

Date	Account	Activity	Description	Amount
03/10/2022	*1073	Buy	16 NGLOY ANGLO AMERICAN PLC ADR	-
	*1073		SPON @ \$25.1150	-\$401.84
03/10/2022	*1073	Buy	9 BP BP PLC SPONS ADR @ \$28.9354	-\$260.42
	*1073			
03/10/2022	*1073	Buy	14 SAN BANCO SANTANDER CENT HISPANO	-
	*1073		SPON ADR @ \$3.1954	-\$44.82
03/10/2022	*1073	Sell	-6 NCBY BANDAI NAMCO UNSPON ADR	\$227.85
	*1073		HOLDINGS INC @ \$37.9750	
03/10/2022	*1073	Buy	12 BCS BARCLAYS PLC ADR @ \$8.5861	-\$103.03
	*1073			
03/10/2022	*1073	Dividend	CDW CDW CORPORATION OF DELAWARE	\$389.00
	*1073		031022 778	
03/10/2022	*1073	Buy	23 CABGY CARLSBERG AS-B SPONSORED	-
	*1073		ADR @ \$24.3000	-\$558.90
03/10/2022	*1073	Dividend	CVX CHEVRON CORPORATION 031022 285	\$404.70
	*1073			
03/10/2022	*1073	Buy	30 CFRUY COMPAGNIE FINANCIERE	-
	*1073		RICHEMONT SA-UNSPON ADR @ \$11.9700	-\$359.10
03/10/2022	*1073	Dividend	CMPGY COMPASS GRP PLC ADR	\$128.88
	*1073		SPONSORED NEW JUNE 2017 031022 693	
03/10/2022	*1073	Charge	CMPGY COMPASS GRP PLC AD 693	-\$13.86
	*1073			
03/10/2022	*1073	Sell	-10 CTTAY CONTINENTAL AG SPON ADR @	\$70.95
	*1073		\$7.0950	
03/10/2022	*1073	Buy	1 DBSDY DBS GROUP HOLDINGS SPON ADR	-
	*1073		@ \$96.4000	-\$96.40
03/10/2022	*1073	Buy	19 DKILY DAIKIN INDUSTRIES LTD - UNSPON	-\$339.38
	*1073		ADR @ \$17.8620	
03/10/2022	*1073	Sell	-1 DSCSY DISCO CORP ADR @ \$52.7350	\$52.74
	*1073			
03/10/2022	*1073	Buy	141 ENLAY ENEL SOCIETA PER AZIONI ADR	-\$897.85
	*1073		@ \$6.3550	
03/10/2022	*1073	Buy	41 ENGIY ENGIE SPON ADR 1 RCPT= 1 ORD	-\$501.78
	*1073		SHRS @ \$12.2020	
03/10/2022	*1073	Sell	-2 EQNR EQUINOR ASA ADR SPONSORED @	\$65.58
	*1073		\$32.7900	
03/10/2022	*1073	Buy	5 FITSY FUJITSU LTD ADR NEW @ \$28.0200	-\$140.10

	*1073			
03/10/2022	*1073	Buy	21 IDEXY INDUSTRIA DE DISENO TEXTILE INDITEX SA ADR @ \$11.9550	-\$251.56
	*1073			
03/10/2022	*1073	Buy	16 IFNNY INFINEON TECHNOLOGIES AG ADR @ \$30.5900	-\$489.44
	*1073			
03/10/2022	*1073	Buy	20 LGRDY LEGRAND SA ADR @ \$18.3550	-\$368.20
	*1073			
03/10/2022	*1073	Dividend	LLY ELI LILLY & CO 031022 62	\$60.76
	*1073			
03/10/2022	*1073	Sell	-2 MKTAY MAKITA CORPORATION ADR NEW 11/76 @ \$31.6700	\$63.34
	*1073			
03/10/2022	*1073	Buy	25 MKKGY MERCK KGAA SPONSORED ADR @ \$38.4800	-\$962.00
	*1073			
03/10/2022	*1073	Dividend	MSFT MICROSOFT CORP 031022 851	\$527.62
	*1073			
03/10/2022	*1073	Buy	2 MTUAY MTU AERO ENGINES AG UNSPON ADR @ \$107.8800	-\$215.76
	*1073			
03/10/2022	*1073	Sell	-1 NVS NOVARTIS AG SPON ADR @ \$83.6175	\$83.62
	*1073			
03/10/2022	*1073	Sell	-29 OCPNY OLYMPUS CORP-SPON ADR @ \$18.2950	\$530.56
	*1073			
03/10/2022	*1073	Sell	-5 PSO PEARSON PLC SPONS ADR @ \$8.7650	\$43.83
	*1073			
03/10/2022	*1073	Buy	8 PRNDY PERNOD RICARD S A ADR SPONSORED @ \$40.1250	-\$321.00
	*1073			
03/10/2022	*1073	Buy	2 PUK PRUDENTIAL PLC SPON ADR @ \$28.9092	-\$57.82
	*1073			
03/10/2022	*1073	Buy	32 RELX RELX PLC ADR SPON 1 RCPT= 1 ORD SHRS @ \$27.9287	-\$893.72
	*1073			
03/10/2022	*1073	Dividend	ROL ROLLINS INC 031022 1,819	\$181.90
	*1073			
03/10/2022	*1073	Buy	12 RDSMY KONINKLIJKE DSM NV-ADR @ \$42.1780	-\$506.14
	*1073			
03/10/2022	*1073	Buy	3 RYAAY RYANAIR HLDGS PLC SPONSORED ADR NEW @ \$81.7500	-\$245.25
	*1073			
03/10/2022	*1073	Sell	-6 RYKKY RYOHIN KEIKAKU CO UNSP ADR @ \$13.4100	\$80.46
	*1073			
03/10/2022	*1073	Buy	14 SAFRY SAFRAN SA-UNSPON ADR @ \$28.1900	-\$395.84
	*1073			
03/10/2022	*1073	Buy	6 SAXPY SAMPO OYJ-A SHS UNSP ADR @ \$22.3400	-\$134.04
	*1073			
03/10/2022	*1073	Buy	8 SNY SANOFI ADR @ \$51.7000	-\$414.84
	*1073			
03/10/2022	*1073	Dividend	SMG SCOTT'S MIRACLE-GRO CO CLASS A 031022 1,033	\$681.78
	*1073			
03/10/2022	*1073	Buy	21 SMNNY SHIMANO INC ADR @ \$22.3350	-\$469.04
	*1073			
03/10/2022	*1073	Sell	-1 SNN SMITH & NEPHEW PLC ADR @ \$31.5200	\$31.52
	*1073			
03/10/2022	*1073	Sell	-27 SMFG SUMITOMO MITSUI FINL GROUP INC SPON ADR @ \$6.5870	\$177.85
	*1073			
03/10/2022	*1073	Sell	-18 SU SUNCOR ENERGY INC NEW @	\$577.47

	*1073		\$32.0819	
03/10/2022	*1073	Sell	-2 SZKMY SUZUKI MOTOR CORP ADR @ \$130.2800	\$260.56
03/10/2022	*1073	Sell	-12 TELNY TELENOR ASA-ADS @ \$14.5780	\$174.94
03/10/2022	*1073	Sell	-11 TSCDY TESCO PLC SPON NEW ADR @ \$10.7580	\$118.34
03/10/2022	*1073	Buy	374 THLLY THALES SA UNSPON ADR @ \$24.4578	-\$9,147.22
03/10/2022	*1073	Buy	6 UL UNILEVER PLC SPONS ADR @ \$44.6299	-\$267.78

< 12 of 19 >

**Activity Disclosures and Definitions**



**Investment and Insurance Products are:**

- Not Insured by the FDIC or Any Federal Government Agency
- Not a Deposit or Other Obligation of, or Guaranteed by, the Bank or Any Bank Affiliate
- Subject to Investment Risks, Including Possible Loss of the Principal Amount Invested

© 2022 Wells Fargo Clearing Services, LLC. All rights reserved.

Wells Fargo Advisors is a trade name used by Wells Fargo Clearing Services, LLC (WFCS), Member SIPC<sup>®</sup>, a registered broker-dealer and non-bank affiliate of Wells Fargo & Company.

Insurance products are offered through our affiliated non-bank insurance agencies.

**WELLS FARGO ADVISORS**

Priced as of 12:07 ET  
on 05/23/2022

All Brokerage Accounts



Refresh



Quick Links

Go

Date	Account	Activity	Description	Amount
03/10/2022	*1073 *1073	Dividend	UPS UNITED PARCEL SERVICE-B 031022 250	\$380.00
03/10/2022	*1073 *1073	Buy	29 VWDY VESTAS WIND SYSTEMS UNSPONS ADR @ \$10.3250	-\$299.43
03/10/2022	*1073 *1073	Buy	7 VWAPY VOLKSWAGEN AG ADR REPSTG PREF SHS @ \$15.9650	-\$111.76
03/10/2022	*1073 *1073	Buy	14 VONOV VONOVIA SE ADR @ \$24.7550	-\$346.57
03/10/2022	*1073 *1073	Buy	6 WTKWY WOLTERS KLUWER N V SPONSORED ADR @ \$98.1850	-\$589.11
03/10/2022	*1073 *1073	Sell	-2 ACN ACCENTURE PLC IRELAND SHARES CLASS A @ \$306.9230	\$613.85
03/10/2022	*1073 *1073	Sell	-53 CLVT CLARIVATE PLC @ \$14.2779	\$756.73
03/10/2022	*1073 *1073	Buy	6 FERG FERGUSON PLC NEW @ \$140.0600	-\$840.36
03/10/2022	*1073 *1073	Buy	2 LIN LINDE PLC @ \$286.1736	-\$572.35
03/09/2022	*1073 *1073	Sell	-20 BMRN BIOMARIN PHARMACEUTICAL INC @ \$78.6093	\$1,572.18
03/08/2022	*0538 *0538	Dividend	AMGN AMGEN INC 030822 67	\$129.98
03/08/2022	*0538 *0538	Dividend	ADI ANALOG DEVICES INC 030822 114	\$86.64
03/08/2022	*0538 *0538	Dividend	JNJ JOHNSON & JOHNSON 030822 119	\$126.14
03/08/2022	*9071 *9071	SXCH	402.423 WFDAX ALLSPRING EDP DISCOVERY FUND CLASS A	\$0.00
03/08/2022	*9071 *9071	SXCH	-552.829 WDSOX ALLSPRING EDP DISCOVERY FUND CLASS C	\$0.00
03/08/2022	GLOBAL DIVIDEND *1819	Dividend	ADI ANALOG DEVICES INC 030822 61	\$46.36
03/08/2022	GLOBAL DIVIDEND *1819	Dividend	JNJ JOHNSON & JOHNSON 030822 81	\$85.86
03/08/2022	*1073 *1073	Dividend	JNJ JOHNSON & JOHNSON 030822 229	\$242.74
03/08/2022	*1073	Dividend	NDSN NORDSON CORP 030822 546	\$278.46

	*1073			
03/08/2022	*1073	Dividend	TSCO TRACTOR SUPPLY COMPANY 030822 134	\$123.28
	*1073			
03/08/2022	*1073	Sell	-23 FERG FERGUSON PLC NEW @ \$137.9262	\$3,172.28
	*1073			
03/07/2022	*1073	Sell	-97 ADDYY ADIDAS AG-SPON ADR @ \$96.0723	\$9,318.96
	*1073			
03/07/2022	*1073	Buy	17 DXCM DEXCOM INC @ \$425.1747	-\$7,227.97
	*1073			
03/07/2022	*1073	Buy	13 ISRG INTUITIVE SURGICAL INC COM NEW @ \$295.6740	-\$3,843.76
	*1073			
03/07/2022	*1073	Sell	-18 NVDA NVIDIA CORP @ \$220.0596	\$3,961.05
	*1073			
03/07/2022	*1073	Sell	-312 UNVGY UNIVERSAL MUSIC GRP ADR NV UNSPON 1 RCPT= .5 ORD SHRS @ \$10.0930	\$3,149.00
	*1073			
03/04/2022	*1073	Buy	76 MKKGY MERCK KGAA SPONSORED ADR @ \$39.9795	-\$3,038.44
	*1073			
03/04/2022	*1073	Dividend	PFE PFIZER INCORPORATED 030422 840	\$336.00
	*1073			
03/03/2022	GLOBAL DIVIDEND *1819	Dividend	TJX TJX COS INC NEW 030322 158	\$41.08
	*1073			
03/03/2022	*1073	Dividend	DFS DISCOVER FINANCIAL 030322 151	\$75.50
	*1073			
03/03/2022	*1073	Sell	-47 MSCI MSCI INC @ \$511.9720	\$24,062.56
	*1073			
03/03/2022	*1073	Buy	64 SPLK SPLUNK INC @ \$122.5654	-\$7,844.19
	*1073			
03/02/2022	*1073	Sell	-43 APD AIR PRODUCTS & CHEMICALS INC @ \$232.7636	\$10,008.78
	*1073			
03/02/2022	*1073	Sell	-69 BMRN BIOMARIN PHARMACEUTICAL INC @ \$77.8557	\$5,372.01
	*1073			
03/02/2022	*1073	Dividend	CAG CONAGRA BRANDS INC 030222 276	\$86.25
	*1073			
03/02/2022	*1073	Sell	-247 ENB ENBRIDGE INC @ \$44.2798	\$10,937.05
	*1073			
03/02/2022	*1073	Buy	89 LHX L3HARRIS TECHNOLOGIES INC @ \$251.3193	-\$22,367.42
	*1073			
03/02/2022	*1073	Sell	-104 MSCI MSCI INC @ \$511.8528	\$53,232.42
	*1073			
03/02/2022	*1073	Sell	-33 PNC PNC FINANCIAL SERVICES GROUP @ \$194.3227	\$6,412.62
	*1073			
03/01/2022	*3958	Dividend	TFC TRUIST FINL CORP 030122 1,283	\$615.84
	*3958			
03/01/2022	*0538	Dividend	AFL AFLAC INC 030122 245	\$98.00
	*0538			
03/01/2022	*0538	Dividend	PSX PHILLIPS 66 030122 159	\$146.28
	*0538			
03/01/2022	*0538	Dividend	WEC WEC ENERGY GROUP INC 030122 122	\$88.76
	*0538			
03/01/2022	*0283	Dividend	MUI BLACKROCK MUNICIPAL INCOME FUND INC 030122 7,000	\$378.00
	*0283			

03/01/2022	*0283 *0283	Dividend	BTT BLACKROCK MUN 2030TARGET TERM TR-SHS BEN INTEREST 030122 4,500	\$280.80
03/01/2022	*0283 *0283	Dividend	COFI CAPITAL ONE FIN 5.00%PFD NON-CUM SER I PERP MTY CALL 12/01/24@ 25 CPN 5.000% FC 12/01/19 030122 5,000, CUSIP- 14040H824	\$1,562.50
03/01/2022	*0283 *0283	Dividend	FNSXX FIDELITY INVESTMENTS ◆* MONEY MARKET FDS INSTL 022822 325,000	\$12.39
03/01/2022	*0283 *0283	Dividend	NXP NUVEEN SELECT TAX FREE INCOME PORTFOLIO SBI 030122 6,634	\$301.85
03/01/2022	*0283 *0283	Dividend	NAD NUVEEN QUALITY MUN INCOME FUND 030122 7,000	\$416.50
03/01/2022	*0283 *0283	Dividend	JCO NUVEEN CR OPPORTUNITIES 2022 TARGET TERM FD 030122 10,000	\$340.00

< 13 of 19 >

Go

Activity Disclosures and Definitions



**Investment and Insurance Products are:**

- Not Insured by the FDIC or Any Federal Government Agency
- Not a Deposit or Other Obligation of, or Guaranteed by, the Bank or Any Bank Affiliate
- Subject to Investment Risks, Including Possible Loss of the Principal Amount Invested

© 2022 Wells Fargo Clearing Services, LLC. All rights reserved.

Wells Fargo Advisors is a trade name used by Wells Fargo Clearing Services, LLC (WFCS), Member SIPC<sup>®</sup>, a registered broker-dealer and non-bank affiliate of Wells Fargo & Company.

Insurance products are offered through our affiliated non-bank insurance agencies.

All Brokerage Accounts



Date	Account	Activity	Description	Amount
03/01/2022	*0283	Dividend	JEMD NUVEEN EMERGING MKTS DEBT 2022	\$335.50
	*0283		TARGET TERN FD 030122 11,000	
03/01/2022	*0283	Reinvest Dividend	11.747 TFC TRUIST FINL CORP EDP	-\$719.50
	*0283			
03/01/2022	*0283	Dividend	TFC TRUIST FINL CORP 030122 1,498.95000	\$719.50
	*0283			
03/01/2022	*0283	Dividend	WFC WELLS FARGO & CO NEW 030122	\$15.97
	*0283		63.88782	
03/01/2022	*0283	Reinvest Dividend	0.314 WFC WELLS FARGO & CO NEWL2	-\$15.97
	*0283			
03/01/2022	*1073	Dividend	AGDYX AB ♦* HIGH INCOME FD INC	\$1,276.81
	*1073		ADVISOR CL 022822 35,701.85800	
03/01/2022	*1073	Reinvest Dividend	168.445 AGDYX AB EDP HIGH INCOME FD	-\$1,276.81
	*1073		INC.ADVISOR CL	
03/01/2022	*1073	Dividend	CPXIX COHEN & STEERS PFD ♦* SECS &	\$1,117.42
	*1073		INCOME FD INC CLASS I 022822	
			21,284.27000	
03/01/2022	*1073	Reinvest Dividend	83.827 CPXIX COHEN & STEERS PFD EDP	-\$1,117.42
	*1073		SECS & INCOME FD INC CLASS I	
03/01/2022	*1073	Interest	EAGLE PASS TX CETF OBLIG 2018 DB B/E	\$875.00
	*1073		AGM CPN 5.000% DUE 03/01/30 DTD	
			09/15/18 FC 03/01/19 CALL1 03/01/28 @	
			100.000 030122 35,000, CUSIP-269731JV8	
03/01/2022	*1073	Dividend	ENB ENBRIDGE INC 030122 745	\$503.61
	*1073			
03/01/2022	*1073	Withholding	ENB FRGN-W/H @ SOURCE ENBRIDGE INC	-\$75.54
	*1073			
03/01/2022	*1073	Dividend	GWW GRAINGER W W INC 030122 81	\$131.22
	*1073			
03/01/2022	*1073	Dividend	IFNNY INFINEON TECHNOLOGIES AG ADR	\$79.10
	*1073		030122 259	
03/01/2022	*1073	Charge	IFNNY INFINEON TECHNOLOG 259	-\$3.89
	*1073			
03/01/2022	*1073	Withholding	IFNNY FRGN-W/H @ SOURCE INFINEON	-\$20.86
	*1073		TECHNOLOGIES	
03/01/2022	*1073	Dividend	INTC INTEL CORP 030122 571	\$208.42
	*1073			

03/01/2022	*1073	Interest	MECKLENBURG CNTY NC PUB IMPT BDS	\$150.00
	*1073		2018 G/O UNLTD B/E CPN 3.000% DUE	
			03/01/30 DTD 09/27/18 FC 03/01/19	
			030122 10,000, CUSIP-584002WE5	
03/01/2022	*1073	Dividend	TFC TRUIST FINL CORP 030122 301	\$144.48
	*1073			
03/01/2022	*1073	Dividend	V VISA INC CLASS A 030122 484	\$181.50
	*1073			
03/01/2022	*1073	Dividend	ZTS ZOETIS INC CLASS A 030122 268	\$87.10
	*1073			
02/28/2022	*3958	Interest	STANDARD BANK DEPOSIT 022822 21,286	\$0.16
	*3958			
02/28/2022	*0538	Interest	STANDARD BANK DEPOSIT 022822 9,925	\$0.07
	*0538			
02/28/2022	*0283	Interest	STANDARD BANK DEPOSIT 022822 25,149	\$1.03
	*0283			
02/28/2022	*0283	Dividend	AOD ABERDEEN TOTAL DYNAMIC DIVIDEND	\$575.00
	*0283		FD BEN INT 022822 10,000	
02/28/2022	*0283	Dividend	IGR CBRE CLARION GLOBAL REAL ESTATE	\$600.00
	*0283		INCOME FUND 022822 12,000	
02/28/2022	*0283	Dividend	IVH DELAWARE IVY HIGH INCOME	\$624.00
	*0283		OPPORTUNITIES FD 022822 8,000	
02/28/2022	*0283	Dividend	VKQ INVESCO MUNICIPAL TRUST 022822	\$405.60
	*0283		8,000	
02/28/2022	*0283	Dividend	VBF INVESCO BOND FUND 022822 5,000	\$260.00
	*0283			
02/28/2022	*0283	Dividend	IIM INVESCO VALUE MUNICIPAL INCOME	\$448.00
	*0283		TRUST 022822 7,000	
02/28/2022	*0283	Dividend	PGX INVESCO TR II ETF PFD 022822 7,000	\$397.95
	*0283			
02/28/2022	*0283	Dividend	PHT PIONEER HIGH INCOME FUND INC	\$625.00
	*0283		022822 10,000	
02/28/2022	GLOBAL DIVIDEND	Interest	STANDARD BANK DEPOSIT 022822 3,444	\$0.03
	*1819			
02/28/2022	*1073	Interest	EXPANDED BANK DEPOSIT 022822 322,492	\$2.57
	*1073			
02/28/2022	*1073	Buy	75 NCBDY BANDAI NAMCO UNSPON ADR	-\$2,710.47
	*1073		HOLDINGS INC @ \$36.1396	
02/28/2022	*1073	Dividend	CMS CMS ENERGY CORP 022822 325	\$149.50
	*1073			
02/28/2022	*1073	Sell	-24 HD HOME DEPOT INC @ \$313.3625	\$7,520.66
	*1073			
02/28/2022	*1073	Dividend	MSCI MSCI INC 022822 274	\$284.96
	*1073			
02/28/2022	*1073	Buy	6 OCPNY OLYMPUS CORP-SPON ADR @	-\$122.45
	*1073		\$20.4081	
02/28/2022	*1073	Buy	216 OCPNY OLYMPUS CORP-SPON ADR @	-\$4,338.06
	*1073		\$20.0836	
02/28/2022	*1073	Cash In Lieu	SPGI S&P GLOBAL INC	\$251.69
	*1073			
02/28/2022	*1073	Merger	91 SPGI S&P GLOBAL INC 9W3	\$0.00
	*1073			

02/28/2022	*1073 *1073	Sell	-145 SDVKY SANDVIK AB SPONSORED ADR @ \$21.6300	\$3,136.33
02/28/2022	*1073 *1073	Buy	22 ZTS ZOETIS INC CLASS A @ \$193.3838	-\$4,254.44
02/28/2022	*1073 *1073	Merger	-323 INFO IHS MARKIT LTD 9W3	\$0.00
02/25/2022	*1073 *1073	Dividend	COF CAPITAL ONE FINANCIAL CORP 022522 149	\$89.40
02/25/2022	*1073 *1073	Withholding	EQNR FRGN-W/H @ SOURCE EQUINOR ASA ADR	-\$15.21
02/25/2022	*1073 *1073	Charge	EQNR EQUINOR ASA 338	-\$1.69
02/25/2022	*1073 *1073	Dividend	EQNR EQUINOR ASA ADR SPONSORED 022522 338	\$60.84
02/25/2022	*1073 *1073	Sell	-231 IDEXY INDUSTRIA DE DISENO TEXTILE INDITEX SA ADR @ \$13.4266	\$3,101.52

< 14 of 19 >



Activity Disclosures and Definitions



**Investment and Insurance Products are:**

- Not Insured by the FDIC or Any Federal Government Agency
- Not a Deposit or Other Obligation of, or Guaranteed by, the Bank or Any Bank Affiliate
- Subject to Investment Risks, Including Possible Loss of the Principal Amount Invested

© 2022 Wells Fargo Clearing Services, LLC. All rights reserved.

Wells Fargo Advisors is a trade name used by Wells Fargo Clearing Services, LLC (WFCS), Member SIPC<sup>®</sup>, a registered broker-dealer and non-bank affiliate of Wells Fargo & Company.

Insurance products are offered through our affiliated non-bank insurance agencies.

**WELLS FARGO ADVISORS**

All Brokerage Accounts

Priced as of 12:07 ET  
on 05/23/2022

Refresh

Quick Links

Go

Date	Account	Activity	Description	Amount
02/25/2022	*1073 *1073	Buy	10 ETN EATON CORP PLC @ \$153.2685	-\$1,532.69
02/24/2022	*3958 *3958	Dividend	RY ROYAL BANK CANADA MONTREAL QUE 022422 334	\$311.36
02/24/2022	*3958 *3958	Withholding	RY FRGN-W/H @ SOURCE ROYAL BANK CANADA	-\$46.70
02/24/2022	*0538 *0538	Dividend	PAYX PAYCHEX INC 022422 135	\$89.10
02/24/2022	*0283 *0283	Wire Transfer	WIRE TO FIRST CITIZENS 0224187031R007417	-\$1,000,000.00
02/24/2022	*1073 *1073	Sell	-19 HD HOME DEPOT INC @ \$306.6356	\$5,826.05
02/23/2022	GLOBAL DIVIDEND *1819	Withholding	SIEGY FRGN-W/H @ SOURCE SIEMENS A G - ADR	-\$88.65
02/23/2022	GLOBAL DIVIDEND *1819	Dividend	SIEGY SIEMENS A G - ADR 022322 148	\$336.10
02/23/2022	*1073 *1073	Buy	74 MTUAY MTU AERO ENGINES AG UNSPON ADR @ \$117.8462	-\$8,720.62
02/23/2022	*1073 *1073	Buy	92 OCPNY OLYMPUS CORP-SPON ADR @ \$20.6400	-\$1,898.88
02/23/2022	*1073 *1073	Sell	-96 SDVKY SANDVIK AB SPONSORED ADR @ \$23.9000	\$2,294.39
02/22/2022	*0538 *0538	Dividend	NSC NORFOLK SOUTHERN CORP 022122 68	\$84.32
02/22/2022	*0283 *0283	Sell	-4,000 IVH DELAWARE IVY HIGH INCOME OPPORTUNITIES FD @ \$12.8011	\$50,997.00
02/22/2022	*0283 *0283	Sell	-325,000 FNSXX FIDELITY INVESTMENTS ◆* MONEY MARKET FDS INSTL @ \$1.0000	\$324,993.00
02/22/2022	*0283 *0283	Sell	-5,500 INSI INSIGHT SELECT INCOME FD @ \$18.0802	\$99,103.49
02/22/2022	*0283 *0283	Sell	-5,000 VBF INVESCO BOND FUND @ \$17.6900	\$88,142.55
02/22/2022	*0283 *0283	Sell	-7,000 IIM INVESCO VALUE MUNICIPAL INCOME TRUST @ \$14.9454	\$104,190.54
02/22/2022	*0283 *0283	Sell	-10,000 JCO NUVEEN CR OPPORTUNITIES 2022 TARGET TERM FD @ \$8.0405	\$79,998.06
02/22/2022	*0283	Sell	-11,000 JEMD NUVEEN EMERGING MKTS	\$81,868.01


	*0283		DEBT 2022 TARGET TERN FD @ \$7.4832	
02/22/2022	*0283	Sell	-10,000 PHT PIONEER HIGH INCOME FUND	\$81,436.66
	*0283		INC @ \$8.1844	
02/22/2022	*1073	Dividend	NSC NORFOLK SOUTHERN CORP 022122 65	\$80.60
	*1073			
02/22/2022	*1073	Sell	-14 NXPI NXP SEMICONDUCTORS NV @	\$2,628.16
	*1073		\$187.7264	
02/18/2022	*1073	Buy	1 AMZN AMAZON COM INC @ \$3,057.1495	-\$3,057.15
	*1073			
02/18/2022	*1073	Dividend	BKR BAKER HUGHES A GE CO 021822 470	\$84.60
	*1073			
02/18/2022	*1073	Dividend	CAT CATERPILLAR INC 021822 87	\$96.57
	*1073			
02/18/2022	*1073	Buy	49 DSCSY DISCO CORP ADR @ \$59.2700	-\$2,904.23
	*1073			
02/18/2022	*1073	Sell	-15 HD HOME DEPOT INC @ \$347.1752	\$5,207.60
	*1073			
02/18/2022	*1073	Buy	11 NFLX NETFLIX.COM INC @ \$394.2931	-\$4,337.22
	*1073			
02/18/2022	*1073	Buy	139 OCPNY OLYMPUS CORP-SPON ADR @	-\$2,777.22
	*1073		\$19.9800	
02/18/2022	*1073	Buy	57 PYPL PAYPAL HOLDINGS INC @	-\$5,952.35
	*1073		\$104.4272	
02/18/2022	*1073	Buy	13 ETN EATON CORP PLC @ \$152.9896	-\$1,988.86
	*1073			
02/18/2022	*1073	Buy	34 LIN LINDE PLC @ \$304.7321	-\$10,360.89
	*1073			
02/17/2022	*1073	Withholding	ENLAY FRGN-W/H @ SOURCE ENEL SOCIETA	-\$107.49
	*1073		PER AZIONI	
02/17/2022	*1073	Charge	ENLAY ENEL SOCIETA PER A 1933	-\$77.25
	*1073			
02/17/2022	*1073	Dividend	ENLAY ENEL SOCIETA PER AZIONI ADR	\$413.42
	*1073		021722 1,933	
02/16/2022	*1073	Sell	-13 HD HOME DEPOT INC @ \$348.4422	\$4,529.73
	*1073			
02/15/2022	*0538	Dividend	ABT ABBOTT LABORATORIES 021522 163	\$76.61
	*0538			
02/15/2022	*0538	Dividend	CL COLGATE-PALMOLIVE CO 021522 92	\$41.40
	*0538			
02/15/2022	*0538	Dividend	PG PROCTER & GAMBLE CO 021522 90	\$78.28
	*0538			
02/15/2022	*0538	Dividend	ACN ACCENTURE PLC IRELAND SHARES	\$57.23
	*0538		CLASS A 021522 59	
02/15/2022	GLOBAL DIVIDEND	Dividend	HAS HASBRO INC 021522 113	\$76.84
	*1819			
02/15/2022	GLOBAL DIVIDEND	Dividend	PG PROCTER & GAMBLE CO 021522 110	\$95.68
	*1819			
02/15/2022	*1073	Dividend	ABT ABBOTT LABORATORIES 021522 175	\$82.25
	*1073			
02/15/2022	*1073	Interest	ALVIN TX INDPT SCH DIST SCHOOLHOUSE	\$200.00
	*1073		AND RFDG BDS 2019 G/O UNLTD PSF-GTD	
			CPN 4.000% DUE 02/15/39 DTB 04/01/19 FC	

08/15/19 021522 10,000, CUSIP-022447P42

02/15/2022	*1073 *1073	Buy	1 AMZN AMAZON COM INC @ \$3,125.4816	- \$3,125.48
02/15/2022	*1073 *1073	Sell	-18 FB META PLATFORMS INC CLASS A @ \$218.4521	\$3,932.12
02/15/2022	*1073 *1073	Interest	FRISCO TX GO BDS COLLIN AND DENTON CNTY 2019 G/O LTD B/E CPN 5.000% DUE 02/15/29 DTD 06/15/19 FC 02/15/20 021522 10,000, CUSIP-358776WK4	\$250.00
02/15/2022	*1073 *1073	Dividend	HRL HORMEL FOODS CORPORATION 021522 220	\$57.20
02/15/2022	*1073 *1073	Interest	KELLER TX INDPT SCH DIST ULTD TAX SCH BLDG BDS 2020 G/O UNLTD B/E CPN 4.000% DUE 02/15/40 DTD 01/01/20 FC 08/15/20 021522 10,000, CUSIP-487694SN2	\$200.00
02/15/2022	*1073 *1073	Interest	LUBBOCK TX TAX WTR WKS SYS SURP REV CTF OBLIG 2019 DB B/E CPN 4.000% DUE 02/15/39 DTD 04/15/19 FC 02/15/20 021522 45,000, CUSIP-549188Q52	\$900.00

< 15 of 19 >

**Activity Disclosures and Definitions**



**Investment and Insurance Products are:**

- Not Insured by the FDIC or Any Federal Government Agency
- Not a Deposit or Other Obligation of, or Guaranteed by, the Bank or Any Bank Affiliate
- Subject to Investment Risks, including Possible Loss of the Principal Amount Invested

© 2022 Wells Fargo Clearing Services, LLC. All rights reserved.

Wells Fargo Advisors is a trade name used by Wells Fargo Clearing Services, LLC (WFCS), Member SIPC<sup>®</sup>, a registered broker-dealer and non-bank affiliate of Wells Fargo & Company.

Insurance products are offered through our affiliated non-bank insurance agencies.

# WELLS FARGO ADVISORS

## All Brokerage Accounts

Priced as of 12:07 ET  
on 05/23/2022

 Refresh

 Quick Links

Go

Date	Account	Activity	Description	Amount
02/15/2022	*1073 *1073	Dividend	MMC MARSH AND MC LENNAN COMPANIES INC 021522 365	\$195.28
02/15/2022	*1073 *1073	Buy	9 NFLX NETFLIX.COM INC @ \$405.4623	-\$3,649.16
02/15/2022	*1073 *1073	Dividend	AON AON PLC SHS CLA 021522 82	\$41.82
02/15/2022	*1073 *1073	Dividend	ACN ACCENTURE PLC IRELAND SHARES CLASS A 021522 48	\$46.56
02/14/2022	*0538 *0538	Dividend	APD AIR PRODUCTS & CHEMICALS INC 021422 48	\$72.00
02/14/2022	GLOBAL DIVIDEND *1819	Dividend	BTI BRITISH AMERN TOB PLC SPON ADR 021422 197	\$143.79
02/14/2022	GLOBAL DIVIDEND *1819	Charge	BTI BRITISH AMERN TOB 197	-\$0.99
02/14/2022	*1073 *1073	Dividend	APD AIR PRODUCTS & CHEMICALS INC 021422 43	\$64.50
02/14/2022	*1073 *1073	Sell	-16 HD HOME DEPOT INC @ \$350.1507	\$5,602.38
02/14/2022	*1073 *1073	Sell	-5 ULTA ULTA BEAUTY INC @ \$362.5856	\$1,812.92
02/11/2022	*0538 *0538	Dividend	CLX CLOROX COMPANY 021.122 51	\$59.16
02/11/2022	GLOBAL DIVIDEND *1819	Buy	37 ABBV ABBVIE INC @ \$142.5380	-\$5,273.91
02/11/2022	GLOBAL DIVIDEND *1819	Buy	18 ADI ANALOG DEVICES INC @ \$156.6512	-\$2,819.72
02/11/2022	GLOBAL DIVIDEND *1819	Buy	91 AZN ASTRAZENECA PLC SPON ADR @ \$58.2404	-\$5,299.87
02/11/2022	GLOBAL DIVIDEND *1819	Sell	-63 CVS CVS HEALTH CORPORATION @ \$104.7447	\$6,598.88
02/11/2022	GLOBAL DIVIDEND *1819	Sell	-27 HON HONEYWELL INTERNATIONAL INC @ \$187.6208	\$5,065.73
02/11/2022	GLOBAL DIVIDEND *1819	Sell	-13 LMT LOCKHEED MARTIN CORP @ \$397.2864	\$5,164.82
02/11/2022	GLOBAL DIVIDEND *1819	Sell	-34 MDLZ MONDELEZ INTL INC @ \$66.9280	\$2,275.53
02/11/2022	GLOBAL DIVIDEND	Sell	-16 PG PROCTER & GAMBLE CO @	\$2,501.92

	*1819		\$156.3711	
02/11/2022	GLOBAL DIVIDEND *1819	Buy	25 SAP SAP SE-SPONSORED ADR @ \$120.7069	-\$3,017.67
02/11/2022	GLOBAL DIVIDEND *1819	Buy	17 SWK STANLEY BLACK & DECKER INC @ \$162.3323	-\$2,759.65
02/11/2022	GLOBAL DIVIDEND *1819	Buy	40 UL UNILEVER PLC SPONS ADR @ \$52.9342	-\$2,117.37
02/11/2022	GLOBAL DIVIDEND *1819	Buy	26 MDT MEDTRONIC PLC @ \$103.3678	-\$2,687.56
02/11/2022	*1073 *1073	Buy	21 AAPL APPLE INC @ \$172.2560	-\$3,617.38
02/11/2022	*1073 *1073	Buy	56 AZN ASTRAZENECA PLC SPON ADR @ \$58.3631	-\$3,268.34
02/11/2022	*1073 *1073	Buy	84 GM GENERAL MOTORS CO @ \$50.6570	-\$4,255.19
02/11/2022	*1073 *1073	Buy	69 GILD GILEAD SCIENCES INC @ \$62.5088	-\$4,313.11
02/11/2022	*1073 *1073	Sell	-20 HUM HUMANA INC @ \$429.6104	\$8,592.17
02/11/2022	*1073 *1073	Sell	-37 MMC MARSH AND MC LENNAN COMPANIES INC @ \$153.6355	\$5,684.48
02/11/2022	*1073 *1073	Dividend	NUE NUCOR CORP 021122 131	\$65.50
02/11/2022	*1073 *1073	Sell	-7 ULTA ULTA BEAUTY INC @ \$368.3820	\$2,578.66
02/11/2022	*1073 *1073	Buy	18 U UNITY SOFTWARE INC @ \$113.7118	-\$2,046.81
02/11/2022	*1073 *1073	Dividend	INFO IHS MARKIT LTD 021122 323	\$64.60
02/10/2022	*0538 *0538	Dividend	AAPL APPLE INC 021022 260	\$57.20
02/10/2022	*1073 *1073	Dividend	AAPL APPLE INC 021022 674	\$148.28
02/10/2022	*1073 *1073	Sell	-10 HD HOME DEPOT INC @ \$357.9859	\$3,579.84
02/09/2022	*1073 *1073	Dividend	COO COOPER COS INC NEW 020922 334	\$10.02
02/09/2022	*1073 *1073	Sell	-11 ULTA ULTA BEAUTY INC @ \$374.0554	\$4,114.59
02/08/2022	*1073 *1073	Sell	-19 HD HOME DEPOT INC @ \$359.8969	\$6,838.01
02/07/2022	*1073 *1073	Buy	54 NCBY BANDAI NAMCO UNSPON ADR HOLDINGS INC @ \$37.0184	-\$1,998.99
02/07/2022	*1073 *1073	Dividend	PNC PNC FINANCIAL SERVICES GROUP 020522 169	\$211.25
02/07/2022	*1073 *1073	Sell	-921 TSCDY TESCO PLC SPON NEW ADR @ \$11.8046	\$10,871.98
02/04/2022	*0538 *0538	Dividend	GD GENL DYNAMICS CORP 020422 62	\$73.78
02/04/2022	GLOBAL DIVIDEND *1819	Charge	SIEGY SIEMENS A G - ADR 148	-\$2.96
02/03/2022	*1073	Buy	304 VONVOY VONOVIA SE ADR @ \$28.6747	-\$8,717.11

	*1073			
02/02/2022	*0538 *0538	Dividend	LOW LOWES COMPANIES INC 020222 145	\$116.00
02/02/2022	*0283 *0283	Dividend	LOW LOWES COMPANIES INC 020222 189.47300	\$151.58
02/02/2022	*0283 *0283	Reinvest Dividend	0.635 LOW LOWES COMPANIES INC EDP	-\$151.58
02/02/2022	GLOBAL DIVIDEND *1819	Dividend	LOW LOWES COMPANIES INC 020222 34	\$27.20
02/02/2022	*1073 *1073	Sell	-115 HTHIY HITACHI LTD ADR 10 COM @ \$104.4051	\$12,006.53

< 16 of 19 >

Activity Disclosures and Definitions



**Investment and Insurance Products are:**

- Not Insured by the FDIC or Any Federal Government Agency
- Not a Deposit or Other Obligation of, or Guaranteed by, the Bank or Any Bank Affiliate
- Subject to Investment Risks, Including Possible Loss of the Principal Amount Invested

© 2022 Wells Fargo Clearing Services, LLC. All rights reserved.

Wells Fargo Advisors is a trade name used by Wells Fargo Clearing Services, LLC (WFCS), Member SIPC<sup>®</sup>, a registered broker-dealer and non-bank affiliate of Wells Fargo & Company.

Insurance products are offered through our affiliated non-bank insurance agencies.

All Brokerage Accounts



Date	Account	Activity	Description	Amount
02/01/2022	*0283 *0283	Dividend	MUI BLACKROCK MUNICIPAL INCOME FUND INC 020122 7,000	\$378.00
02/01/2022	*0283 *0283	Dividend	BTT BLACKROCK MUN 2030TARGET TERM TR-SHS BEN INTEREST 020122 4,500	\$280.80
02/01/2022	*0283 *0283	Dividend	FNSXX FIDELITY INVESTMENTS ♦* MONEY MARKET FDS INSTL 013122 325,000	\$13.61
02/01/2022	*0283 *0283	Dividend	NXP NUVEEN SELECT TAX FREE INCOME PORTFOLIO SBI 020122 6,634	\$301.85
02/01/2022	*0283 *0283	Dividend	NAD NUVEEN QUALITY MUN INCOME FUND 020122 7,000	\$416.50
02/01/2022	*0283 *0283	Dividend	JCO NUVEEN CR OPPORTUNITIES 2022 TARGET TERM FD 020122 10,000	\$340.00
02/01/2022	*0283 *0283	Dividend	JEMD NUVEEN EMERGING MKTS DEBT 2022 TARGET TERN FD 020122 11,000	\$335.50
02/01/2022	GLOBAL DIVIDEND *1819	Dividend	CVS CVS HEALTH CORPORATION 020122 139	\$76.45
02/01/2022	GLOBAL DIVIDEND *1819	Dividend	VZ VERIZON COMMUNICATIONS COM 020122 187	\$119.68
02/01/2022	*1073 *1073	Reinvest Dividend	179.916 AGDYX AB EDP HIGH INCOME FD INC ADVISOR CL	-\$1,394.35
02/01/2022	*1073 *1073	Dividend	AGDYX AB ♦* HIGH INCOME FD INC ADVISOR CL 013122 35,521.94200	\$1,394.35
02/01/2022	*1073 *1073	Dividend	CVS CVS HEALTH CORPORATION 020122 428	\$235.40
02/01/2022	*1073 *1073	Dividend	CPXIX COHEN & STEERS PFD ♦* SECS & INCOME FD INC CLASS I 013122 21,203.48800	\$1,113.18
02/01/2022	*1073 *1073	Reinvest Dividend	80.782 CPXIX COHEN & STEERS PFD EDP SECS & INCOME FD INC CLASS I	-\$1,113.18
02/01/2022	*1073 *1073	Dividend	DRI DARDEN RESTAURANTS 020122 106	\$116.60
02/01/2022	*1073 *1073	Buy	104 IFNNY INFINEON TECHNOLOGIES AG ADR @ \$41.5844	-\$4,324.78
02/01/2022	*1073 *1073	Interest	ORANGE CNTY NC GO AFFORDABLE HSG BDS 2021 G/O UNLTD B/E CPN 2.000% DUE 08/01/40 DTD 07/08/21 FC 02/01/22 020122 15,000, CUSIP-684609YQ7	\$169.17

02/01/2022	*1073 *1073	Interest	ORANGE CNTY NC GO AFFORDABLE HSG BDS 2021 G/O UNLTD B/E CPN 2.000% DUE 08/01/41 DTD 07/08/21 FC 02/01/22 020122 25,000, CUSIP-684609YR5	\$281.94
02/01/2022	*1073 *1073	Interest	SAN MARCOS TX CONS INDPT SCH DIST ULTD TAX SCH BLDG BDS 2018 G/O UNLTD CPN 5.000% DUE 08/01/38 DTD 08/15/18 FC 02/01/19 020122 25,000, CUSIP- 798781ZW3	\$625.00
02/01/2022	*1073 *1073	Interest	TEXAS PUB FIN AUTH LSE REV RFDG BDS FAC COMMN 2019 B/E CPN 4.000% DUE 02/01/39 DTD 06/18/19 FC 08/01/19 020122 10,000, CUSIP-882669BP8	\$200.00
02/01/2022	*1073 *1073	Dividend	VZ VERIZON COMMUNICATIONS COM 020122 429	\$274.56
02/01/2022	*1073 *1073	Interest	WASHINGTON ST GO VAR PURP BDS 2020C G/O UNLTD B/E CPN 5.000% DUE 02/01/37 DTD 02/26/20 FC 08/01/20 020122 10,000, CUSIP-93974EEK8	\$250.00
01/31/2022	*3958 *3958	Interest	STANDARD BANK DEPOSIT 013122 21,021	\$0.18
01/31/2022	*0538 *0538	Interest	STANDARD BANK DEPOSIT 013122 8,976	\$0.08
01/31/2022	*0538 *0538	Dividend	JPM JPMORGAN CHASE & CO 013122 144	\$144.00
01/31/2022	*0283 *0283	Interest	STANDARD BANK DEPOSIT 013122 108,483	\$0.92
01/31/2022	*0283 *0283	Dividend	AOD ABERDEEN TOTAL DYNAMIC DIVIDEND FD BEN INT 013122 10,000	\$575.00
01/31/2022	*0283 *0283	Dividend	IGR CBRE CLARION GLOBAL REAL ESTATE INCOME FUND 013122 12,000	\$600.00
01/31/2022	*0283 *0283	Dividend	IVH DELAWARE IVY HIGH INCOME OPPORTUNITIES FD 013122 8,000	\$560.00
01/31/2022	*0283 *0283	Dividend	VKQ INVESCO MUNICIPAL TRUST 013122 8,000	\$405.60
01/31/2022	*0283 *0283	Dividend	VBF INVESCO BOND FUND 013122 5,000	\$260.00
01/31/2022	*0283 *0283	Dividend	IIM INVESCO VALUE MUNICIPAL INCOME TRUST 013122 7,000	\$448.00
01/31/2022	*0283 *0283	Dividend	PGX INVESCO TR II ETF PFD 013122 7,000	\$395.29
01/31/2022	*0283 *0283	Dividend	PHT PIONEER HIGH INCOME FUND INC 013122 10,000	\$625.00
01/31/2022	GLOBAL DIVIDEND *1819	Interest	STANDARD BANK DEPOSIT 013122 4,761	\$0.04
01/31/2022	GLOBAL DIVIDEND *1819	Dividend	JPM JPMORGAN CHASE & CO 013122 43	\$43.00
01/31/2022	GLOBAL DIVIDEND *1819	Dividend	RPM RPM INTERNATIONAL INC 013122 149	\$59.60
01/31/2022	GLOBAL DIVIDEND *1819	Dividend	TRP TC ENERGY CORP 013122 285	\$194.79
01/31/2022	GLOBAL DIVIDEND *1819	Withholding	TRP FRGN-W/H @ SOURCE TC ENERGY CORP	-\$29.22

01/31/2022	*1073 *1073	Interest	EXPANDED BANK DEPOSIT 013122 325,344	\$3.12
01/31/2022	*1073 *1073	Dividend	JPM JPMORGAN CHASE & CO 013122 258	\$258.00
01/28/2022	*1073 *1073	Dividend	HUM HUMANA INC 012822 64	\$44.80
01/26/2022	*0538 *0538	Dividend	CSCO CISCO SYSTEMS INC 012622 253	\$93.61
01/26/2022	*0538 *0538	Dividend	CMCSA COMCAST CORP NEW CL A 012622 263	\$65.75
01/26/2022	GLOBAL DIVIDEND *1819	Dividend	CSCO CISCO SYSTEMS INC 012622 161	\$59.57
01/26/2022	GLOBAL DIVIDEND *1819	Dividend	CMCSA COMCAST CORP NEW CL A 012622 228	\$57.00
01/26/2022	*1073 *1073	Dividend	CMCSA COMCAST CORP NEW CL A 012622 1,461	\$365.25
01/25/2022	GLOBAL DIVIDEND *1819	Charge	TTE TOTALENERGIES SE 240	-\$4.32
01/25/2022	GLOBAL DIVIDEND *1819	Withholding	TTE FRGN-W/H @ SOURCE TOTALENERGIES SE ADR	-\$23.20
01/25/2022	GLOBAL DIVIDEND *1819	Dividend	TTE TOTALENERGIES SE ADR 012522 240	\$181.28

< 17 of 19 >

Activity Disclosures and Definitions



**Investment and Insurance Products are:**

- Not insured by the FDIC or Any Federal Government Agency
- Not a Deposit or Other Obligation of, or Guaranteed by, the Bank or Any Bank Affiliate
- Subject to Investment Risks, Including Possible Loss of the Principal Amount Invested

© 2022 Wells Fargo Clearing Services, LLC. All rights reserved.

Wells Fargo Advisors is a trade name used by Wells Fargo Clearing Services, LLC (WFCS), Member SIPC<sup>®</sup>, a registered broker-dealer and non-bank affiliate of Wells Fargo & Company.

Insurance products are offered through our affiliated non-bank insurance agencies.

All Brokerage Accounts



Refresh



Quick Links

Go

Date	Account	Activity	Description	Amount
01/25/2022	*1073 *1073	Buy	21 BLK BLACKROCK INC @ \$801.8300	-\$16,838.43
01/25/2022	*1073 *1073	Sell	-84 ENB ENBRIDGE INC @ \$41.0022	\$3,444.17
01/25/2022	*1073 *1073	Sell	-6 ULTA ULTA BEAUTY INC @ \$353.0681	\$2,118.40
01/25/2022	*1073 *1073	Buy	18 U UNITY SOFTWARE INC @ \$104.3244	-\$1,877.84
01/24/2022	*1073 *1073	Buy	405 OCPNY OLYMPUS CORP-SPON ADR @ \$21.7090	-\$8,792.15
01/21/2022	*1073 *1073	Sell	-352 CTTAY CONTINENTAL AG SPON ADR @ \$10.1600	\$3,576.30
01/21/2022	*1073 *1073	Sell	-8 ULTA ULTA BEAUTY INC @ \$352.5275	\$2,820.21
01/21/2022	*1073 *1073	Buy	18 U UNITY SOFTWARE INC @ \$110.9193	-\$1,996.55
01/21/2022	*1073 *1073	Buy	96 CLVT CLARIVATE PLC @ \$16.9806	-\$1,630.14
01/20/2022	*1073 *1073	Sell	-65 AAPL APPLE INC @ \$167.9097	\$10,914.07
01/20/2022	*1073 *1073	Buy	62 BSY BENTLEY SYSTEMS INC CL B @ \$40.3906	-\$2,504.22
01/20/2022	*1073 *1073	Buy	7 ISRG INTUITIVE SURGICAL INC COM NEW @ \$299.5056	-\$2,096.54
01/20/2022	*1073 *1073	Dividend	XEL XCEL ENERGY INC 012022 211	\$96.53
01/19/2022	*1073 *1073	Buy	274 BSY BENTLEY SYSTEMS INC CL B @ \$39.3878	-\$10,792.27
01/19/2022	*1073 *1073	Sell	-26 HD HOME DEPOT INC @ \$363.4342	\$9,449.24
01/19/2022	*1073 *1073	Buy	7 ISRG INTUITIVE SURGICAL INC COM NEW @ \$296.4969	-\$2,075.48
01/19/2022	*1073 *1073	Buy	34 PYPL PAYPAL HOLDINGS INC @ \$175.0720	-\$5,952.45
01/19/2022	*1073 *1073	Sell	-403 VWDRY VESTAS WIND SYSTEMS UNSPONS ADR @ \$9.1319	\$3,680.14
01/18/2022	*0538	Dividend	USB US BANCORP NEW 011822 213	\$97.98

	*0538			
01/18/2022	*1073	Buy	396 BSY BENTLEY SYSTEMS INC CL B @ \$39.2438	-\$15,540.54
	*1073			
01/18/2022	*1073	Interest	NORTH MONTGOMERY IN HIGH SCH BLDG CORP AD VALOREM PPTY TAX 1ST MTG BDS CPN 5.000% DUE 07/15/38 DTD 09/20/18 FC 07/15/19 011522 30,000, CUSIP-661198DY4	\$750.00
	*1073			
01/18/2022	*1073	Dividend	SRE SEMPRA ENERGY 011522 132	\$145.20
	*1073			
01/14/2022	*0538	Advisory Fee	PERSONALIZED UMA QUARTERLY FEE	-\$2,016.47
	*0538			
01/14/2022	*0538	Dividend	AMT AMERICAN TOWER CORP REIT 011422 42	\$58.38
	*0538			
01/14/2022	*0538	Dividend	ITW ILLINOIS TOOL WORKS INC 011422 79	\$96.38
	*0538			
01/14/2022	*0538	Dividend	MDT MEDTRONIC PLC 011422 134	\$84.42
	*0538			
01/14/2022	GLOBAL DIVIDEND *1819	Advisory Fee	ADVISORY ACCOUNT CREDIT	\$72.34
01/14/2022	GLOBAL DIVIDEND *1819	Advisory Fee	ADVISORY PLATFORM FEE	-\$79.59
01/14/2022	GLOBAL DIVIDEND *1819	Advisory Fee	PERSONALIZED UMA QUARTERLY FEE	-\$1,621.31
01/14/2022	GLOBAL DIVIDEND *1819	Dividend	MDLZ MONDELEZ INTL INC 011422 153	\$53.55
01/14/2022	GLOBAL DIVIDEND *1819	Dividend	MSI MOTOROLA SOLUTIONS INC COM NEW 011422 30	\$23.70
01/14/2022	GLOBAL DIVIDEND *1819	Dividend	MDT MEDTRONIC PLC 011422 51	\$32.13
01/14/2022	*1073	Advisory Fee	PERSONALIZED UMA FEE QUARTERLY FEE	-\$21,145.72
	*1073			
01/14/2022	*1073	Advisory Fee	ADVISORY PLATFORM FEE	-\$1,862.09
	*1073			
01/14/2022	*1073	Advisory Fee	ADVISORY ACCOUNT CREDIT	\$1,692.54
	*1073			
01/14/2022	*1073	Dividend	CME CME GROUP INC 011422 171	\$555.75
	*1073			
01/14/2022	*1073	Dividend	DLR DIGITAL REALTY TRUST INC 011422 130	\$150.80
	*1073			
01/14/2022	*1073	Dividend	LII LENNOX INTERNATIONAL 011422 328	\$301.76
	*1073			
01/14/2022	*1073	Dividend	PXD PIONEER NAT RES CO 011422 108	\$66.96
	*1073			
01/14/2022	*1073	Dividend	TMO THERMO FISHER SCIENTIFIC INC 011422 104	\$27.04
	*1073			
01/14/2022	*1073	Buy	65 U UNITY SOFTWARE INC @ \$117.1908	-\$7,617.40
	*1073			
01/14/2022	*1073	Dividend	MDT MEDTRONIC PLC 011422 175	\$110.25
	*1073			
01/13/2022	*1073	Dividend	THO THOR INDUSTRIES 011322 1,120	\$481.60
	*1073			
01/11/2022	*0283	Dividend	AOD ABERDEEN TOTAL DYNAMIC DIVIDEND	\$575.00

	*0283		FD BEN INT 011122 10,000	
01/11/2022	*1073	Buy	30 PYPL PAYPAL HOLDINGS INC @	
	*1073		\$189.3022	-\$5,679.07
01/10/2022	GLOBAL DIVIDEND	Dividend	PM PHILIP MORRIS INTERNATIONAL INC	
	*1819		011022 69	\$86.25
01/07/2022	*0538	Dividend	PEP PEPSICO INCORPORATED 010722 84	
	*0538			\$90.30
01/07/2022	*0538	Dividend	CB CHUBB LTD 010722 70	
	*0538			\$56.00
01/07/2022	GLOBAL DIVIDEND	Dividend	IFF INTL FLAVOR & FRAGRANCES 010722 59	
	*1819			\$46.61
01/07/2022	GLOBAL DIVIDEND	Dividend	MRK MERCK & CO INC NEW 010722 179	
	*1819			\$123.51

< 18 of 19 >

Go

**Activity Disclosures and Definitions**



**Investment and Insurance Products are:**

- Not Insured by the FDIC or Any Federal Government Agency
- Not a Deposit or Other Obligation of, or Guaranteed by, the Bank or Any Bank Affiliate
- Subject to Investment Risks, Including Possible Loss of the Principal Amount Invested

© 2022 Wells Fargo Clearing Services, LLC. All rights reserved.

Wells Fargo Advisors is a trade name used by Wells Fargo Clearing Services, LLC (WPCS), Member SIPC<sup>®</sup>, a registered broker-dealer and non-bank affiliate of Wells Fargo & Company.

Insurance products are offered through our affiliated non-bank insurance agencies.

**WELLS FARGO ADVISORS**

All Brokerage Accounts

Priced as of 12:07 ET  
on 05/23/2022



Date	Account	Activity	Description	Amount
01/07/2022	*1073 *1073	Buy	150 DSCSY DISCO CORP ADR @ \$61.2871	-\$9,193.07
01/07/2022	*1073 *1073	Dividend	CB CHUBB LTD 010722 150	\$120.00
01/06/2022	*1073 *1073	Buy	10,000 SAN ANTONIO TX WTR REV SYS JR LIEN RFDG BDS 2022 A B/E CPN 5.000% DUE 05/15/42 DTD 02/01/22 FC 05/15/22 CALL1 05/15/32 @ 100.000, CUSIP-79642GNR9 @ \$132.1320	-\$13,213.20
01/06/2022	*1073 *1073	Sell	-15 ACN ACCENTURE PLC IRELAND SHARES CLASS A @ \$378.4696	\$5,677.01
01/06/2022	*1073 *1073	Withholding	NXPI FRGN-W/H @ SOURCE NXP SEMICONDUCTORS NV	-\$11.31
01/06/2022	*1073 *1073	Dividend	NXPI NXP SEMICONDUCTORS NV 010622 134	\$75.38
01/05/2022	GLOBAL DIVIDEND *1819	Dividend	QSR RESTAURANT BRANDS INTL INC 010522 113	\$59.89
01/05/2022	GLOBAL DIVIDEND *1819	Withholding	QSR FRGN-W/H @ SOURCE RESTAURANT BRANDS	-\$8.98
01/05/2022	*1073 *1073	Sell	-61 AAPL APPLE INC @ \$178.0551	\$10,861.30
01/05/2022	*1073 *1073	Buy	34 PYPL PAYPAL HOLDINGS INC @ \$190.8675	-\$6,489.50
01/04/2022	*1073 *1073	Dividend	NDSN NORDSON CORP 010422 546	\$278.46
01/04/2022	*1073 *1073	Buy	39 SE SEA LTD UNSPON ADR @ \$199.1148	-\$7,765.48
01/03/2022	*0538 *0538	Dividend	ADP AUTOMATIC DATA PROCESSING 010122 82	\$85.28
01/03/2022	*0538 *0538	Dividend	WMT WALMART INC 010322 93	\$51.15
01/03/2022	*0283 *0283	Dividend	FNSXX FIDELITY INVESTMENTS ◆ MONEY MARKET FDS INSTL 123121 325,000	\$11.61
01/03/2022	*1073 *1073	Dividend	AAP ADVANCE AUTO PARTS 010322 141	\$141.00
01/03/2022	*1073 *1073	Reinvest Dividend	170.371 AGDYX AB EDP HIGH INCOME FD INC ADVISOR CL	-\$1,354.45

01/03/2022	*1073 *1073	Dividend	AGDYX AB ♦ HIGH INCOME FD INC ADVISOR CL 123121 35,351.57100	\$1,354.45
01/03/2022	*1073 *1073	Interest	CHARLOTTE NC ARPT REV RFDG CHRLTTE DOUGLAS INTL C B/E CPN 4.000% DUE 07/01/32 DTD 06/01/17 FC 07/01/17 010122 55,000, CUSIP-161036NW4	\$1,100.00
01/03/2022	*1073 *1073	Interest	DELAWARE ST ECON DEV AUTH REV RFDG BDS ST ANDREWS SCH OF DE INC CPN 4.000% DUE 07/01/41 DTD 04/30/20 FC 07/01/20 010122 10,000, CUSIP-246387ST2	\$200.00
01/03/2022	*1073 *1073	Interest	GRAND RAPIDS MI WTR SUPPLY SYS REV IMPT AND RFDG BDS 2018 B/E CPN 5.000% DUE 01/01/34 DTD 09/20/18 FC 01/01/19 010122 20,000, CUSIP-386316NX7	\$500.00
01/03/2022	*1073 *1073	Interest	GRAND RAPIDS MI WTR SUPPLY SYS REV IMPT AND RFDG BDS 2018 B/E CPN 5.000% DUE 01/01/37 DTD 09/20/18 FC 01/01/19 010122 10,000, CUSIP-386316PA5	\$250.00
01/03/2022	*1073 *1073	Interest	NORTH CAROLINA TPK AUTH TRIANGLE EXPWY APPRPTN REV RFDG BDS 2018 A B/E CPN 4.000% DUE 01/01/35 DTD 05/10/18 FC 07/01/18 010122 60,000, CUSIP-65830VAC4	\$1,200.00

< 19 of 19

G.

Activity Disclosures and Definitions



**Investment and Insurance Products are:**

- Not Insured by the FDIC or Any Federal Government Agency
- Not a Deposit or Other Obligation of, or Guaranteed by, the Bank or Any Bank Affiliate
- Subject to Investment Risks, Including Possible Loss of the Principal Amount Invested

© 2022 Wells Fargo Clearing Services, LLC. All rights reserved.

Wells Fargo Advisors is a trade name used by Wells Fargo Clearing Services, LLC (WFCS), Member SIPC<sup>®</sup>, a registered broker-dealer and non-bank affiliate of Wells Fargo & Company.

Insurance products are offered through our affiliated non-bank insurance agencies.