



FINANCIAL DISCLOSURE REPORT

2022 MAY 24 11:35

Clerk of the House of Representatives • Legislative Resource Center • 135 Cannon Building • Washington, DC 20515

LEGISLATIVE RESOURCE CENTER
OFFICE OF THE CLERK
U.S. HOUSE OF REPRESENTATIVES

CC

FILER INFORMATION

Name: George Rathmell
Status: Congressional Candidate
State/District: PA15

FILING INFORMATION

Filing Type: Candidate Report
Filing Year: 2022
Filing Date:

SCHEDULE A: ASSETS AND "UNEARNED" INCOME

Asset	Owner	Value of Asset	Income Type(s)	Income Current Year to Filing	Income Preceding Year
1 [!] Invesco Summit Fund [MF] DESCRIPTION: Mutual fund with periodic contributions	JT	\$1,001 - \$15,000		None	\$1,001 - \$2,500
2 [!] Schwab IRA i cash and stocks [OT] DESCRIPTION: Roth IRA Schwab account number ending in 257 [Private Comments: Present value under \$1200]		\$1,001 - \$15,000	100	None	None
3 [!] Schwab Roth IRA in cash and stocks [OT] DESCRIPTION: Small Roth IRA in stocks and cash Contributory account number ending in 708 [Private Comments: Good faith effort to rightly describe where this asset should go, but unable to obtain guidance.]		\$1,001 - \$15,000		None	None
4 [!] Schwab Traditional IRA in cash and stocks [OT] DESCRIPTION: Ira in cash and stocks Schwab account ending in 316 [Private Comments: Good faith effort to ascertain the exact description required.]	SP	\$1,001 - \$15,000		\$1 - \$200	\$1 - \$200
5 [!] Vanguard 403(b) [OT] [Private Comments: Vanguard Healthcare Fund Admiral Shares]		\$15,001 - \$50,000		\$1,001 - \$2,500	\$1,001 - \$2,500
6 [!] Vanguard Rollover Brokerage [OT] DESCRIPTION: Rollover brokerage [Private Comments: Fund has essentially no income as it is held in a money market fund. If there is income, it is minimal and difficult to ascertain.]		\$1,001 - \$15,000		None	None

Asset	Owner	Value of Asset	Income Type(s)	Income Current Year to Filing	Income Preceding Year
[!] Victory Capital funds [OT] DESCRIPTION: Traditional IRA 7 [Private Comments: Invested in Victory Capital funds]	SP	\$1,001 - \$15,000		\$1 - \$200	\$1 - \$200
[!] Victory Capital Funds, Various [OT] 8 DESCRIPTION: Spousal Roth IRA i vested in various Victory Capital funds.	SP	\$15,001 - \$50,000		None	None

* For the complete list of asset type abbreviations, please visit <https://fd.house.gov/reference/asset-type-codes.aspx>.

SCHEDULE C: EARNED INCOME

None disclosed.

SCHEDULE D: LIABILITIES

Owner	Creditor	Date Incurred	Type	Amount of Liability
.JT	USAA credit card #1	Extended period of time	Credit card purchases and cash advances	\$15,001 - \$50,000
.JT	USAA credit card #2	Extended period of time	Credit card purchases and cash advances	\$15,001 - \$50,000
	Bank of America Credit card	March 2021	Cash advance	\$15,001 - \$50,000
[Private Comments: Liability has been liquidated.]				

SCHEDULE E: POSITIONS

None disclosed.

SCHEDULE F: AGREEMENTS

None disclosed.

SCHEDULE J: COMPENSATION IN EXCESS OF \$5,000 PAID BY ONE SOURCE

None disclosed.

EXCLUSIONS OF SPOUSE, DEPENDENT, OR TRUST INFORMATION

Trusts: Details regarding "Qualified Blind Trusts" approved by the Committee on Ethics and certain other "excepted trusts" need not be disclosed. Have you excluded from this report details of such a trust benefiting you, your spouse, or dependent child?

Yes No

Exemption: Have you excluded from this report any other assets, "unearned" income, transactions, or liabilities of a spouse or dependent

child because they meet all three tests for exemption?

Yes No

COMMENTS

CERTIFICATION AND SIGNATURE

I CERTIFY that the statements I have made on the attached Financial Disclosure Report are true, complete, and correct to the best of my knowledge and belief.

George Rathmell

540 525 9427

Candidate for Congress

Financial Disclosure Report

Due 4/17/22

I attempted to send the electronic form on 4/15/22. Due to improper filling out the form, it would not send. I then took screen shots of the form and saved it on 4/16/22

In three follow up calls I was unsuccessful in complying with the directions.

I was then directed to just send in the various forms to the Legislative Resource Center and let the Center enter my data.

The numbers on the attached electronic report correspond to each of the various funds.

1. Invesco Summit Fund - Mutual Fund
2. Schwab IRA XXX 257 - No stock exceeded \$1000 @ 12/31/21
3. Schwab IRA XXX 708
4. Schwab 316 IRA
5. Vanguard 403(b) - 2,003.05 RMD income in Jan 21
2,098.54 RMD income in Jan 22
6. Vanguard Retirement Brokerage Account IRA
7. Victory Capital Fund (USAA) \$115 RMD Basicall Custa
8. Victory Roth (USAA) Please fill in no more than the minimum requirement on my report for public consumption. I have given more data than necessary to aid in filling in my report.

#9 Liabilities

* * * Communication Result Report (Apr. 16. 2022 9:38PM) * * *

Date/Time: Apr. 16. 2022 9:37PM

File No. Mode	Destination	Pg(s)	Result	Page Not Sent
0226 Memory TX	912022257392	P. 4	OK	

Reason for error

E. 1) Hang up or line fail	E. 2) Busy
E. 3) No answer	E. 4) No facsimile connection
E. 5) Exceeded max. E-mail size	E. 6) Destination does not support IP-Fax

FAX

To: US House of Representatives Committee of Ethics
 Fax: 202-225-7392

From: George Rathrill
 Phone: (540) 525-9427

Number of Pages: 4 (including cover sheet)

800
 569
~~4903~~
 4903

FAX

To: US House of Representatives Committee of Ethics

Fax: 202-225-7392

From: George Rathmill

Phone: (540) 525-9427

Number of Pages: 4 (including cover sheet)

① Invesco Semmi Fund
Mutual Fund



Invesco

PO Box 219319
Kansas City, MO 64121-9319

Year End Statement
January 1, 2021 - December 31, 2021

GEORGE I RATHMELL
JUDY A RATHMELL JT WROS
415 INDIANA ST
PUNXSUTAWNEY PA 15767-2211

Your Financial Professional

House Account-General
First Command Financial Services
Inc
1 Firstcomm Plz
PO Box 2387
Fort Worth TX 76113-2387
817-731-8621

Contact Invesco

[invesco.com/us](https://www.invesco.com/us)

800-959-4246
M - F, 7am - 6pm, CT

Market Commentary

The global economy continued to grow in the fourth quarter, though the coronavirus returned as a risk factor with the emergence of Omicron. We also observed a hawkish pivot from the Federal Reserve after higher inflation prints. 10-year US Treasury bond yields rose modestly despite increased volatility. Global equities performed well even with these developments.



Enroll for edelivery today

To sign up for eDelivery, log into your Invesco account at [invesco.com/us](https://www.invesco.com/us), locate the "Profile Settings" section and click on "Email Address and E-Delivery".

Account Included on Statement:

Portfolio Summary

Total Value on 12/31/21	\$6,907.58
Beginning Value on 01/01/21	\$4,464.37
Additions	\$1,890.00
Withdrawals	\$0.00
Change in Market Value	\$553.21
Total Value on 12/31/21	\$6,907.58

Invesco News

Tax time is coming... TAX FORMS 1099-R and 1099-Q from Invesco can be expected to arrive in LATE JANUARY. TAX FORMS 1099-DIV and 1099-B can be expected to arrive in MID-FEBRUARY with the exception for the following funds: Invesco Real Estate Fund, Invesco Global Real Estate Income Fund, Invesco Global Real Estate Fund, Invesco SteelPath MLP Alpha Fund, Invesco SteelPath MLP Alpha Plus Fund, Invesco SteelPath MLP Income Fund, and Invesco SteelPath MLP Select 40 Fund. The 1099 tax forms for these funds will typically be sent by late February and separately from the other Invesco Funds.

You can also visit [invesco.com/us](https://www.invesco.com/us) to view the new 2021 Tax Guide now available at Invesco's online Tax Center.

This statement is not intended to be legal or tax advice. Please consult your tax advisor about your particular situation and remember to retain copies of account statements for your records and for future reference. Invesco Investment Services, Inc. does not provide financial planning services, investment advice or tax advice for your account. Please consult your financial professional before making any investment decisions.

Important: This account statement reflects financial transactions for the period indicated. Carefully review all of the information to verify the accuracy of the transactions, including the financial professional information. Please notify us immediately if there is an error. Any verbal communication regarding an error should be followed by written notification. If you fail to notify us of an error within 30 days of this statement, you will be deemed to have ratified each transaction.

AIM:5.2983006.OTF_JB7772.010122.114034

Portfolio Allocation by Investment Category and Fund

Because no one can predict the future direction of the markets, investors may want to consider diversifying holdings based on market cap size, investment style and geography. While asset allocation/diversification does not guarantee a profit or eliminate the risk of loss, we encourage you to meet regularly with your financial professional to review your portfolio.

Important Information From Invesco

REMINDER: Consistent with Invesco's policy regarding minimum investments and account balances, qualified accounts with a value of less than \$750 on November 12th were assessed a \$12 low balance fee. Please refer to your fund's prospectus for more information about this policy.

If you send Invesco Investment Services, Inc. (IIS) assets for purchase or contribution without investment instructions or without instructions on file and you hold only one Invesco fund in your account, you are instructing IIS to invest such amounts in the Invesco fund and share class already held in the account. If you hold multiple Invesco funds in an existing account and do not provide investment instructions, you are instructing IIS to invest such amounts in Invesco Government Money Market Fund - Cash Reserve Shares. If you send IIS a purchase or contribution for an existing account that specifies an Invesco fund name but no class of shares is specified, and you hold only one available share class in your account, you are instructing IIS to buy the current available share class held in your account of the Invesco fund specified. If any investment instructions received are unclear, as determined solely by IIS, IIS may request additional information to clarify the instructions but in the absence of clarifying instructions, shall hold such amounts uninvested or return any such assets. IIS shall not be liable for any loss, including any loss of income or appreciation, interest or any tax liability incurred for any action or inaction described hereunder pending the receipt of instructions or clarification.

Portfolio Breakdown

Account Number: Fund Name - Symbol
Investment Objective and Strategy

	Value on 01/01/21	Additions	Withdrawals	Net Exchanges	Net Transfer of Shares	Change in Market Value	Value on 12/31/21
7029249300: Invesco Summit Fund - Class P - SMMIX							
<i>The fund seeks long-term growth of capital by investing in stocks of all market capitalizations that exhibit sustainable revenue, earnings and cash flow growth not yet reflected in the stock price or valuations.</i>							
	\$4,464.37	\$1,890.00	\$0.00	\$0.00	\$0.00	\$553.21	\$6,907.58
Total Portfolio Value							\$6,907.58

Individual Account Transactions

Invesco Summit Fund - Class P

Dividends: Reinvest

Capital Gains: Reinvest

Cost Basis Method on File: Average Cost

Fund/Account: L
George I Rathmell
Judy A Rathmell JT WROS

Post Date	Trade Date	Transaction Description	Dollar Amount	Share Price	Transaction Shares	Ending Shares
		Beginning Value on 01/01/21	\$4,464.37	\$29.46		151.540
01/04/21	01/04/21	Systematic Purchase	\$50.00	\$28.97	1.726	153.266
01/07/21	01/07/21	Systematic Purchase	\$50.00	\$29.67	1.685	154.951

#2

Schwab xxx 257
Rajh IRA



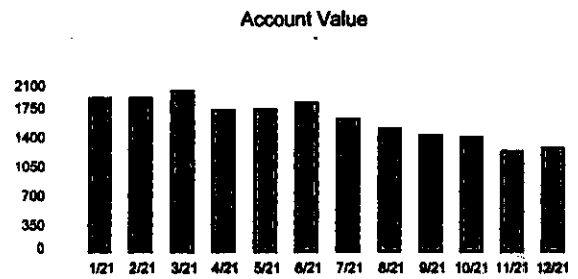
Roth Contributory IRA of
GEORGE IRVIN RATHMELL
CHARLES SCHWAB & CO INC CUST
ROTH CONTRIBUTORY IRA

Account Number
 1257


Statement Period
 November 1, 2021 to
 December 31, 2021

Account Value as of 12/31/2021: \$ 1,264.60^A

Change in Account Value	This Period	Year to Date
Starting Value	\$ 1,393.00	\$ 1,861.24
Credits	0.00	9.66
Debits	0.00	0.00
Transfer of Securities (In/Out)	0.00	0.00
Income Reinvested	0.00	0.00
Change in Value of Investments	(128.40)	(606.30)
Ending Value on 12/31/2021 ^A	\$ 1,264.60	\$ 1,264.60
Accrued Income ^B	4.80	
Ending Value with Accrued Income ^{CA}	\$ 1,269.40	
Total Change in Account Value	\$ (128.40)	\$ (596.64)
	(9.22)%	(32.06)%
Total Change with Accrued Income ^D	\$ (123.60)	



Asset Composition	Market Value	% of Account Assets
Bank Sweep ^{X,Z}	\$ 73.40	6%
Equities	1,191.20	94%
Total Assets Long ^A	\$ 1,264.60	
Total Account Value ^A	\$ 1,264.60	100%



■ 6% Bank Sweep (X,Z)
 □ 94% Equities

To explore the features of this statement visit schwab.com/premiumstatement



Roth Contributory IRA of
GEORGE IRVIN RATHMELL
CHARLES SCHWAB & CO INC CUST
ROTH CONTRIBUTORY IRA

Account Number
257

Statement Period
November 1, 2021 to
December 31, 2021

Investment Detail - Bank Sweep

Bank Sweep	Starting Balance	Ending Balance	% of Account Assets
Bank Sweep ^{X2}	73.40	73.40	6%
Total Bank Sweep	73.40	73.40	6%
Total Bank Sweep		73.40	6%

Investment Detail - Equities

Equities	Quantity	Market Price	Market Value	% of Account Assets	Unrealized Gain or (Loss)	Estimated Yield	Estimated Annual Income
	Units Purchased	Cost Per Share	Cost Basis	Acquired			
GOUPANG INC ⁹	20.0000	29.38000	587.60	46%	(319.90)	N/A	N/A
SYMBOL: CPNG	1.0000	44.0000	44.00	03/18/21	(14.62)		
	5.0000	43.5000	217.50	03/18/21	(70.60)		
	9.0000	44.0000	396.00	03/18/21	(131.58)		
	5.0000	50.0000	250.00	04/01/21	(103.10)		
<i>Cost Basis</i>			<i>907.50</i>				
VIACOMCBS INC	20.0000	30.18000	603.60	48%	(286.40)	3.18%	19.20
CLASS B	20.0000	44.5000	890.00	04/01/21	(286.40)		
SYMBOL: VIAC							<i>Accrued Dividend: 4.80</i>
Total Equities	40.0000		1,191.20	94%	(606.30)		19.20
		Total Cost Basis:	1,797.50				

Total Accrued Dividend for Equities: 4.80



Roth Contributory IRA of
GEORGE IRVIN RATHMELL
CHARLES SCHWAB & CO INC CUST
ROTH CONTRIBUTORY IRA

Account Number
7257

Statement Period
November 1, 2021 to
December 31, 2021

Bank Sweep Activity

Transaction Date	Transaction	Description	Withdrawal	Deposit	Balance ^{XX}
		Opening Balance ^{XX}			73.40
		Total Activity	0.00	0.00	
Ending Balance ^{XX}					73.40

Bank Sweep: Interest Rate as of 12/31/21 was 0.01%. Your interest period was 10/16/21 - 12/15/21. ^Z

Pending Corporate Actions

	Transaction	Quantity	Payable Date	Rate per Share	Share Distribution	Cash Distribution
VIACOMCBS INC	Qualified Dividend	20.0000	01/03/22	0.2400		4.80
Total Pending Corporate Actions						4.80

Pending transactions are not included in account value.

Contribution Summary

	2020	2021
Roth IRA	0.00	0.00
Year To Date Total	0.00	0.00

#3

Schwab 708 IRA



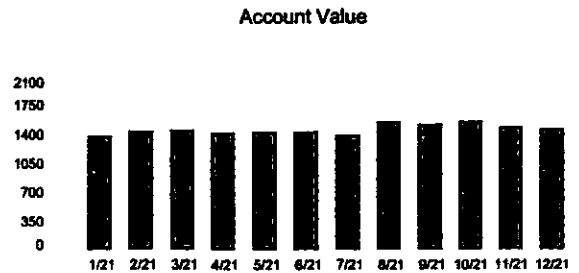
Contributory IRA of
GEORGE IRVIN RATHMELL
CHARLES SCHWAB & CO INC CUST
SMPF: CSIM IRA CONTRIBUTORY

Account Number
708

Statement Period
October 1, 2021 to
December 31, 2021

Account Value as of 12/31/2021: \$ 1,453.15

Change in Account Value	This Period	Year to Date
Starting Value	\$ 1,513.53	\$ 1,337.20
Credits	0.00	0.03
Debits	0.00	0.00
Transfer of Securities (In/Out)	(80.16)	(80.16)
Income Reinvested	0.00	0.00
Change in Value of Investments	19.78	196.08
Ending Value on 12/31/2021	\$ 1,453.15	\$ 1,453.15
Total Change in Account Value	\$ (60.38) (3.99)%	\$ 115.95 8.67%



Asset Composition	Market Value	% of Account Assets
Bank Sweep ^{xz}	\$ 2.06	<1%
Equities	1,451.09	100%
Total Assets Long	\$ 1,453.15	
Total Account Value	\$ 1,453.15	100%

To explore the features of this statement visit schwab.com/premiumstatement



Contributory IRA of
GEORGE IRVIN RATHMELL
CHARLES SCHWAB & CO INC CUST
SMPP: CSIM IRA CONTRIBUTORY

Account Number
7708

Statement Period
October 1, 2021 to
December 31, 2021

Investment Detail - Bank Sweep

Bank Sweep	Starting Balance	Ending Balance	% of Account Assets
Bank Sweep ^{NZ}	2.06	2.06	<1%
Total Bank Sweep	2.06	2.06	<1%
Total Bank Sweep		2.06	<1%

Investment Detail - Equities

Equities	Quantity	Market Price	Market Value	% of Account Assets	Unrealized Gain or (Loss)	Estimated Yield	Estimated Annual Income
	Units Purchased	Cost Per Share	Cost Basis	Acquired			
GOLDEN MATRIX GP INC	1.0000	8.42000	8.42	<1%	(887.53)	N/A	N/A
SYMBOL: GMGI	1.0000	893.8500	893.85	04/28/10	(887.53)		
LMF ACQUISITION OPPORTUN	117.0000	10.03980	1,174.67	81%	28.89	N/A	N/A
CLASS: A	2.0000	9.8000	19.60	03/19/21	0.48		
SYMBOL: LMAO	115.0000	8.8093	1,128.08	03/19/21	28.51		
Cost Basis			1,147.68				
TRUCEPT INC	2,000.0000	0.13500	270.00	19%	(1,236.95)	N/A	N/A
SYMBOL: TREP	2,000.0000	0.7544	1,508.95	04/15/10	(1,236.95)		
Total Equities	2,118.0000		1,451.09	100%	(2,055.49)		N/A
		Total Cost Basis:	4,556.58				

Please see "Endnotes for Your Account" section for an explanation of the endnote codes and symbols on this statement.



Contributory IRA of
GEORGE IRVIN RATHMELL
CHARLES SCHWAB & CO INC CUST
SMFF: CSIM IRA CONTRIBUTORY

Account Number
708

Statement Period
October 1, 2021 to
December 31, 2021

Investment Detail - Total

Estimated Annual Income ("EAI") and Estimated Yield ("EY") calculations are for informational purposes only and are derived from information provided by outside parties. Schwab cannot guarantee the accuracy of such information. Since the interest and dividends are subject to change at any time, they should not be relied upon exclusively for making investment decisions. The actual income and yield might be lower or higher than the estimated amounts. EY is based upon EAI and the current price of the security and will fluctuate. For certain types of securities, the calculations could include a return of principal or capital gains in which case EAI and EY would be overstated. EY and EAI are not promptly updated to reflect when an issuer has missed a regular payment or announced changes to future payments, in which case EAI and EY will continue to display at a prior rate.

Total Investment Detail	1,453.15
Total Account Value	1,453.15
Total Cost Basis	2,550.68

Transaction Detail - Transfers

Settle Date	Trade Date	Transaction	Description	Quantity	Unit Price	Total Amount
12/30/21	12/30/21	Journald Shares	LMF ACQUISITION OPPORTUNCLASS A: LMAO	(8.0000)	10.0200	(80.16)

Total Transfers	(80.16)
-----------------	---------

This was an RMD transferred to my joint brokerage acct & there sure income

Total Transaction Detail	(80.16)
--------------------------	---------



Contributory IRA of
GEORGE IRVIN RATHMELL
CHARLES SCHWAB & CO INC CUST
SNPF: CSIM IRA CONTRIBUTORY

Account Number
708

Statement Period
October 1, 2021 to
December 31, 2021

Bank Sweep Activity

Transaction Date	Transaction	Description	Withdrawal	Deposit	Balance ^{XZ}
	Opening Balance ^{XZ}				2.06
	Total Activity		0.00	0.00	
	Ending Balance ^{XZ}				2.06

Bank Sweep: Interest Rate as of 12/31/21 was 0.01%. Your interest period was 09/16/21 - 12/15/21. ^Z

Contribution Summary

	2020	2021
Traditional IRA	0.00	0.00
Year To Date Total	0.00	0.00

Distribution Summary

	Gross Amount	Federal Tax Withheld	State Tax Withheld	Earnings	Net Amount
Normal	80.16	0.00	0.00 PA	0.00	80.16
Year To Date Total	80.16	0.00	0.00	0.00	80.16

Tax Year 2022 Required Minimum Distribution, which you must take by **12/31/2022**: **71.94**

Schwab must report to the IRS that a minimum distribution is required for the tax year specified above. [#]

#4 Schwab 316 IRA



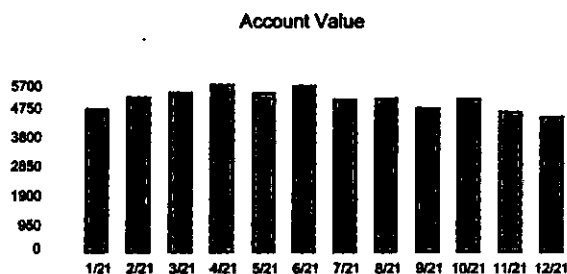
Roth Contributory IRA of
JUDY ANN RATHMELL
 CHARLES SCHWAB & CO INC CUST
 ROTH CONTRIBUTORY IRA

Account Number
 916


Statement Period
 December 1-31, 2021

Account Value as of 12/31/2021: \$ 4,431.92

Change in Account Value	This Period	Year to Date
Starting Value	\$ 4,606.72	\$ 4,919.80
Credits	0.00	258.89
Debits	0.00	0.00
Transfer of Securities (In/Out)	0.00	0.00
Income Reinvested	0.00	(258.81)
Change in Value of Investments	(174.80)	(487.98)
Ending Value on 12/31/2021	\$ 4,431.92	\$ 4,431.92
Total Change in Account Value	\$ (174.80) (3.79)%	\$ (487.88) (9.92)%



Asset Composition	Market Value	% of Account Assets
Bank Sweep ^{x2}	\$ 75.35	2%
Equities	4,356.57	98%
Total Assets Long	\$ 4,431.92	
Total Account Value	\$ 4,431.92	100%



To explore the features of this statement visit schwab.com/premiumstatement



Roth Contributory IRA of
JUDY ANN RATHMELL
CHARLES SCHWAB & CO INC CUST
ROTH CONTRIBUTORY IRA

Account Number
 3316

Statement Period
 December 1-31, 2021

Investment Detail - Bank Sweep

Bank Sweep	Starting Balance	Ending Balance	% of Account Assets
Bank Sweep ^{XX}	75.35	75.35	2%
Total Bank Sweep	75.35	75.35	2%
Total Bank Sweep		75.35	2%

Investment Detail - Equities

Equities	Quantity	Market Price	Market Value	% of Account Assets	Unrealized Gain or (Loss)	Estimated Yield	Estimated Annual Income
	Units Purchased	Cost Per Share	Cost Basis	Acquired			
ONCOVISTA INNOV THER	2,400.0000	0.00000	0.00		(567.80)	N/A	N/A
SYMBOL: OVIT	200.0000	0.5847	116.95	05/18/11	(116.95)		
	300.0000	0.5898	170.95	05/20/11	(170.95)		
	900.0000	0.1899	170.95	12/23/11	(170.95)		
	1,000.0000	0.1089	108.95	12/29/11	(108.95)		
Cost Basis			567.80				
READY CAPITAL CORP ⁰	185.8548	15.63000	2,904.91	66%	(2,832.18)	10.74%	312.24
SYMBOL: RC	130.2535	26.0201	3,389.22		(1,353.36)		
	16.4396	42.1134	692.33	02/17/10	(435.38)		
	16.8800	42.0959	710.58	02/17/10	(446.75)		
	16.8800	42.1143	710.89	02/17/10	(447.06)		
	5.4016	43.3334	234.07	02/08/11	(149.64)		
Cost Basis			5,737.09				

Please see "Endnotes for Your Account" section for an explanation of the endnote codes and symbols on this statement.



Roth Contributory IRA of
JUDY ANN RATHMELL
CHARLES SCHWAB & CO INC CUST
ROTH CONTRIBUTORY IRA

Account Number
316

Statement Period
December 1-31, 2021

Investment Detail - Equities (continued)

Equities (continued)	Quantity	Market Price	Market Value	% of Account Assets	Unrealized Gain or (Loss)	Estimated Yield	Estimated Annual Income
	Units Purchased	Cost Per Share	Cost Basis	Acquired			
RIVIAN AUTOMOTIVE INC	14.0000	103.69000	1,451.66	33%	(593.12)	N/A	N/A
CLASS A	4.0000	117.9700	471.88	11/11/21	(57.12)		
SYMBOL: RIVN	10.0000	157.2900	1,572.90	11/16/21	(536.00)		
Cost Basis			2,044.78				
Total Equities	2,599.8548		4,356.57	98%	(3,993.10)		312.24
			Total Cost Basis:				8,349.67

Estimated Annual Income ("EAI") and Estimated Yield ("EY") calculations are for informational purposes only and are derived from information provided by outside parties. Schwab cannot guarantee the accuracy of such information. Since the interest and dividends are subject to change at any time, they should not be relied upon exclusively for making investment decisions. The actual income and yield might be lower or higher than the estimated amounts. EY is based upon EAI and the current price of the security and will fluctuate. For certain types of securities, the calculations could include a return of principal or capital gains in which case EAI and EY would be overstated. EY and EAI are not promptly updated to reflect when an issuer has missed a regular payment or announced changes to future payments, in which case EAI and EY will continue to display at a prior rate.

Total Investment Detail **4,431.82**

Total Account Value	4,431.82
Total Cost Basis	8,349.67

#5

Vanguard 403 (B-)

2003.05 RMD income in Jan 21

2098.54 RMD income in Jan 22

Vanguard®

MARKETPLACE MINISTRIES INC

2022 RMD from Dec 31 2021

Online Statement of Account: 01/01/2022 - 05/09/2022

Account Summary


Beginning Value (as of 01/01/2022)	\$42,390.50
Withdrawals	-\$2,098.54
Fees	-\$20.00
Market Fluctuation	-\$5,127.12
Ending Value (as of 05/09/2022)	\$35,144.84
Vested Balance	\$35,144.84

Personal Information

Name:	GEORGE IRVIN RATHMELL
Address:	415 INDIANA ST
City, State, Zip:	PUNXSUTAWNEY, PA 157872211

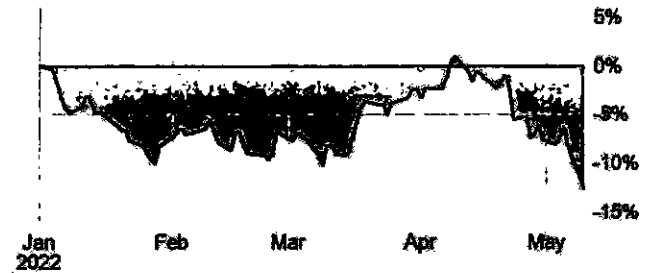
Asset Allocation

for ALL FUNDS as of 05/09/2022



Personal Cumulative Returns

for ALL FUNDS as of 05/09/2022



© dailyVest.com

Cumulative personal rate of return during period: -12.66%

Allocation	Name	Balance
100.0%	Health	\$35,144.84
	TOTAL	\$35,144.84

VGHAX

Activity by Fund

Name	Beginning Value	Withdrawals	Fees	Market Change	Ending Value	Ending Units
VANGUARD HEALTH CARE FUND ADMIRAL SHARES	\$42,390.50	-\$2,098.54	-\$20.00	-\$5,127.12	\$35,144.84	434.428
TOTALS	\$42,390.50	-\$2,098.54	-\$20.00	-\$5,127.12	\$35,144.84	

Account Activity

Name	Beginning Value	Withdrawals	Fees	Market Change	Ending Value	Vested Balance	Vested Percent
CONVERTED ASSETS	\$42,390.50	-\$2,098.54	-\$20.00	-\$5,127.12	\$35,144.84	\$35,144.84	100.0%
TOTALS	\$42,390.50	-\$2,098.54	-\$20.00	-\$5,127.12	\$35,144.84	\$35,144.84	

Vanguard®

2020

MARKETPLACE MINISTRIES INC

2021 RMD income from Dec

Online Statement of Account: 01/01/2021 - 12/31/2021

Account Summary


Beginning Value (as of 01/01/2021)	\$39,059.57
Withdrawals	-\$2,003.05
Fees	-\$60.00
Market Fluctuation	\$5,393.98
Ending Value (as of 12/31/2021)	\$42,390.50

Personal Information

Name:	GEORGE IRVIN RATHMELL
Address:	415 INDIANA ST
City, State, Zip:	PUNXSUTAWNEY, PA 157672211

Asset Allocation

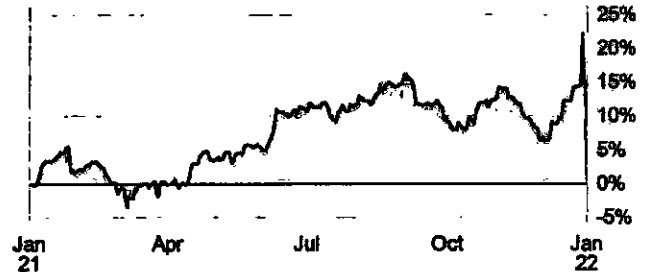
for ALL FUNDS as of 12/31/2021



Allocation	Name	Balance
100.0%	Health	\$42,390.50
	TOTAL	\$42,390.50

Personal Cumulative Returns

for ALL FUNDS as of 12/31/2021



Cumulative personal rate of return during period: 14.53%
(Annualized Return: 14.53%)

Activity by Fund

VGHAX

Name	Beginning Value	Withdrawals	Fees	Market Change	Ending Value	Ending Units
VANGUARD HEALTH CARE FUND ADMIRAL SHARES	\$39,059.57	-\$2,003.05	-\$60.00	\$5,393.98	\$42,390.50	442.351
TOTALS	\$39,059.57	-\$2,003.05	-\$60.00	\$5,393.98	\$42,390.50	

Account Activity

Name	Beginning Value	Withdrawals	Fees	Market Change	Ending Value
CONVERTED ASSETS	\$39,059.57	-\$2,003.05	-\$60.00	\$5,393.98	\$42,390.50
TOTALS	\$39,059.57	-\$2,003.05	-\$60.00	\$5,393.98	\$42,390.50

#6
Vanguard Brokerage Account
Basically cash



Roth IRA brokerage account—
George Irvin Rathmell

Client Services: 800-662-2739

Account overview

\$10,968.41

Total account value as of December 31, 2021

Year-to-date income

Taxable income	\$0.00
Nontaxable income	0.71
Total	\$0.71

Retirement summary

Your retirement information is reported for the 2021 tax period.

2021 contributions	\$0.00
2021 distributions	0.00
2021 rollovers	10,967.70

The fair market value (FMV) of your IRA, determined as of December 31, is being provided to the Internal Revenue Service.

Balances and holdings for Vanguard Brokerage Account—

Your securities are held in your cash account, unless otherwise noted. This section only shows securities that were held in the account at the end of the time period indicated.

Sweep program

Name	Quantity	Price on 12/31/2021	Balance on 12/31/2020	Balance on 12/31/2021
VANGUARD FEDERAL MONEY MARKET FUND 7-day SEC Yield: 0.01%	10,968.4100	\$1.00	-	\$10,968.41
Total Sweep Balance			\$0.00	\$10,968.41

Statement overview

\$10,968.41

Total value of all accounts as of December 31, 2021

Accounts	Value on 12/31/2020	Value on 12/31/2021
George Irvin Rathmell		
Roth IRA brokerage account	\$0.00	\$10,968.41

Asset mix



	Value on 12/31/2021
0.0% Stocks	\$0.00
0.0% Bonds	0.00
100.0% Short-term reserves	10,968.41
0.0% Other	0.00
	\$10,968.41

Your asset mix percentages are based on your holdings as of the prior month-end.

#7 Victory Capital Fund
(Under USAA)

115.32 RMD



USAA Mutual Funds
P.O. Box 182903
Columbus, OH 43218-2903

Account Statement

January 4, 2021 to December 31, 2021

Page 1 of 4

MUTUAL FUNDS

----- manifest line -----
JUDY A RATHMELL
IRA
415 INDIANA ST
PUNXSUTAWNEY PA 15767-2211



Account Registration:

BOKF NA, DBA BANK OF TEXAS CUST
JUDY A RATHMELL
IRA
415 INDIANA ST
PUNXSUTAWNEY PA 15767-2211

Member Number: _____

How to Reach Us


Member Service: 800.235.8396

Online: WWW.VCM.COM

Important News

- Go paperless, avoid delays: The USPS is implementing slower mail delivery times in the future. Going paperless and choosing ACH in lieu of checks can help you avoid delays. Go paperless by logging in to your account and setting your preferences on vcm.com.
- Tax tools & resources: Visit vcm.com/tax-center for quick access to TurboTax instructions, your tax forms, resources to help you prepare and to view the latest document delivery schedule.
- Download the mobile app, get information faster: Visit vcm.com/mobile for instructions or visit the Apple App Store or Google Play Store to download the app directly. Get account access at your fingertips. Find your most recent statements, tax forms, answers to many of your questions and easily access your account information.
- For your IRA accounts: The account value as of 12/31/2021 is reported to the IRS as required.

Portfolio Summary



100.00%

Fund Name	Asset Type	Market Value December 31, 2021	Portfolio (%)
USAA MONEY MARKET FUND	MONEY MARKET	\$0.00	0.00%
USAA CORNERSTONE EQUITY FUND	BALANCED / HYBRID	\$2,705.72	100.00%
		\$2,705.72	100.00%

Asset Type Allocation

MONEY MARKET 0.00% BALANCED / HYBRID 100.00%



USAA Mutual Funds
 P.O. Box 182903
 Columbus, OH 43218-2903

Account Statement

January 4, 2021 to December 31, 2021

MUTUAL FUNDS

Account Transaction Summary - continued

Fund Name: USAA CORNERSTONE EQUITY FUND

Symbol: UCEQX

Fund-Account Number:

Effective Date	Transaction Description	Dollar Amount	Share Price	Shares	Total Shares
	Beginning Balance	\$0.00	\$15.38		0.000
03/15/21	EXCH FR 42908521733	\$2,536.61	\$16.55	153.269	153.269
12/20/21	REINVEST LT CAP GAIN DIST	\$31.39	\$17.45	1.799	155.068
12/20/21	REINVEST ST CAP GAIN DIST	\$2.59	\$17.45	0.148	155.216
12/23/21	REINVEST DIV DISTRIBUTION	\$91.48	\$17.44	5.245	160.461
12/30/21	CHECK REDEMPTION	\$115.32	\$17.60	6.552	153.909
	FEDERAL WITHHOLDING \$11.53				
	Ending Balance	\$2,705.72	\$17.58		153.909

RMD redemption





MUTUAL FUNDS

USAA Mutual Funds
P.O. Box 182903
Columbus, OH 43218-2903

Transaction Confirmation

December 30, 2021

Page 1 of 2

SP 01 000009 94211E 1 A**SNGLP
JUDY A RATHMELL
IRA
415 INDIANA ST
PUNXSUTAWNEY PA 15767-2211

Account Registration:

BOKF NA, DBA BANK OF TEXAS CUST
JUDY A RATHMELL
IRA
415 INDIANA ST
PUNXSUTAWNEY PA 15767-2211

Member Number:



How to Reach Us

Member Service: 800.235.8396

Online: WWW.VCM.COM

The new Victory Capital digital experience is live! Register for your new login credentials and learn about our investment offerings. Visit the digital experience now, www.vcm.com

Account Transaction Summary

Fund Name: USAA CORNERSTONE EQUITY FUND

Symbol: UCEQX

Fund-Account Number:

Effective Date	Transaction Description	Dollar Amount	Share Price	Shares	Total Shares
	Beginning Balance				160.461
12/30/21	CHECK REDEMPTION FEDERAL WITHHOLDING \$11.53 RETIREMENT REASON CODE NORMAL DISTRIBUTION	\$115.32	\$17.60	6.552	153.909
	Ending Balance	\$2,708.80	\$17.60		153.909



USAA Mutual Funds
P.O. Box 182903
Columbus, OH 43218-2903

Account Statement

January 4, 2021 to December 31, 2021

MUTUAL FUNDS

Page 3 of 4

Portfolio Account Details - continued

Earnings Summary

Fund Name	Period-to-Date		
	Dividends	Short-Term Capital-Gain	Long-Term Capital-Gain
USAA MONEY MARKET FUND	\$0.05	\$0.00	\$0.00
USAA CORNERSTONE EQUITY FUND	\$91.48	\$2.59	\$31.39
Portfolio Total Value	\$91.53	\$2.59	\$31.39

Year-to-Date

DIVIDENDS	\$91.53
SHORT-TERM CAPITAL GAINS	\$2.59
LONG-TERM CAPITAL GAINS	\$31.39
Portfolio Total	\$125.51

These earnings are subject to adjustment after year-end and should not be used for Tax Reporting.

Portfolio Retirement Contributions

2021 Year to Date Contribution Amounts \$0.00

2020 Year to Date Contribution Amounts \$0.00

As a reminder, if you have an eligible retirement account, annual minimum distributions must be withdrawn no later than Dec. 31 of the year beginning with the year in which you reach age 72. For the first calendar year in which you must start taking RMDs (i.e., the year in which you reach age 72), you may delay your withdrawal until April 1 of the following calendar year. If you elect to delay your first distribution until April 1 of the year after you reach age 72, you will be required to receive two minimum distributions in that calendar year. When you take two RMDs in the same year, both payments are subject to federal income tax for that year.

Account Transaction Summary

Fund Name: USAA MONEY MARKET FUND

Symbol: USAXX

Fund-Account Number: 042-42908521733

Effective Date	Transaction Description	Dollar Amount	Share Price	Shares	Total Shares
	Beginning Balance	\$2,536.56	\$1.00		2,536.560
01/29/21	REINVEST DIV DISTRIBUTION	\$0.02	\$1.00	0.020	2,536.580
02/26/21	REINVEST DIV DISTRIBUTION	\$0.02	\$1.00	0.020	2,536.600
03/15/21	REINVEST DIV DISTRIB ADJ	\$0.01	\$1.00	0.010	2,536.610
03/15/21	EXCH TO 79000016354	\$2,536.61	\$1.00	2,536.610	0.000
	Ending Balance	\$0.00	\$1.00		0.000

#8 Victory Roth IRA



USAA Mutual Funds
P.O. Box 182903
Columbus, OH 43218-2903

Account Statement

January 4, 2021 to December 31, 2021

MUTUAL FUNDS

Account Transaction Summary

Fund Name: USAA 500 INDEX FUND MEMBER SHARES
Fund-Account Number: 034-34000043456

Symbol: USSPX

Effective Date	Transaction Description	Dollar Amount	Share Price	Shares	Total Shares
	Beginning Balance	\$0.00	\$51.33		0.000
03/16/21	EXCH FR 42906097603	\$3,000.00	\$54.06	55.494	55.494
03/17/21	EXCH TO 81000008565	\$24.87	\$54.19	0.459	55.035
03/22/21	REINVEST DIV DISTRIBUTION	\$7.79	\$53.61	0.145	55.180
03/24/21	TRANSACTION FEE	\$2.50	\$52.84	0.047	55.133
06/22/21	REINVEST DIV DISTRIBUTION	\$8.75	\$57.90	0.151	55.284
06/24/21	500 INDEX MAINTENANCE FEE	\$2.50	\$58.20	0.043	55.241
09/20/21	REINVEST DIV DISTRIBUTION	\$8.40	\$59.46	0.141	55.382
09/23/21	500 INDEX MAINTENANCE FEE	\$2.50	\$60.74	0.041	55.341
12/16/21	REINVEST LT CAP GAIN DIST	\$131.63	\$61.10	2.154	57.495
12/16/21	REINVEST ST CAP GAIN DIST	\$5.30	\$61.10	0.087	57.582
12/21/21	500 INDEX MAINTENANCE FEE	\$2.50	\$60.95	0.041	57.541
12/22/21	REINVEST DIV DISTRIBUTION	\$9.82	\$61.41	0.160	57.701
	Ending Balance	\$3,590.73	\$62.23		57.701

Fund Name: USAA GROWTH FUND SHS
Fund-Account Number: 041-41000009411

Symbol: USAAX

Effective Date	Transaction Description	Dollar Amount	Share Price	Shares	Total Shares
	Beginning Balance	\$0.00	\$34.21		0.000
03/17/21	EXCH FR 42906097603	\$2,975.20	\$34.81	85.470	85.470
12/16/21	REINVEST LT CAP GAIN DIST	\$266.96	\$35.45	7.531	93.001
12/16/21	REINVEST ST CAP GAIN DIST	\$53.64	\$35.45	1.513	94.514
	Ending Balance	\$3,428.02	\$36.27		94.514

Fund Name: USAA MONEY MARKET FUND
Fund-Account Number: 042-42906097603

Symbol: USAXX

Effective Date	Transaction Description	Dollar Amount	Share Price	Shares	Total Shares
	Beginning Balance	\$22,885.79	\$1.00		22,885.790
01/29/21	REINVEST DIV DISTRIBUTION	\$0.17	\$1.00	0.170	22,885.960
02/26/21	REINVEST DIV DISTRIBUTION	\$0.17	\$1.00	0.170	22,886.130
03/16/21	EXCH TO 34000043456	\$3,000.00	\$1.00	3,000.000	19,886.130
03/17/21	EXCH TO 52000007283	\$7,323.56	\$1.00	7,323.560	12,562.570
03/17/21	EXCH TO 76000005645	\$5,034.95	\$1.00	5,034.950	7,527.620
03/17/21	EXCH TO 41000009411	\$2,975.20	\$1.00	2,975.200	4,552.420
03/17/21	EXCH TO 56000005744	\$2,746.34	\$1.00	2,746.340	1,806.080





USAA Mutual Funds
P.O. Box 182903
Columbus, OH 43218-2903

Account Statement

January 4, 2021 to December 31, 2021

Page 6 of 7

MUTUAL FUNDS

Account Transaction Summary - continued

Effective Date	Transaction Description	Dollar Amount	Share Price	Shares	Total Shares
03/17/21	REINVEST DIV DISTRIB ADJ	\$0.11	\$1.00	0.110	1,806.190
03/17/21	EXCH TO 81000008565	\$1,806.19	\$1.00	1,806.190	0.000
	Ending Balance	\$0.00	\$1.00		0.000

Fund Name: USAA INTERNATIONAL FUND SHS

Symbol: USIFX

Fund-Account Number: 052-52000007283

Effective Date	Transaction Description	Dollar Amount	Share Price	Shares	Total Shares
	Beginning Balance	\$0.00	\$26.18		0.000
03/17/21	EXCH FR 42906097603	\$7,323.56	\$28.01	261.462	261.462
12/16/21	REINVEST LT CAP GAIN DIST	\$371.60	\$27.58	13.474	274.936
12/16/21	REINVEST ST CAP GAIN DIST	\$125.31	\$27.58	4.544	279.480
12/22/21	REINVEST DIV DISTRIBUTION	\$142.64	\$27.24	5.236	284.716
	Ending Balance	\$7,858.16	\$27.60		284.716

Fund Name: USAA EMERGING MARKETS FUND SHS

Symbol: USEMX

Fund-Account Number: 056-56000005744

Effective Date	Transaction Description	Dollar Amount	Share Price	Shares	Total Shares
	Beginning Balance	\$0.00	\$22.51		0.000
03/17/21	EXCH FR 42906097603	\$2,746.34	\$23.96	114.622	114.622
12/22/21	REINVEST DIV DISTRIBUTION	\$17.63	\$21.83	0.808	115.430
	Ending Balance	\$2,548.69	\$22.08		115.430

Fund Name: USAA VALUE FUND SHS

Symbol: UVALX

Fund-Account Number: 076-76000005645

Effective Date	Transaction Description	Dollar Amount	Share Price	Shares	Total Shares
	Beginning Balance	\$0.00	\$15.67		0.000
03/17/21	EXCH FR 42906097603	\$5,034.95	\$17.59	286.239	286.239
12/16/21	REINVEST LT CAP GAIN DIST	\$183.88	\$18.42	9.983	296.222
12/16/21	REINVEST ST CAP GAIN DIST	\$66.60	\$18.42	3.616	299.838



USAA Mutual Funds
P.O. Box 182903
Columbus, OH 43218-2903

Account Statement

January 4, 2021 to December 31, 2021

MUTUAL FUNDS

Account Transaction Summary - continued

Effective Date	Transaction Description	Dollar Amount	Share Price	Shares	Total Shares
12/22/21	REINVEST DIV DISTRIBUTION	\$71.44	\$18.18	3.930	303.768
	Ending Balance	\$5,647.05	\$18.59		303.768

Fund Name: USAA SMALL CAP STOCK FUND SHS
Fund-Account Number: 081-8100008565

Symbol: USCAX

Effective Date	Transaction Description	Dollar Amount	Share Price	Shares	Total Shares
	Beginning Balance	\$0.00	\$18.43		0.000
03/17/21	EXCH FR 42906097603	\$1,806.19	\$21.95	82.287	82.287
03/17/21	EXCH FR 34000043456	\$24.87	\$21.95	1.133	83.420
12/16/21	REINVEST LT CAP GAIN DIST	\$337.11	\$14.31	23.558	106.978
12/16/21	REINVEST ST CAP GAIN DIST	\$202.31	\$14.31	14.138	121.116
	Ending Balance	\$1,815.53	\$14.98		121.116

#9 Liabilities During Reporting Periods

USAA Credit Card #1 \$15,000 - \$50,000

USAA Credit Card #2 \$15,000 - \$50,000

Bank of America Credit Card \$15,000 - \$15,000
Cash advances

Debt liquidated in 2022