

**UNITED STATES HOUSE OF REPRESENTATIVES  
2021 FINANCIAL DISCLOSURE STATEMENT**

Form A  
For Use by Members, Officers, and Employees

MAY - 2 2022

LEGISLATIVE RESOURCE CENTER  
(Office Use Only)

2022 MAY - 6 AM 11: 27

Name: STEPHEN MILLER

Daytime Telephone \_\_\_\_\_

A \$200 penalty for non-compliance against any individual who fails to file this statement on time.

FILER STATUS	<input checked="" type="checkbox"/> <sup>SPD, MFE</sup> Member of the U.S. House of Representatives	State: <u>NC</u>	Officer or Employee	Employing Office:	Staff Filer Type: (If Applicable) Shared <input type="checkbox"/> Principal Assistant <input type="checkbox"/>
	<input type="checkbox"/> Amendment	District: <u>07</u>			
REPORT TYPE	<input checked="" type="checkbox"/> 2021 Annual (Due: May 16, 2022)	Termination Date of Termination: _____			

**PRELIMINARY INFORMATION - ANSWER EACH OF THESE QUESTIONS**

A. Did you, your spouse, or your dependent child: a. Own any reportable asset that was worth more than \$1,000 at the end of the reporting period? <u>or</u> b. Receive more than \$200 in unearned income from any reportable asset during the reporting period?	Yes <input checked="" type="checkbox"/> No <input type="checkbox"/>	F. Did you have any reportable agreement or arrangement with an outside entity during the reporting period or in the current calendar year up through the date of filing?	Yes <input type="checkbox"/> No <input checked="" type="checkbox"/>
B. Did you, your spouse, or your dependent child purchase, sell, or exchange any securities or reportable real estate in a transaction exceeding \$1,000 during the reporting period?	Yes <input checked="" type="checkbox"/> No <input type="checkbox"/>	G. Did you, your spouse, or your dependent child receive any reportable gift(s) totaling more than \$415 in value from a single source during the reporting period?	Yes <input type="checkbox"/> No <input checked="" type="checkbox"/>
C. Did you or your spouse have "earned" income (e.g., salaries, honoraria, or pension/IRA distributions) of \$200 or more during the reporting period?	Yes <input checked="" type="checkbox"/> No <input type="checkbox"/>	H. Did you, your spouse, or your dependent child receive any reportable travel or reimbursements for travel totaling more than \$415 in value from a single source during the reporting period?	Yes <input type="checkbox"/> No <input checked="" type="checkbox"/>
D. Did you, your spouse, or your dependent child have any reportable liability (more than \$10,000) at any point during the reporting period?	Yes <input type="checkbox"/> No <input checked="" type="checkbox"/>	I. Did any individual or organization make a donation to charity in lieu of paying you for a speech, appearance, or article during the reporting period?	Yes <input type="checkbox"/> No <input checked="" type="checkbox"/>
E. Did you hold any reportable positions during the reporting period or in the current calendar year up through the date of filing?	Yes <input type="checkbox"/> No <input checked="" type="checkbox"/>	<b>ATTACH THE CORRESPONDING SCHEDULE IF YOU ANSWER "YES"</b>	

**IPO AND EXCLUSION OF SPOUSE, DEPENDENT, OR TRUST INFORMATION - ANSWER EACH OF THESE QUESTIONS**

IPO - Did you purchase any shares that were allocated as a part of an Initial Public Offering during the reporting period? If you answered "Yes" to this question, please contact the Committee on Ethics for further guidance.

Yes  No

TRUSTS - Details regarding "Qualified Blind Trusts" approved by the Committee on Ethics and certain other "excepted trusts" need not be disclosed. Have you excluded from this report details of such a trust that benefits you, your spouse, or dependent child?

Yes  No

EXEMPTION - Have you excluded from this report any other assets, "unearned" income, transactions, or liabilities of a spouse or your dependent child because they meet all three basis for exemption? Do not answer "yes" unless you have first consulted with the Committee on Ethics.

Yes  No

# SCHEDULE A - ASSETS & "UNEARNED INCOME"

Name: STEPHEN MILLER

Page 2 of 10

BLOCK A Assets and/or Income Sources		BLOCK B Value of Asset													BLOCK C Type of Income							BLOCK D Amount of Income												BLOCK E Transaction	
<p>Identify (a) each asset held for investment or production of income and with a fair market value exceeding \$1,000 at the end of the reporting period, and (b) any other reportable asset or source of income that generated more than \$200 in "unearned" income during the year.</p> <p>Provide complete names of stocks and mutual funds (do not use only ticker symbols).</p> <p>For all IRAs and other retirement plans (such as 401(k) plans), provide the value for each asset held in the account that exceeds the reporting threshold.</p> <p>For bank and other cash accounts, total the amount in all interest-bearing accounts. If the total is over \$5,000, list every financial institution where there is more than \$1,000 in interest-bearing accounts.</p> <p>For rental and other real property held for investment, provide a complete address or description, e.g., "rental property," and a city and state.</p> <p>For an ownership interest in a privately-held business that is not publicly traded, state the name of the business, the nature of its activities, and its geographic location in Block A.</p> <p>Exclude: Your personal residence, including second homes and vacation homes (unless there was rental income during the reporting period); and any financial interest in, or income derived from, a federal retirement program, including the Thrift Savings Plan.</p> <p>If you report a privately-traded fund that is an Excepted Investment Fund, please check the "EIF" box.</p> <p>If you so choose, you may indicate that an asset or income source is that of your spouse (SP) or dependent child (DC), or jointly held with anyone (JT), in the optional column on the far left.</p> <p>For a detailed discussion of Schedule A requirements, please refer to the instruction booklet.</p>		<p>Indicate value of asset at close of the reporting period. If you use a valuation method other than fair market value, please specify the method used. If an asset was sold during the reporting period and is included only because it generated income, the value should be "None."</p> <p>(Column H is for assets held by your spouse or dependent child in which you have no interest.)</p>													<p>Check all columns that apply. For accounts that generate tax-deferred income (such as 401(k), IRA, or 529 accounts), you may check the "Tax-Deferred" column. Dividends, interest, and capital gains, even if reinvested, must be disclosed as income for assets held in taxable accounts. Check "None" if the asset generated no income during the reporting period.</p>							<p>For assets for which you checked "Tax-Deferred" in Block C, you may check the "None" column. For all other assets indicate the category of income by checking the appropriate box below. Dividends, interest, and capital gains, even if reinvested, must be disclosed as income for taxable accounts. Check "None" if no income was earned or generated.</p> <p>(Column XII is for assets held by your spouse or dependent child in which you have no interest.)</p>												<p>Indicate if the asset had purchases (P), sales (S), or exchanges (E) exceeding \$1,000 in the reporting period.</p> <p>If only a portion of an asset was sold, please indicate so (S(part)).</p> <p>Leave this column blank if there are no transactions that exceeded \$1,000.</p>	
		A	B	C	D	E	F	G	H	I	J	K	L	M	NONE	DIVIDENDS	RENT	INTEREST	CAPITAL GAINS	EXCEPTED/BLIND TRUST	TAX-DEFERRED	Other Type of Income (Specify: e.g., Partnership Income or Farm Income)	I	II	III	IV	V	VI	VII	VIII	IX	X	XI	XII	P, S, S(part), or E
None	\$1-\$1,000	\$1,001-\$15,000	\$15,001-\$50,000	\$50,001-\$100,000	\$100,001-\$250,000	\$250,001-\$500,000	\$500,001-\$1,000,000	\$1,000,001-\$5,000,000	\$5,000,001-\$25,000,000	\$25,000,001-\$50,000,000	Over \$50,000,000	Spouse/DC Asset over \$1,000,000*	NONE	DIVIDENDS	RENT	INTEREST	CAPITAL GAINS	EXCEPTED/BLIND TRUST	TAX-DEFERRED	Other Type of Income (Specify: e.g., Partnership Income or Farm Income)	None	\$1-\$200	\$201-\$1,000	\$1,001-\$2,500	\$2,501-\$5,000	\$5,001-\$15,000	\$15,001-\$50,000	\$50,001-\$100,000	\$100,001-\$1,000,000	\$1,000,001-\$5,000,000	Over \$5,000,000	Spouse/DC Asset with income over \$1,000,000*	P, S, S(part), or E		
Examples:	None																																		
SP	DC	JT	EIF																																
	SP	None																																	
	Examples:	None																																	
		None																																	
		None																																	
		None																																	
		None																																	
		None																																	
		None																																	
		None																																	
		None																																	
		None																																	
		None																																	
		None																																	
		None																																	
		None																																	
		None																																	
		None																																	
		None																																	
		None																																	
		None																																	
		None																																	
		None																																	
		None																																	
		None																																	
		None																																	
		None																																	
		None																																	
		None																																	
		None																																	
		None																																	
		None																																	
		None																																	
		None																																	
		None																																	
		None																																	
		None																																	
		None																																	
		None																																	
		None																																	
		None																																	
		None																																	
		None																																	
		None																																	
		None																																	
		None																																	
		None																																	
		None																																	
		None																																	
		None																																	
		None																																	
		None																																	
		None																																	
		None																																	
		None																																	



















**Fidelity**  
INVESTMENT

FIDELITY PRIVATE  
CLIENT GROUP

2021 YEAR-END INVESTMENT REPORT  
January 1, 2021 - December 31, 2021

Envelope # BLWBSWB8BNFPK

ETEDUCALM1111CR

**Your Portfolio Value: \$3,056,437.32**

Change Since January 1:	▼ \$2,997.54
<b>Beginning Portfolio Value as of Jan 1, 2021 z</b>	<b>\$3,059,434.86</b>
Additions	267,306.54
Subtractions	-474,365.60
Transaction Costs, Fees & Charges	-51.65
Change in Investment Value *	204,061.52
<b>Ending Portfolio Value as of Dec 31, 2021 **</b>	<b>\$3,056,437.32</b>
Accrued Interest (AI)	17,175.34
<b>Ending Portfolio Value Incl. AI</b>	<b>\$3,073,612.66</b>

**FOR YOUR INFORMATION**

This statement is not a replacement for your tax forms and may not reflect all adjustments necessary for your tax reporting purposes. Refer to your IRS tax forms (including your Form(s) 1099 and Form(s) 5498, which will be mailed to you under separate cover.

- \* Reflects appreciation or depreciation of your holdings due to price changes, transactions from Other Activity In or Out and Multi-currency transactions, plus any distribution and income earned during the statement period.
- \*\* Excludes unpriced securities.
- z If you added or removed an account to your statement-reporting household during this period, the Beginning Portfolio Value and Change from Last Period are based off the accounts that were in the statement household as of the end of the last period and thus may not accurately reflect the updated statement household.

**Contact Information**

Online Fidelity.com  
 FAST@-Automated Telephone (800) 544-5555  
 Private Client Group (800) 544-5704





**Fidelity**  
INVESTMENTS

FIDELITY PRIVATE  
CLIENT GROUP

2021 YEAR-END INVESTMENT REPORT  
January 1, 2021-December 31, 2021

# Portfolio Summary

## Accounts Included in This Report

Page	Account Type/Name	Account Number	Beginning Value <sup>z</sup>	Ending Value
<b>GENERAL INVESTMENTS</b>				
4	FIDELITY® CASH MANAGEMENT ACCOUNT STEPHEN MILLER - INDIVIDUAL	289-490296	\$3,603.27	\$32,673.11
7	FIDELITY ACCOUNT STEPHEN MILLER - INDIVIDUAL TOD	289-490300	1,354,455.85	1,321,947.19
15	FIDELITY ACCOUNT STEPHEN MILLER - INDIVIDUAL TOD	289-490598	77,189.94	77,207.80
<b>PERSONAL RETIREMENT</b>				
17	FIDELITY TRADITIONAL IRA STEPHEN MILLER - TRADITIONAL IRA - FIDELITY MANAGEMENT TRUST CO - CUSTODIAN	488-044385	1,624,175.80	1,624,809.42
	Ending Portfolio Value		\$3,059,434.86	\$3,056,437.32
	Accrued Interest(AI)			\$17,175.34
	Ending Including AI			\$3,073,612.66

Total Portfolio Trades Jan 2021 - Dec 2021: 0

<sup>z</sup> If you added or removed an account to your statement-reporting household during this period, the Beginning Portfolio Value and Change from Last Period are based off the accounts that were in the statement household as of the end of the last period and thus may not accurately reflect the updated statement household.



Portfolio Summary (continued)

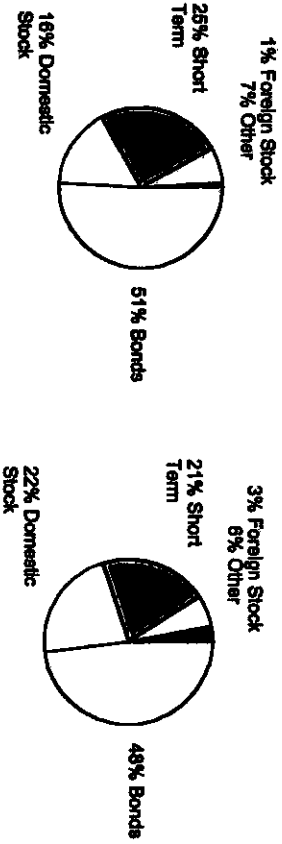
Income Summary

	Year-to-Date
<b>Taxable</b>	<b>\$39,330.07</b>
Dividends	16,914.22
Interest	22,415.85
<b>Tax-exempt</b>	<b>5,804.72</b>
Interest	5,804.72
<b>Tax-deferred</b>	<b>63,840.46</b>
<b>Total</b>	<b>\$108,775.25</b>

Asset Allocation

Jan 1, 2021

Dec 31, 2021



Asset Class	% of Portfolio Jan 1	% of Portfolio Dec 31
Bonds	51%	48%
Domestic Stock	16	22

Asset Class	% of Portfolio Jan 1	% of Portfolio Dec 31
Short Term	25	21
Other	7	6
Foreign Stock	1	3

**IMPORTANT:** If you have any unsettled trades pending, the asset allocation presented above may be materially impacted and, depending on the size and scope of such unsettled trades, rendered unreliable. Asset allocation includes Other Holdings and Assets Held Away when applicable. Please note that, due to rounding, percentages may not add to 100%. For further details, please see "Frequently Asked Questions" at [Fidelity.com/statements](https://www.fidelity.com/statements).

The Jan 1 values and asset allocation percentages shown above are based off the accounts that were in your statement household as of the beginning of the year. If you added an account to your statement household after January 1st, those assets are not included in the Jan 1 values or asset allocation percentages.



**Fidelity**  
INVESTMENTS

FIDELITY PRIVATE  
CLIENT GROUP

2021 YEAR-END INVESTMENT REPORT  
January 1, 2021 - December 31, 2021

**Account Summary**

STEPHEN MILLER - INDIVIDUAL - TOD

Account Value: **\$32,673.11**

Account Holdings

Jan 1, 2021

Dec 31, 2021

Change Since January 1

▲ \$29,069.84

Beginning Account Value as of Jan 1, 2021

\$3,603.27

Additions

267,306.54

Deposits

31,480.37

Exchanges In

235,826.17

Subtractions

-238,238.60

Withdrawals

-62,370.04

Exchanges Out

-3,836.00

Cards, Checking & Bill Payments

-172,058.56

Transaction Costs, Fees & Charges

26.00

Change In Investment Value \*



1.90

Ending Account Value as of Dec 31, 2021

\$32,673.11

Total Account Trades Jan 2021 - Dec 2021: 0

\* Reflects appreciation or depreciation of your holdings due to price changes, transactions from Other Activity In or Out and Multi-currency transactions, plus any distribution and income earned during the statement period.



Holding Type	Value Jan 1	% of Portfolio Jan 1	Value Dec 31	% of Portfolio Dec 31
Core Account	\$3,603	100%	\$32,673	100%
<b>Total</b>	<b>\$3,603</b>	<b>100%</b>	<b>\$32,673</b>	<b>100%</b>

**Income Summary**

	Dec 31, 2021
Taxable	\$1.90
Interest	1.90
<b>Total</b>	<b>\$1.90</b>



**Fidelity**  
INVESTMENTS

FIDELITY PRIVATE  
CLIENT GROUP

2021 YEAR-END INVESTMENT REPORT  
January 1, 2021 - December 31, 2021

STEPHEN MILLER - INDIVIDUAL - TDU

**Core Account and Credit Balance Cash Flow**  
Core Account: FDIC INSURED DEPOSIT AT CITIBANK NOT COVERED BY SIPC

Beginning Balance as of Jan 1, 2021	\$3,603.27
Investment Activity	
Dividends, Interest & Other Income D	1.90
Exchanges In	235,826.17
Exchanges Out	-3,836.00
Total Investment Activity	\$231,992.07
Cash Management Activity	
Deposits	31,480.37
Withdrawals	-62,370.04
Checking Activity	-167,040.00
Debit Card Activity	-5,018.56
Fees & Charges	26.00
Total Cash Management Activity	-\$202,922.23
Ending Balance as of Dec 31, 2021	\$32,673.11

D Includes dividend reinvestments.

**Holdings**

**Core Account**

Description	Quantity	Price Per Unit	Market Value	Income Earned
FDIC INSURED DEPOSIT AT CITIBANK	21,334.080	\$1.0000	\$21,334.08	\$1.13
NOT COVERED BY SIPC (QPCTO)				
- Interest rate: 0.01% <sup>h</sup>				
FDIC INSURED DEPOSIT AT BNY	9,498.250	1.0000	9,498.25	0.54
NOT COVERED BY SIPC (QBANYQ)				
- Interest rate: 0.01% <sup>h</sup>				
FDIC INSURED DEPOSIT AT UNION BANK NA	1,838.390	1.0000	1,838.39	0.23
NOT COVERED BY SIPC (QPIBQ)				
- Interest rate: 0.01% <sup>h</sup>				



**Fidelity**  
INVESTMENTS

FIDELITY PRIVATE  
CLIENT GROUP

2021 YEAR-END INVESTMENT REPORT  
January 1, 2021 - December 31, 2021

**Holdings**

STEPHEN MILLER - INDIVIDUAL - TOD

Core Account (continued)

Description	Quantity	Price Per Unit	Market Value	Total	Income Earned
FDIC INSURED DEPOSIT AT WELLS	2.390	1.0000	2.39		
FARGO BK <sup>q</sup>					
NOT COVERED BY SIPC (QPICQ)					
-- Interest rate: 0.01% <sup>h</sup>					
Total Core Account (100% of account holdings)			\$32,673.11		\$1.90

Total Holdings

\$32,673.11

\$1.90

- <sup>h</sup> The stated Interest Rate is the interest rate effective for Cash Balances in your FDIC-Insured Deposit Sweep on the last day of the statement period.
- <sup>q</sup> Customers are responsible for monitoring their total assets at the Program Bank to determine the extent of available FDIC Insurance. Subject to the terms of the customer agreement, customers are reminded that funds are swept to a Program Bank the business day following the date that funds are credited to your account and until swept to a Program Bank, funds are covered by SIPC. For additional information, please see the FDIC-Insured Deposit Sweep Disclosures on Fidelity.com.



**Fidelity**  
INVESTMENTS

FIDELITY PRIVATE  
CLIENT GROUP

2021 YEAR-END INVESTMENT REPORT  
January 1, 2021 - December 31, 2021

**Account Summary**

STEPHEN MILLER - INDIVIDUAL - TOD

Account Value: **\$1,321,947.19**

Account Holdings

Jan 1, 2021

Dec 31, 2021

Change Since January 1 **▼ \$32,508.66**

Beginning Account Value as of Jan 1, 2021	\$1,354,455.85
Subtractions	-162,000.00
Exchanges Out	-162,000.00
Change in Investment Value *	129,491.34
Ending Account Value as of Dec 31, 2021	\$1,321,947.19
Accrued Interest (AI)	6,955.92
Ending Account Value Incl. AI	\$1,328,903.11

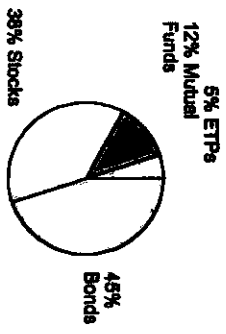
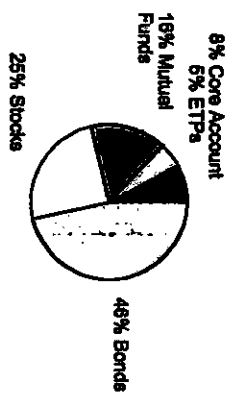
Total Account Trades Jan 2021 - Dec 2021: 0

\* Reflects appreciation or depreciation of your holdings due to price changes, transactions from Other Activity In or Out and Multi-currency transactions, plus any distribution and income earned during the statement period.

**Core Account and Credit Balance Cash Flow**

Core Account: CASH

Beginning Balance as of Jan 1, 2021	\$103,875.76
Investment Activity	
Securities Bought	-\$71,386.00
Securities Sold	88,460.20



Holding Type	Value Portfolio		% of Portfolio	
	Jan 1	Jan 1	Dec 31	Dec 31
Bonds	\$636,308	47%	\$598,981	45%
Stocks	334,911	25	501,379	38
Mutual Funds	214,380	16	162,941	12
ETPs	64,980	5	64,790	5
Core Account	103,875	8	3,885	-
<b>Total</b>	<b>\$1,354,455</b>	<b>100%</b>	<b>\$1,321,947</b>	<b>100%</b>

**Income Summary**

	Dec 31, 2021
Taxable	\$99,320.51
Ordinary Dividends	16,906.56
Dividends	22,413.95
Interest	



Core Account and Credit Balance Cash Flow (continued)

Core Account: CASH

Dividends, Interest & Other Income D	44,904.37
Exchanges Out	-162,000.00
Total Investment Activity	-\$100,020.43
Ending Balance as of Dec 31, 2021	\$3,885.33

D Includes dividend reinvestments.

Income Summary (continued)

Tax-exempt	5,804.72
Interest	5,804.72
Total	\$44,925.23

STEPHEN MILLER - INDIVIDUAL - TOD

Holdings

Core Account

Description	Quantity	Price Per Unit	Market Value	Total Cost Basis	Unrealized Gain/Loss	Income Earned
CASH	3,855.330	\$1.0000	\$3,855.33	not applicable	not applicable	\$4.47
<i>For balances below \$99,999,999.99, the current interest rate is 0.01%.</i>						
Total Core Account (0% of account holdings)			\$3,855.33			\$4.47

Mutual Funds

Description	Quantity	Price Per Unit	Market Value	Total Cost Basis	Unrealized Gain/Loss	Income Earned
<b>Short-Term Funds</b>						
FIDELITY MKKT PREMIUM CLASS (FZDXX)	162,941.110	\$1.0000	\$162,941.11	not applicable	not applicable	\$20.86
- 7-day Yield: 0.01%						
Total Short-Term Funds (12% of account holdings)			\$162,941.11			\$20.86
Total Mutual Funds (12% of account holdings)			\$162,941.11			\$20.86



**Fidelity**  
INVESTMENTS

FIDELITY PRIVATE  
CLIENT GROUP

2021 YEAR-END INVESTMENT REPORT  
January 1, 2021 - December 31, 2021

**Holdings**

STEPHEN MILLER - INDIVIDUAL - T0U

**Exchange Traded Products**

Includes exchange-traded funds (ETFs), exchange-traded notes (ETNs), and other exchange-traded vehicles.

Description	Quantity	Price Per Unit	Market Value	Total Cost Basis	Unrealized Gain/Loss	Income Earned
<b>Equity ETPs</b>						
VANECK ETF TRUST PREFERRED SECURIT (PFXX)	1,000,000	\$21.8800	\$21,880.00	\$19,919.95	\$1,960.05	\$1,020.80
Total Equity ETPs (2% of account holdings)			21,880.00	19,919.95	1,960.05	-
<b>Other ETPs</b>						
SPDR ICE PREFERRED SECURITIES ETF (PSK)	1,000,000	\$42.9100	\$42,910.00	\$43,457.20	-\$547.20	\$2,160.00
Total Other ETPs (3% of account holdings)			42,910.00	43,457.20	-547.20	-
Total Exchange Traded Products (5% of account holdings)			\$64,790.00	\$63,377.15	\$1,412.85	\$3,180.80

**Stocks**

Description	Quantity	Price Per Unit	Market Value	Total Cost Basis	Unrealized Gain/Loss	Income Earned
<b>Common Stock</b>						
CVS HEALTH CORPORATION COM USD0.01 (CVS)	1,000,000	\$103.1600	\$103,160.00	\$71,386.00	\$31,774.00	\$1,500.00
DOMINION ENERGY INC COM(D)	400,000	78.6800	31,424.00	30,081.00	1,343.00	1,008.00
DUKE ENERGY CORP NEW COM NEW ISIN #US26441C2044 SEDOL #871ZSK0 (DUK)	600,000	104.9000	62,940.00	49,287.00	13,653.00	2,340.00
JPMORGAN CHASE & CO(JPM)	500,000	159.3500	79,175.00	49,905.00	29,270.00	1,850.00
US BANCORP(USB)	4,000,000	56.1700	224,680.00	146,389.52	78,290.48	8,880.00
Total Common Stock (38% of account holdings)			\$501,379.00	\$347,047.52	\$154,331.48	\$13,578.00
Total Stocks (38% of account holdings)			\$501,379.00	\$347,047.52	\$154,331.48	\$13,578.00



FIDELITY PRIVATE  
CLIENT GROUP

2021 YEAR-END INVESTMENT REPORT  
January 1, 2021 - December 31, 2021

Holdings

STEPHEN MILLER - INDIVIDUAL - TOD

Bonds	Description	Maturity	Quantity	Price Per Unit	Total Market Value	Accrued Int (Adj)	Total Cost Basis	Unrealized Gain/Loss	Income Earned	Coupon Rate
Corporate Bonds	MORGAN STANLEY MTN	05/22/23	5,000,000	\$104.1410	\$5,207.05	\$22.21	\$4,588.25	\$618.80	\$205.00	4.100%
	FIXED COUPON MOODY'S Baa1 S&P BBB SEMIANNUALLY CUSIP: 61747YDU6				10,824.00	120.52	10,045.53	578.47	487.50	4.875
	GENERAL MTRS CO NOTE	10/02/23	10,000,000	108.2400	10,824.00	120.52	10,045.53	578.47	487.50	4.875
	CALL MAKE WHOLE				21,213.60	118.83	19,964.00	1,249.60	930.00	4.850
	ASPEN INS HLDGS LTD	11/15/23	20,000,000	108.0880	21,213.60	118.83	19,964.00	1,249.60	930.00	4.850
	NOTE CALL MAKE WHOLE				2,000,000	106.1730	2,013,268	110.20	99.96	5.000
	FIXED COUPON MOODY'S Baa2 S&P BBB SEMIANNUALLY MAKE WHOLE CALL CUSIP: 04630DAD4	12/15/23	2,000,000	106.1730	2,123.48	4.44	2,013,268	110.20	99.96	5.000
	GOLDMAN SACHS GROUP				107,240.00	232.33	10,050.39	673.61	610.00	5.100
	INC MTN				8,582.40	120.00	6,148.31	434.09	400.00	5.000
	FIXED COUPON MOODY'S A2 S&P BBB+ MONTHLY CUSIP: 38141E2K4	01/17/24	10,000,000	107.2400	10,724.00	232.33	10,050.39	673.61	610.00	5.100
	GENERAL MTRS FINL CO				122,173.00	269.72	10,828.62	1,390.88	687.50	6.875
	INC NOTE				12,217.30	269.72	10,828.62	1,390.88	687.50	6.875
	FIXED COUPON MOODY'S Baa3 S&P BBB SEMIANNUALLY NEXT CALL DATE 12/17/2023 CONT CALL 12/17/2023 MAKE WHOLE CALL CUSIP: 37045XCR5	09/13/24	8,000,000	107.2800	8,582.40	120.00	6,148.31	434.09	400.00	5.000
	MORGAN STANLEY MTN				118,628.00	31.87	6,311.64	805.92	382.50	6.375
	FIXED COUPON MOODY'S A1 S&P BBB+ SEMIANNUALLY CUSIP: 61760L4H8	05/06/28	10,000,000	122.1730	12,217.30	269.72	10,828.62	1,390.88	687.50	6.875
	TIMKEN CO MTN				7,117.58	31.87	6,311.64	805.92	382.50	6.375
	FIXED COUPON MOODY'S Baa2 S&P BBB- SEMIANNUALLY CUSIP: 88736TAA8	08/01/28	6,000,000	118.6280	7,117.58	31.87	6,311.64	805.92	382.50	6.375
	BELLSOUTH TELECOM BOND CALL MAKE WHOLE				12,025.00	195.62	10,168.67	1,856.33	682.50	6.625
	FIXED COUPON S&P BBB SEMIANNUALLY MAKE WHOLE CALL CUSIP: 0798867AW7	10/01/28	10,000,000	120.2500	12,025.00	195.62	10,168.67	1,856.33	682.50	6.625
	FORD MTR CO DEL BOND				11,215.00	68.04	10,099.28	1,115.72	532.50	5.325
	FIXED COUPON MOODY'S Baa2 S&P BB+ SEMIANNUALLY CUSIP: 345370BYS	11/15/28	10,000,000	112.1500	11,215.00	68.04	10,099.28	1,115.72	532.50	5.325
	TOLEDO HOSPITAL SER 2016B BOND				23,460.00	631.25	20,530.42	2,919.58	1,276.00	6.375
	FIXED COUPON MOODY'S Baa3 S&P BBB SEMIANNUALLY MAKE WHOLE CALL CUSIP: 889184AC1	02/01/29	20,000,000	117.2500	23,460.00	631.25	20,530.42	2,919.58	1,276.00	6.375
	FORD MTR CO DEL NOTE				14,045.80	306.94	11,220.03	2,825.77	812.50	6.125
	FIXED COUPON MOODY'S Baa2 S&P BB+ SEMIANNUALLY CUSIP: 345370BZ2	02/15/30	10,000,000	140.4580	14,045.80	306.94	11,220.03	2,825.77	812.50	6.125
	TOSCO CORP NOTE CALL MAKE WHOLE									
	FIXED COUPON MOODY'S A3 S&P A- SEMIANNUALLY MAKE WHOLE CALL CUSIP: 891490AT1									



FIDELITY PRIVATE  
CLIENT GROUP

2021 YEAR-END INVESTMENT REPORT  
January 1, 2021 - December 31, 2021

Holdings

STEPHEN MILLEK - INDIVIDUAL - 10U

Bonds (continued)

Description	Maturity	Quantity	Price Per Unit	Total Market Value	Accrued Int (AI)	Total Cost Basis	Unrealized Gain/Loss	Income Earned	Coupon Rate
Corporate Bonds (continued)									
BURLINGTON RES FIN CO NOTE	08/15/31	10,000,000	140.4580	14,045.80	272.00	11,172.22 B	2,873.58	720.00	7.200
FIXED COUPON MOODYS A3	S&P A- SEMIANNUALLY MAKE WHOLE CALL CUSIP: 12201PAB2								
BURLINGTON RES FIN CO NOTE	12/01/31	10,000,000	143.8030	14,380.30	81.87	11,554.34 B	2,805.96	740.00	7.400
FIXED COUPON MOODYS A3	S&P A- SEMIANNUALLY MAKE WHOLE CALL CUSIP: 12201PAN6								
VERIZON NEW YORK INC BOND CALL MAKE WHOLE	04/01/32	19,000,000	135.1940	25,686.86	380.37	21,328.98 B	4,356.90	1,401.26	7.375
FIXED COUPON S&P BBB+ SEMIANNUALLY MAKE WHOLE CALL CUSIP: 82344YAB5									
VALERO ENERGY CORP NOTE CALL MAKE WHOLE	04/15/32	10,000,000	138.1000	13,810.00	158.33	11,508.80 B	2,300.20	750.00	7.500
FIXED COUPON MOODYS Baa2	S&P BBB SEMIANNUALLY MAKE WHOLE CALL CUSIP: 91913YAE0								
CITIGROUP INC NOTE	02/22/33	9,000,000	127.0100	11,430.90	189.47	9,598.03 B	1,842.87	628.78	6.875
FIXED COUPON MOODYS Baa2	S&P BBB SEMIANNUALLY CUSIP: 172867BU4								
SOUTHWESTERN PUB SVC CO NOTE	10/01/33	15,000,000	124.9710	18,745.65	226.00	16,267.23 B	2,478.42	900.00	6.000
FIXED COUPON MOODYS Baa2	S&P A- SEMIANNUALLY MAKE WHOLE CALL CUSIP: 845749BJ1								
GOLDMAN SACHS GROUP INC MTN	12/15/33	10,000,000	122.9710	12,297.10	26.67	10,745.47 B	1,551.63	800.00	6.000
FIXED COUPON MOODYS A2	S&P BBB+ MONTHLY CUSIP: 38141ER92								
ASSURED GTY US HLDGS INC NOTE	06/01/34	10,000,000	135.5280	13,552.80	58.33	10,914.41 B	2,638.39	700.00	7.000
FIXED COUPON MOODYS Baa2	S&P A SEMIANNUALLY MAKE WHOLE CALL CUSIP: 04621WAA8								
KLA CORP NOTE CALL MAKE WHOLE	11/01/34	15,000,000	128.5970	19,289.55	141.25	14,782.55 B	4,527.00	847.50	5.650
VARIABLE COUPON MOODYS A2	S&P BBB+ SEMIANNUALLY NEXT CALL DATE 07/01/2034 CONT CALL 07/01/2034 MAKE WHOLE CALL CUSIP: 482480AF7								
SUNCOR ENERGY INC NEW NOTE	12/01/34	10,000,000	128.7720	12,877.20	49.58	10,655.34 B	2,221.86	595.00	5.950
FIXED COUPON MOODYS Baa1	S&P BBB+ SEMIANNUALLY MAKE WHOLE CALL CUSIP: 867229AD8								
GOLDMAN SACHS GROUP INC NOTE	05/01/36	10,000,000	136.8820	13,688.20	107.60	11,253.68 B	2,434.52	645.00	6.450
FIXED COUPON MOODYS Baa2	S&P BBB SEMIANNUALLY MAKE WHOLE CALL CUSIP: 38143YAC7								
AETNA INC NEW BOND	08/15/36	15,000,000	143.6580	21,548.40	394.97	17,627.33 B	3,921.07	1,045.50	6.970
FIXED COUPON MOODYS Baa1	S&P A- SEMIANNUALLY CUSIP: 008117AJ2								



FIDELITY PRIVATE  
CLIENT GROUP

2021 YEAR-END INVESTMENT REPORT  
January 1, 2021 - December 31, 2021

Holdings

STEPHEN MILLER - INDIVIDUAL - TOD

Bonds (continued)

Description	Maturity	Quantity	Price Per Unit	Total Market Value	Accrued Int. (AU)	Total Cost Basis	Unrealized Gain/Loss	Income Earned	Coupon Rate
Corporate Bonds (continued)									
AT&T INC NOTE CALL MAKE WHOLE	09/01/37	10,000,000	134.5290	13,452.90	216.67	11,262.52 B	2,200.38	650.00	6.500
FIXED COUPON MOODYS Baa2 S&P BBB SEMIANNUALLY MAKE WHOLE CALL CUSIP: 00206RAD4	10/09/37	3,000,000	140.1940	4,205.82	43.05	3,344.27 B	861.55	189.00	6.300
LINCOLN NATL CORP IND NOTE									
FIXED COUPON MOODYS Baa1 S&P A- SEMIANNUALLY MAKE WHOLE CALL CUSIP: 634187AW9	01/15/38	20,000,000	136.5980	27,319.20	581.00	23,037.64 B	4,281.56	1,260.00	6.300
AT&T INC NOTE CALL MAKE WHOLE	01/15/38	2,000,000	107.7500	2,156.00	84.59	2,301.78 B	-146.78	140.00	7.000
FIXED COUPON MOODYS Baa2 S&P BBB SEMIANNUALLY MAKE WHOLE CALL CUSIP: 00206RAG7	01/15/38	2,000,000	107.7500	2,156.00	84.59	2,301.78 B	-146.78	140.00	7.000
NORDSTROM INC NOTE CALL MAKE WHOLE									
FIXED COUPON MOODYS Baa1 S&P BB+ SEMIANNUALLY MAKE WHOLE CALL CUSIP: 655864AL4	03/15/39	16,000,000	131.4050	19,710.75	267.21	16,579.53 B	3,131.22	907.50	6.050
SOUTHERN CALIF EDISON CO BOND									
FIXED COUPON MOODYS A3 S&P A- SEMIANNUALLY MAKE WHOLE CALL CUSIP: 842400FL2	10/15/39	10,000,000	159.5490	15,954.90	178.39	12,982.96 B	2,961.94	845.00	8.450
PROTECTIVE LIFE CORP NOTE CALL MAKE WHOLE									
FIXED COUPON MOODYS Baa1 S&P A- SEMIANNUALLY MAKE WHOLE CALL CUSIP: 743674AY9	12/01/98	10,000,000	185.7030	18,570.30	59.37	12,276.67 B	6,293.63	712.50	7.125
INTERNATIONAL BUSINESS MACHS BOND									
FIXED COUPON MOODYS A3 S&P A- SEMIANNUALLY MAKE WHOLE CALL CUSIP: 459200AP6									
Total Corporate Bonds (33% of account holdings)									
				\$431,246.80		\$363,132.11	\$88,114.69	\$21,161.98	
Municipal Bonds									
WISCONSIN ST HEALTH & EDL FAGS AUTH REV	11/15/36	10,000,000	\$110.5290	\$11,052.90	\$39.93	\$8,946.74 B	\$2,106.16	\$312.50	3.135%
FIXED COUPON PRE-REFUNDED 05/15/2028 @ 100,000 MOODYS Aa2 S&P AA+ SEMIANNUALLY CONT CALL 05/15/2028 EXTRAORDINARY CALL CUSIP: 87712DQO2	12/01/27	5,000,000	104.5810	5,226.05	16.67	5,001.12 B	226.93	332.22	4.000
NEW JERSEY ST HIGHER ED ASSISTANCE AUTH									
FIXED COUPON MOODYS Aaa S&P AA SEMIANNUALLY NEXT CALL DATE 12/01/2023 CONT CALL 12/01/2023 EXTRAORDINARY CALL CUSIP: 648080QO7	07/01/34	15,000,000	109.8500	16,477.50	300.00	15,030.08 B	1,447.42	600.00	4.000
HARTFORD CONN GO REF BGS SER.2015A									
FIXED COUPON ASSD GUAR MUNI INSD MOODYS Aa3 S&P AA SEMIANNUALLY NEXT CALL DATE 07/01/2025 100.00 CONT CALL 07/01/2025 CUSIP: 416415HB6									



FIDELITY PRIVATE  
CLIENT GROUP

2021 YEAR-END INVESTMENT REPORT  
January 1, 2021 - December 31, 2021

Holdings

STEPHEN MILLER - INDIVIDUAL - 10U

Bonds (continued)

Description	Maturity	Quantity	Price	Total Market Value	Cost Basis	Unrealized Gain/Loss	Income Earned	Coupon Rate
Municipal Bonds (continued)								
PORT AUTH N Y & N J CONSOLIDATED BIDS	07/15/34	15,000.000	103.4910	15,523.65	14,911.50 B	612.15	600.00	4.000
				278.87				
FIXED COUPON MOODYS Aa3 S&P A+ SEMIANNUALLY NEXT CALL DATE 01/15/2023		10,000.000	112.1400	11,214.00	10,033.78 B	1,180.22	400.00	4.000
				181.11				
PENNSYLVANIA ST GO BDS SER.2015	08/15/34	10,000.000	102.7210	10,272.10	5,136.05	5,007.95 B	128.10	200.00
				50.00				
WASHINGTON ST HEALTH CARE FACS AUTH REV	10/01/34	5,000.000	105.9450	5,297.25	10,002.82 B	691.68	400.00	4.000
				33.33				
FIXED COUPON MOODYS Aa3 S&P AA- SEMIANNUALLY NEXT CALL DATE 12/01/2024		10,000.000	106.9140	10,691.40	9,228.32 B	1,463.08	350.00	3.500
				58.33				
SOUTH BROWARD HOSP DST FLA REV HOSP	05/01/35	10,000.000	103.6220	10,362.20	5,011.28 B	169.82	185.00	3.700
				15.42				
FIXED COUPON MOODYS Aa3 S&P AA SEMIANNUALLY NEXT CALL DATE 09/15/2025		5,000.000	108.1420	5,407.10	5,018.25 B	388.85	187.50	3.750
				8.33				
GEORGIA ST HSG & FIN AUTH REV SINGLE FAM	12/01/35	5,000.000	110.5880	5,529.40	10,023.82 B	1,034.78	400.00	4.000
				151.11				
FIXED COUPON MOODYS Aa3 S&P A+ SEMIANNUALLY NEXT CALL DATE 10/15/2026		10,000.000	109.9970	10,999.70	9,870.09 B	1,129.61	337.50	3.375
				71.25				
CONNECTICUT ST GO BDS SER. E	10/15/36	10,000.000	112.8880	11,288.80	5,032.35 B	612.05	200.00	4.000
				25.58				
TARRANT CNTY TEX CULTRAL ED FACS FIN	11/15/36	5,000.000	105.7420	5,287.10	9,098.36 B	1,475.84	300.00	3.000
				73.33				
FIXED COUPON MOODYS Aa3 S&P AA SEMIANNUALLY NEXT CALL DATE 08/15/2026		10,000.000	113.6210	11,362.10	10,288.82 B	1,073.28	400.00	4.000
				166.67				
NEW MEXICO ST HOSP EQUIP LN COUNCIL	08/01/37	10,000.000	108.1420	10,814.20	5,018.25 B	388.85	187.50	3.750
				8.33				



**Fidelity**  
INVESTMENTS

FIDELITY PRIVATE  
CLIENT GROUP

2021 YEAR-END INVESTMENT REPORT  
January 1, 2021 - December 31, 2021

**Holdings**

STEPHEN MILLER - INDIVIDUAL - 1000

**Bonds (continued)**

Description	Maturity	Quantity	Price Per Unit	Total Market Value	Accrued Int (AI)	Total Cost Basis	Unrealized Gain/Loss	Income Earned	Coupon Rate
<b>Municipal Bonds (continued)</b>									
WISCONSIN ST HEALTH & EDL FACS AUTH REV	08/15/38	10,000,000	115.9970	11,599,700	151.11	9,935,000 B	1,654.70	400.00	4.000
FIXED COUPON WOODY'S A&S S&P AA SEMIANNUALLY NEXT CALL DATE 08/15/2028 100.00 CONT CALL 08/15/2028 EXTRAORDINARY CALL CUSIP: 97712DN36				\$157,734.95		\$142,440.28	\$15,294.67	\$5,804.72	
<b>Total Municipal Bonds (12% of account holdings)</b>									
				\$888,984.75		\$505,572.39	\$88,409.36	\$26,768.70	

**Total Holdings**

Accrued Interest (AI)	\$1,321,947.19	\$915,997.06	\$239,153.69	\$43,550.63
Total Including Accrued Interest (AI)	\$1,328,903.11			
Total Income earned on positions no longer held				\$1,247.50

All positions held in cash account unless indicated otherwise.

**A1** (Accrued Interest) - Represents interest accumulated since the last coupon date, but not yet paid by the issuer or received by NFS. There is no guarantee that AI will be paid by the issuer. Please refer to the Help/Glossary section of Fidelity.com for additional information.

Total Cost Basis does not include the cost basis on core, money market or other positions where cost basis is unknown or not applicable.

**c** Cost basis information (or proceeds from short sales) has been provided by you and has not been adjusted except as otherwise indicated. When positions are transferred between accounts, in certain cases, cost basis information may be automatically transferred and deemed to be customer-provided.

**B** See Additional Information and Endnotes for important information about the adjusted cost basis information provided.



**Fidelity**  
INVESTMENTS

FIDELITY PRIVATE  
CLIENT GROUP®

2021 YEAR-END INVESTMENT REPORT  
January 1, 2021 - December 31, 2021

**Account Summary**

**STEPHEN MILLER - INDIVIDUAL - TOD**

Account Value: **\$77,207.60**

Account Holdings

Jan 1, 2021

Dec 31, 2021

Change Since January 1 **▲ \$7.66**

Beginning Account Value as of Jan 1, 2021 **\$77,199.94**

Change In Investment Value \* **7.66**

Ending Account Value as of Dec 31, 2021 **\$77,207.60**

Total Account Trades Jan 2021 - Dec 2021: 0

\* Reflects appreciation or depreciation of your holdings due to price changes, transactions from Other Activity In or Out and Multi-currency transactions, plus any distribution and income earned during the statement period.

**Core Account and Credit Balance Cash Flow**  
Core Account: FIDELITY GOVERNMENT MONEY MARKET

Beginning Balance as of Jan 1, 2021 **\$10,993.00**

Investment Activity


Dividends, Interest & Other Income D **1.07**

Total Investment Activity **\$1.07**

Ending Balance as of Dec 31, 2021 **\$10,994.07**

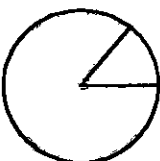
D Includes dividend reinvestments.

14% Core Account



86% Mutual Funds

14% Core Account



86% Mutual Funds

Holding Type	Value Portfolio		% of Portfolio	
	Jan 1	Jan 1	Dec 31	Dec 31
Mutual Funds	\$86,206	86%	\$86,213	86%
Core Account	10,993	14	10,994	14
<b>Total</b>	<b>\$77,199</b>	<b>100%</b>	<b>\$77,207</b>	<b>100%</b>

**Income Summary**

Taxable Ordinary Dividends **\$7.66**

Dividends **7.66**

**Total** **\$7.66**



**Fidelity**  
INVESTMENTS

FIDELITY PRIVATE  
CLIENT GROUP

2021 YEAR-END INVESTMENT REPORT  
January 1, 2021 - December 31, 2021

**Holdings**

STEPHEN MILLER - INDIVIDUAL - 10U

**Core Account**

Description	Quantity	Price Per Unit	Market Value	Total	Income Earned
FIDELITY GOVERNMENT MONEY MARKET (SPAXX)	10,994.070	\$1.0000	\$10,994.07		\$1.07
- 7-day Yield: 0.01%					
<b>Total Core Account (14% of account holdings)</b>				<b>\$10,994.07</b>	<b>\$1.07</b>

**Mutual Funds**

Description	Quantity	Price Per Unit	Market Value	Total	Income Earned
<b>Short-Term Funds</b>					
FIDELITY MUNICIPAL MONEY MARKET (FTEXX)	0.410	\$1.0000	\$0.41		-
- 7-day Yield: 0.01%					
FIDELITY MMKT PREMIUM CLASS (FZDXX)	66,213.120	1.0000	66,213.12		6.59
- 7-day Yield: 0.01%					
<b>Total Short-Term Funds (86% of account holdings)</b>				<b>\$66,213.53</b>	<b>\$6.59</b>
<b>Total Mutual Funds (98% of account holdings)</b>				<b>\$66,213.53</b>	<b>\$6.59</b>

<b>Total Holdings</b>				<b>\$77,207.60</b>	<b>\$7.66</b>
-----------------------	--	--	--	--------------------	---------------

All positions held in cash account unless indicated otherwise.



FIDELITY PRIVATE  
CLIENT GROUP

2021 YEAR-END INVESTMENT REPORT  
January 1, 2021 - December 31, 2021

**Account Summary**

STEPHEN MILLER - TRADITIONAL IRA

Account Value: **\$1,624,609.42**

Change Since January 1 **▲ \$433.62**

Beginning Account Value as of Jan 1, 2021	\$1,624,175.80
Subtractions	-74,127.00
Distributions	-73,826.17
Transaction Costs, Fees & Charges	-77.65
Taxes Withheld	-223.18
<b>Change in Investment Value *</b>	<b>74,560.62</b>
Ending Account Value as of Dec 31, 2021	\$1,624,609.42
Accrued Interest (AI)	10,219.42
Ending Account Value Incl. AI	\$1,634,828.84

Total Account Trades Jan 2021 - Dec 2021: 0

\* Reflects appreciation or depreciation of your holdings due to price changes, transactions from Other Activity In or Out and Multi-currency transactions, plus any distribution and income earned during the statement period.

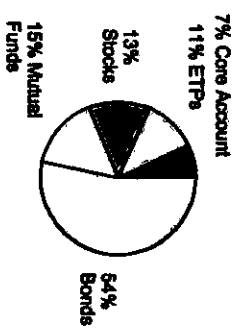
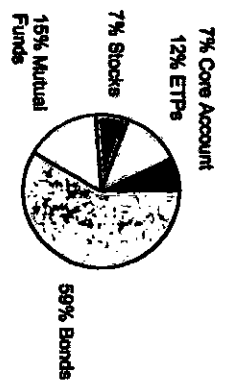
**Core Account and Credit Balance Cash Flow**  
Core Account: FDIC INSURED DEPOSIT AT CITIBANK IRA NOT COVERED BY SIPC

Beginning Balance as of Jan 1, 2021	\$108,653.03
Investment Activity	
Securities Bought	-\$275,387.42
Securities Sold	291,529.05

Account Holdings

Jan 1, 2021

Dec 31, 2021



Holding Type	Value Jan 1	% of Portfolio Jan 1	Value Dec 31	% of Portfolio Dec 31
Bonds	\$948,216	58%	\$865,785	53%
Mutual Funds	248,150	15	248,175	15
Stocks	116,811	7	206,279	13
ETPs	202,945	12	186,730	11
Core Account	108,653	7	117,638	7
<b>Total</b>	<b>\$1,624,175</b>	<b>100%</b>	<b>\$1,624,609</b>	<b>100%</b>

Income Summary

	Dec 31, 2021
Tax-deferred	\$63,840.46
<b>Total</b>	<b>\$63,840.46</b>



FIDELITY PRIVATE  
CLIENT GROUP

2021 YEAR-END INVESTMENT REPORT  
January 1, 2021 - December 31, 2021

**Core Account and Credit Balance Cash Flow** (continued)  
Core Account: **FDIC INSURED DEPOSIT AT CITIBANK IRA NOT COVERED BY SIPC**

**STEPHEN MILLER - TRADITIONAL IRA**

Dividends, Interest & Other Income	63,761.61
Other Activity In	54.02
<b>Total Investment Activity</b>	<b>\$79,957.26</b>
Cash Management Activity	
Distributions	-73,826.17
Taxes Withheld	-223.18
Fees & Charges	-75.00
<b>Total Cash Management Activity</b>	<b>-\$74,124.35</b>
<b>Ending Balance as of Dec 31, 2021</b>	<b>\$117,638.33</b>

**Distributions Made in 2021**

Reportable dist.	\$73,826.17
<b>Required Minimum Distribution (RMD) Estimate</b>	
<b>Total 2021 RMD for this account</b>	<b>\$73,826.17</b>
<b>RMD Distributions</b>	<b>Dec 31, 2021</b>
	\$73,826.17

*This estimate was calculated using:*  
 2020 Year-end Balance: \$1,624,175.80  
 Life Expectancy Factor: 22.00  
 IRS Table: Uniform Lifetime Table

For more information on RMD, please see "Additional Information and Endnotes" at the end of this statement or visit [Fidelity.com/RMD](http://Fidelity.com/RMD).

**Holdings**

**Core Account**

Description	Quantity	Price Per Unit	Market Value	Total	Cost	Unrealized Gain/Loss	Income Earned
<b>FDIC INSURED DEPOSIT AT CITIBANK IRA</b>	107,321.730	\$1.0000	\$107,321.73		not applicable	not applicable	\$12.87
NOT COVERED BY SIPC (QPCEBQ) Interest rate: 0.01% <sup>h</sup>							
<b>FDIC INSURED DEPOSIT AT BNY MELLON IRA</b>	10,073.700	1.0000	10,073.70		not applicable	not applicable	1.52
NOT COVERED BY SIPC (QBVIQ) Interest rate: 0.01% <sup>h</sup>							
<b>FDIC INSURED DEPOSIT AT US BANK IRA</b>	242.900	1.0000	242.90		not applicable	not applicable	-
NOT COVERED BY SIPC (AUSCO) Interest rate: 0.01% <sup>h</sup>							
<b>Total Core Account (7% of account holdings)</b>				<b>\$117,638.33</b>			<b>\$14.39</b>



**Fidelity**  
INVESTMENTS

FIDELITY PRIVATE  
CLIENT GROUP

2021 YEAR-END INVESTMENT REPORT  
January 1, 2021 - December 31, 2021

**Holdings**

STEPHEN MILLER - TRADITIONAL IRA

**Mutual Funds**

Description	Quantity	Price Per Unit	Total Market Value	Cost	Unrealized Gain/Loss	Income Earned
<b>Short-Term Funds</b>						
FIDELITY MMKT PREMIUM CLASS (FZDXX)	248,175.190	\$1.0000	\$248,175.19	not applicable	not applicable	\$24.83
- 7-day yield: 0.01%						
Total Short-Term Funds (15% of account holdings)			\$248,175.19			\$24.83
Total Mutual Funds (15% of account holdings)			\$248,175.19			\$24.83

**Exchange Traded Products**

*Includes exchange-traded funds (ETFs), exchange-traded notes (ETNs), and other exchange-traded vehicles.*

Description	Quantity	Price Per Unit	Total Market Value	Cost	Unrealized Gain/Loss	Income Earned
<b>Equity ETPs</b>						
SPDR INDEX SHS FDS PORTFLO EURP ETF (SPEU)	500,000	\$42.8100	\$21,305.00	\$18,977.95	\$2,327.05	\$588.09
VANECK ETF TRUST PREFERRED SECURIT (PFXF)	5,000,000	21.8800	109,400.00	101,171.22	8,228.78	4,975.50
Total Equity ETPs (8% of account holdings)			130,705.00	120,149.17	10,555.83	-
<b>Other ETPs</b>						
FIRST TR EXCHANGE TRADED FD VI MULTI ASSET DIVERSIFIED INCOME INDEX FD (MDIV)	1,000,000	\$16.5954	\$16,595.40	\$21,887.95	-\$5,292.55	\$879.70
ISHARES TR PFD AND INCM SEC(PFF)	1,000,000	39.4300	39,430.00	37,144.70	2,285.30	1,755.54
Total Other ETPs (3% of account holdings)			56,025.40	59,032.65	-3,007.25	-
Total Exchange Traded Products (11% of account holdings)			\$186,730.40	\$179,181.82	\$7,548.58	\$8,178.80



**Fidelity**  
INVESTMENTS

FIDELITY PRIVATE  
CLIENT GROUP

2021 YEAR-END INVESTMENT REPORT  
January 1, 2021 - December 31, 2021

### Holdings

STEPHEN MILLER - TRADITIONAL IRA

### Stocks

Description	Quantity	Price Per Unit	Total Market Value	Cost	Unrealized Gain/Loss	Income Earned
<b>Common Stock</b>						
CITIGROUP INC (C)	55,000	\$80.3900	\$3,321.45	unknown	unknown	\$112.20
DOMINION ENERGY INC COM(D)	600,000	78.5600	47,136.00	47,334.99	-198.99	1,512.00
VOLKSWAGEN AG UNSPON ADS EACH	2,500,000	29.3850	73,462.50	82,085.00	-8,622.50	846.18
REP 0.1 ORD						
SHS (VMAGY)						
WEYERHAEUSER CO MTN BE COM NEW (WV)	2,000,000	41.1800	82,360.00	76,420.00	5,940.00	2,020.00
Total Common Stock (13% of account holdings)			\$206,279.95	\$205,839.99	-\$2,881.49	\$4,480.38
Total Stocks (13% of account holdings)			\$206,279.95	\$205,839.99	-\$2,881.49	\$4,480.38

### Bonds

Description	Maturity	Quantity	Price Per Unit	Total Market Value	Accrued Int (AI)	Cost	Unrealized Gain/Loss	Income Earned	Coupon Rate
<b>Corporate Bonds</b>									
LEHMAN BRTHRS HLDGR BOND	03/01/15	15,000,000	-	unavailable	-	unknown	unknown	\$54.02	8.800%
FIXED COUPON SEMIANNUALLY CUSIP: 624ESCA91									
GOLDMAN SACHS GROUP INC MTN	05/15/22	25,000,000	101.1510	25,267.75	53.89	25,005.85	262.10	1,212.48	4.860
FIXED COUPON MOODYS A2	S&P BBB+ MONTHLY CUSIP: 38141E2C2								
CIGNA CORP NOTE	01/15/23	2,000,000	107.0780	2,141.58	76.54	2,060.28	81.30	188.00	8.300
FIXED COUPON MOODYS Baa1 SEMIANNUALLY CUSIP: 125508AG4									
TIME WARNER ENTMT CO LP BOND	03/15/23	15,000,000	108.4420	16,266.30	389.80	15,400.28	866.02	1,256.26	6.375
FIXED COUPON MOODYS Ba1	S&P BBB- SEMIANNUALLY CUSIP: 88731EAF7								
MORGAN STANLEY MTN	05/22/23	15,000,000	104.1410	15,621.15	96.62	13,782.80	1,858.35	615.00	4.100
FIXED COUPON MOODYS Baa1	S&P BBB SEMIANNUALLY CUSIP: 61747YDUG								



FIDELITY PRIVATE  
CLIENT GROUP

2021 YEAR-END INVESTMENT REPORT  
January 1, 2021 - December 31, 2021

Holdings

STEPHEN MILLER - TRADITIONAL IRA

Bonds (continued)

Description	Maturity	Quantity	Price Per Unit	Total Market Value	Accrued Int (A)	Cost	Unrealized Gain/Loss	Income Earned	Coupon Rate
Corporate Bonds (continued)									
VIACOMCBS INC NOTE	11/01/23	20,000,000	109.2070	21,841.40	237.50	20,637.72B	1,303.89	1,425.00	7.125
FIXED COUPON MOODYS Baa2 S&P BBB SEMIANNUALLY CUSIP: 124845AF5	11/15/24	12,000,000	119.1820	14,301.84	131.41	13,048.24B	1,255.60	1,028.40	8.570
BK OF AMERICA CORP MTN	11/15/24								
FIXED COUPON MOODYS Baa1 S&P BBB+ SEMIANNUALLY CUSIP: 638585AA7	08/01/25	9,000,000	113.9840	10,258.58	50.92	9,348.86B	909.70	611.10	6.790
UNION CARBIDE CORP BOND	08/01/25								
FIXED COUPON MOODYS Baa2 S&P BBB SEMIANNUALLY CUSIP: 905581AQ7	09/15/26	12,000,000	121.1380	14,536.88	330.93	12,926.01B	1,610.67	978.00	7.300
INDIANA BELL TEL INC BOND	09/15/26								
FIXED COUPON MOODYS Baa2 S&P BBB SEMIANNUALLY CUSIP: 454814AK4	10/15/26	3,000,000	125.8280	3,774.78	48.29	3,367.74B	417.04	228.76	7.625
JPMORGAN CHASE & CO BOND	10/15/26								
FIXED COUPON MOODYS A3 S&P BBB+ SEMIANNUALLY CUSIP: 0589438AH4	10/15/26	20,000,000	115.7500	23,160.00	316.67	21,833.50B	1,316.50	1,500.00	7.500
OCCIDENTAL PETE CORP BOND	10/15/26								
FIXED COUPON MOODYS WR S&P BB SEMIANNUALLY CUSIP: 907834AB1	10/01/27	15,000,000	126.4840	18,968.80	280.62	16,139.13B	2,830.47	1,042.50	6.950
WEYERHAEUSER CO BOND	10/01/27								
FIXED COUPON MOODYS Baa2 S&P BBB SEMIANNUALLY CUSIP: 982188AV4	11/15/27	5,000,000	120.1320	6,006.80	13.33	5,330.11B	676.49	300.00	6.000
JOHN HANCOCK LIFE INSURANCE CO MTN	11/15/27								
FIXED COUPON MOODYS A2 S&P AA- MONTHLY CUSIP: 41013MCP3	03/15/28	10,000,000	112.6250	11,262.50	204.64	10,569.10B	673.40	695.00	6.950
NORDSTROM INC BOND	03/15/28								
FIXED COUPON MOODYS Ba1 S&P BB+ SEMIANNUALLY CUSIP: 655864AH3	04/15/28	20,000,000	124.1080	24,821.80	293.02	unknown	unknown	1,388.00	6.940
VERIZON COMMUNICATIONS INC	04/15/28								
FIXED COUPON MOODYS Baa2 S&P BBB+ SEMIANNUALLY CUSIP: 362320BA0	06/01/28	6,000,000	118.6260	7,117.56	31.87	6,337.30B	780.26	382.50	6.375
BELLSOUTH TELECOM BOND CALL MAKE WHOLE	06/01/28								
FIXED COUPON S&P BBB SEMIANNUALLY MAKE WHOLE CALL CUSIP: 079867AW7	10/15/29	10,000,000	131.8980	13,189.80	168.89	11,371.63B	1,818.17	800.00	8.000
VERIZON MID INC BOND	10/15/29								
FIXED COUPON MOODYS WR S&P BBB+ SEMIANNUALLY CUSIP: 185089AP0									



**Fidelity**  
INVESTMENTS

FIDELITY PRIVATE  
CLIENT GROUP

2021 YEAR-END INVESTMENT REPORT  
January 1, 2021 - December 31, 2021

**Holdings**

STEPHEN MILLER - TRADITIONAL IRA

Bonds (continued)

Description	Maturity	Quantity	Price Per Unit	Total Market Value	Accrued Int (Adj)	Cost	Unrealized Gain/Loss	Income Earned	Coupon Rate
Corporate Bonds (continued)									
VERIZON NEW ENG INC BOND	11/15/29	20,000,000	135.3300	27,066.00	201.25	unknown	unknown	1,575.00	7.875
FIXED COUPON S&P BBB+ SEMIANNUALLY CUSIP: 644239AY1									
VERIZON NEW JERSEY INC BOND	11/15/29	25,000,000	132.1750	33,043.75	250.78	27,769.15	5,254.60	1,982.50	7.850
FIXED COUPON MOODYS WR S&P BBB+ SEMIANNUALLY CUSIP: 645767AW4									
TOSCO CORP NOTE CALL MAKE WHOLE	02/15/30	12,000,000	140.4580	16,854.98	368.33	14,175.81	2,679.15	975.00	8.125
FIXED COUPON MOODYS A3 S&P A- SEMIANNUALLY MAKE WHOLE CALL CUSIP: 891490AT1									
VODAFONE GROUP BOND CALL MAKE WHOLE	02/15/30	10,000,000	139.0877	13,906.78	297.50	11,846.78	2,259.98	787.50	7.875
FIXED COUPON MOODYS Baa2 S&P BBB SEMIANNUALLY MAKE WHOLE CALL CUSIP: 828577AH0									
MACYS INC BOND CALL MAKE WHOLE	03/01/30	10,000,000	112.2500	11,225.00	282.50	11,421.20	-196.20	787.50	7.875
FIXED COUPON MOODYS Ba3 S&P BB- SEMIANNUALLY MAKE WHOLE CALL CUSIP: 577779BK9									
VERIZON MD INC BOND	09/01/31	10,000,000	141.8550	14,185.80	345.83	11,859.84	2,325.98	830.00	8.300
FIXED COUPON S&P BBB+ SEMIANNUALLY CUSIP: 169089AQ8									
HESS CORP NOTE CALL MAKE WHOLE	09/15/31	10,000,000	133.2800	13,328.00	275.78	11,165.83	2,162.17	730.00	7.300
FIXED COUPON MOODYS Ba1 S&P BBB- SEMIANNUALLY MAKE WHOLE CALL CUSIP: 023551AJ3									
BURLINGTON RES FIN CO NOTE	09/15/31	10,000,000	140.4580	14,045.80	272.00	11,183.05	2,862.75	720.00	7.200
FIXED COUPON MOODYS A3 S&P A- SEMIANNUALLY MAKE WHOLE CALL CUSIP: 12201PAB2									
BELLSOUTH CORP NOTE CALL MAKE WHOLE	10/15/31	10,000,000	127.7920	12,779.20	145.14	11,059.95	1,719.25	687.50	6.875
FIXED COUPON S&P BBB SEMIANNUALLY MAKE WHOLE CALL CUSIP: 079886AD4									
CANADIAN NAT RES LTD MTD TERM NOTE	01/15/32	10,000,000	132.9880	13,293.60	332.00	11,307.99	1,985.61	720.00	7.200
FIXED COUPON MOODYS Baa2 S&P BBB- SEMIANNUALLY MAKE WHOLE CALL CUSIP: 136985AC5									
GOLDMAN SACHS GROUP INC MTN	09/15/32	15,000,000	117.6800	17,652.00	36.67	15,712.80	1,939.10	825.00	5.500
FIXED COUPON MOODYS A2 S&P BBB+ MONTHLY CUSIP: 38141EN21									
VERIZON NEW YORK INC BOND CALL MAKE WHOLE	04/01/32	10,000,000	135.1940	13,519.40	184.37	11,301.41	2,217.99	737.50	7.375
FIXED COUPON S&P BBB+ SEMIANNUALLY MAKE WHOLE CALL CUSIP: 92344XAB5									



FIDELITY PRIVATE  
CLIENT GROUP

2021 YEAR-END INVESTMENT REPORT  
January 1, 2021 - December 31, 2021

Holdings

STEPHEN MILLER - TRADITIONAL IRA

Bonds (continued)

Description	Maturity	Quantity	Price Per Unit	Total Market Value	Accrued Int (Adj)	Cost	Unrealized Gain/Loss	Income Earned	Coupon Rate
Corporate Bonds (continued)									
VALERO ENERGY CORP NOTE CALL MAKE WHOLE	04/15/32	11,000,000	138.1000	15,191.00	174.17	12,922.27 B	2,268.73	825.00	7.500
FIXED COUPON MOODYS Baa2 S&P BBB SEMIANNUALLY MAKE WHOLE CALL CUSIP: 91913YAE0									
ROGERS COMMUNICATIONS INC	05/01/32	10,000,000	150.9540	15,085.40	145.83	12,549.58 B	2,545.82	875.00	8.750
FIXED COUPON MOODYS Baa1 S&P BBB+ SEMIANNUALLY MAKE WHOLE CALL CUSIP: 77509NAF0									
HSBC FINANCE CORP NOTE	05/17/32	28,000,000	127.8900	35,806.40	289.94	32,830.70 B	2,975.70	2,135.00	7.625
FIXED COUPON MOODYS WR SEMIANNUALLY CUSIP: 441812JZ8									
VODAFONE GROUP CALL MAKE WHOLE	11/30/32	10,000,000	132.6780	13,267.80	53.82	10,897.61 B	2,570.19	625.00	6.250
FIXED COUPON MOODYS Baa2 S&P BBB SEMIANNUALLY MAKE WHOLE CALL CUSIP: 92857WAB6									
CITIGROUP INC NOTE	02/22/33	9,080,000	127.0100	11,430.90	189.47	9,534.12 B	1,996.78	528.78	5.875
FIXED COUPON MOODYS Baa2 S&P BBB SEMIANNUALLY CUSIP: 172897BU4									
GOLDMAN SACHS GROUP INC MTN	08/15/33	1,000,000	117.8220	1,178.22	2.44	1,011.56 B	166.66	54.98	5.500
FIXED COUPON MOODYS A2 S&P BBB+ MONTHLY CUSIP: 38141EW70									
GOLDMAN SACHS GROUP INC MTN	11/15/33	13,000,000	114.8380	14,902.94	30.33	13,313.88 B	1,589.06	882.56	5.250
FIXED COUPON MOODYS A2 S&P BBB+ MONTHLY CUSIP: 38141E3V9									
GOLDMAN SACHS GROUP INC MTN	12/15/33	7,000,000	122.9710	8,607.97	18.67	7,284.55 B	1,323.42	420.00	6.000
FIXED COUPON MOODYS A2 S&P BBB+ MONTHLY CUSIP: 38141ER92									
WEYERHAEUSER CO BOND CALL MAKE WHOLE	12/15/33	10,000,000	138.7080	13,670.80	30.56	11,255.80 B	2,415.20	897.50	8.875
FIXED COUPON MOODYS Baa2 S&P BBB SEMIANNUALLY MAKE WHOLE CALL CUSIP: 982189BT0									
ASSURED GTY US HLDGS INC NOTE	08/01/34	10,000,000	135.5280	13,552.80	58.33	11,291.86 B	2,260.84	700.00	7.000
FIXED COUPON MOODYS Baa2 S&P A SEMIANNUALLY MAKE WHOLE CALL CUSIP: 04821WAAB									
BK OF AMERICA CORP MTN	08/01/34	10,000,000	129.2610	12,926.10	50.42	11,124.75 B	1,801.35	605.00	6.050
FIXED COUPON MOODYS A2 S&P A SEMIANNUALLY CUSIP: 590187TN3									
BELLSOUTH CORP BOND CALL MAKE WHOLE	08/15/34	15,000,000	128.1420	18,221.30	43.67	16,388.13 B	2,832.17	982.50	6.550
FIXED COUPON S&P BBB SEMIANNUALLY MAKE WHOLE CALL CUSIP: 079880AE2									



FIDELITY PRIVATE  
CLIENT GROUP

2021 YEAR-END INVESTMENT REPORT  
January 1, 2021 - December 31, 2021

Holdings

STEPHEN MILLER - TRADITIONAL IRA

Bonds (continued)

Description	Maturity	Quantity	Price Per Unit	Total Market Value	Accrued Int (Adj)	Cost	Unrealized Gain/Loss	Income Earned	Coupon Rate
Corporate Bonds (continued)									
AT&T INC NOTE CALL MAKE WHOLE	08/15/34	11,000,000	131.5920	14,475.12	31.53	11,990.83 B	2,484.29	709.50	6.450
FIXED COUPON MOODY'S Baa2 S&P BBB SEMIANNUALLY MAKE WHOLE CALL CUSIP: 78387GAMS									
MAGY'S RETAIL HOLDINGS LLC BOND	07/15/34	11,000,000	112.7440	12,401.84	339.84	11,834.05 B	487.79	710.39	6.700
FIXED COUPON MOODY'S Baa3 S&P BB+ SEMIANNUALLY MAKE WHOLE CALL CUSIP: 56617LAM4									
21ST CENTY FOX AMER INC BOND	08/01/34	5,000,000	149.4770	7,473.85	176.04	6,390.73 B	1,083.12	422.50	8.450
FIXED COUPON MOODY'S WR S&P BBB+ SEMIANNUALLY CUSIP: 90131HBE4									
BELLSOUTH CORP NOTE CALL MAKE WHOLE	11/15/34	10,000,000	123.3020	12,350.20	78.87	10,371.45 B	1,958.75	800.00	6.000
FIXED COUPON S&P BBB SEMIANNUALLY MAKE WHOLE CALL CUSIP: 079880AK8									
CNOOC PETROLEUM NORTH AMERICA NOTE	03/10/35	10,000,000	123.4140	12,341.40	181.15	10,877.99 B	1,683.41	587.50	5.875
FIXED COUPON MOODY'S A1 S&P A+ SEMIANNUALLY MAKE WHOLE CALL CUSIP: 65334HAE2									
APPLIED MATLS INC NOTE CALL MAKE WHOLE	10/01/35	10,000,000	129.8010	12,980.10	187.50	10,155.78 B	2,804.32	510.00	5.100
FIXED COUPON MOODY'S A2 S&P A SEMIANNUALLY NEXT CALL DATE 04/01/2035 CONT CALL 04/01/2035 MAKE WHOLE CALL CUSIP: 038222AK1									
GENERAL MTRS CO NOTE CALL MAKE WHOLE	04/01/36	15,000,000	135.4370	20,315.55	247.50	16,795.38 B	3,520.17	990.00	6.800
FIXED COUPON MOODY'S Baa3 S&P BBB SEMIANNUALLY NEXT CALL DATE 10/01/2035 CONT CALL 10/01/2035 MAKE WHOLE CALL CUSIP: 37045VAK6									
ARIZONA PUB SVC CO NOTE CALL MAKE WHOLE	08/01/36	10,000,000	140.9320	14,088.20	286.46	12,028.91 B	2,064.29	687.50	6.875
FIXED COUPON MOODY'S A3 S&P BBB+ SEMIANNUALLY MAKE WHOLE CALL CUSIP: 040555CK8									
CORNING INC NOTE CALL MAKE WHOLE	08/15/36	13,000,000	120.3270	15,642.51	356.09	14,719.80 B	922.71	942.50	7.250
FIXED COUPON MOODY'S Baa1 S&P BBB+ SEMIANNUALLY NEXT CALL DATE 08/15/2028 MAKE WHOLE CALL CUSIP: 219350AR8									
BK OF AMERICA CORP MTN MAKE WHOLE	03/07/37	15,000,000	136.1910	20,428.65	331.37	17,747.80 B	2,681.05	1,046.26	6.975
FIXED COUPON MOODY'S Baa1 S&P BBB+ SEMIANNUALLY CUSIP: 88858SBC2									
BK OF AMERICA CORP NOTE MAKE WHOLE	09/15/37	20,000,000	134.1830	26,836.60	392.78	22,638.07 B	4,198.53	1,300.00	6.500
FIXED COUPON MOODY'S Baa1 S&P BBB+ SEMIANNUALLY CUSIP: 069050EDL5									
MORGANTO CO NOTE CALL MAKE WHOLE	04/15/38	10,000,000	124.3660	12,436.60	124.03	11,043.31 B	1,393.29	587.50	5.875
FIXED COUPON MOODY'S WR S&P BBB SEMIANNUALLY MAKE WHOLE CALL CUSIP: 61168WAG6									



Holdings

STEPHEN MILLER - TRADITIONAL

Bonds (continued)

Description	Maturity	Quantity	Price Per Unit	Total Market Value	Accrued Int (AI)	Cost	Unrealized Gain/Loss	Income Earned	Coupon Rate
Corporate Bonds (continued)									
AT&T INC NOTE CALL MAKE WHOLE	05/15/38	10,000,000	135.3520	13,535.20	91.78	11,126.37 B	2,408.83	640.00	6.400
FIXED COUPON MOODY'S Baa2 S&P BBB SEMIANNUALLY MAKE WHOLE CALL CUSIP: 00206RANZ	08/15/38	10,000,000	137.5250	13,752.50	197.28	11,819.84 B	1,932.66	670.00	6.700
CALL MAKE WHOLE									
FIXED COUPON MOODY'S Baa1 S&P BBB+ SEMIANNUALLY MAKE WHOLE CALL CUSIP: 408216AW1	02/15/39	10,000,000	139.3630	13,936.30	247.44	11,372.60 B	2,563.70	655.00	6.550
AT&T INC NOTE CALL MAKE WHOLE									
FIXED COUPON MOODY'S Baa2 S&P BBB SEMIANNUALLY MAKE WHOLE CALL CUSIP: 00206RAS1	11/30/39	15,000,000	157.1550	23,573.25	103.33	18,663.95 B	4,909.30	1,200.00	8.000
TRANSATLANTIC HLDGS INC									
FIXED COUPON MOODY'S Baa1 S&P BBB+ SEMIANNUALLY MAKE WHOLE CALL CUSIP: 893521AB0	01/01/14	10,000,000	149.5310	14,953.10	242.90	9,433.70 B	5,519.40	485.80	4.858
CLEVELAND CLINIC FNDTN BOND									
CALL MAKE WHOLE FIXED COUPON MOODY'S Aa2 S&P AA SEMIANNUALLY MAKE WHOLE CALL CUSIP: 186007AA0									
Total Corporate Bonds (53% of account holdings)									
			\$885,785.55	\$704,786.31	\$109,111.64	\$46,784.25			

Total Holdings	Accrued Interest (AI)	Total Including Accrued Interest (AI)	Total Income earned on positions no longer held
	\$1,624,608.42	\$1,089,808.12	\$113,778.73
	10,219.42		\$69,492.65
		\$1,634,828.84	\$4,093.61

All positions held in cash account unless indicated otherwise.

AI (Accrued Interest) - Represents interest accumulated since the last coupon date, but not yet paid by the issuer or received by NFS. There is no guarantee that AI will be paid by the issuer. Please refer to the Help/Glossary section of Fidelity.com for additional information.

Total Cost does not include the cost basis on core, money market or other positions where cost basis is unknown or not applicable.

h The stated Interest Rate is the interest rate effective for Cash Balances in your FDIC-Insured Deposit Sweep on the last day of the statement period.



**Holdings**

STEPHEN MILLER - TRADITIONAL

- q Customers are responsible for monitoring their total assets at the Program Bank to determine the extent of available FDIC insurance. Subject to the terms of the customer agreement, customers are reminded that funds are swept to a Program Bank the business day following the date that funds are credited to your account and until swept to a Program Bank, funds are covered by SIPC. For additional information, please see the FDIC-Insured Deposit Sweep Disclosures on Fidelity.com.
- B See Additional Information and Endnotes for important information about the adjusted cost basis information provided.

**Additional Information and Endnotes**

Cost basis and gain/loss information is provided as a service to our customer, and is based on standards for filing US Federal Tax Returns as determined by Fidelity. This information is not intended to address tax law or reporting requirements applicable in your country of tax residence.

Amortization, accretion and similar adjustments to cost basis are provided for many fixed income securities (and some bond-like equities), however they are not provided for certain fixed income securities, such as short-term instruments, Unit Investment Trusts, foreign fixed income securities, or those that are subject to early prepayment of principal (pay downs).

B Adjusted cost basis information is shown where this indicator is displayed. Adjusted cost basis reflects any cumulative original issue discount, premium, or acquisition premium (including any year-to-date amount). It assumes such amounts were amortized or accrued for tax purposes from the acquisition date through the disposition date. Premium amortization was calculated using the yield-to-maturity method. Acquisition premium was calculated using the ratable accrual method. Any market discount accretion for this position was calculated using the constant yield method unless a different fixed income election has been made and, if applicable, recognized upon disposition. Gain/loss displayed for this transaction is calculated using the cost basis adjustments, as described above. The adjusted cost basis used here may not reflect all adjustments necessary for tax purposes (such as wash sale adjustments) and may not apply if you are using an alternative amortization calculation method. Refer to IRS Publication 550, Investment Income and Expenses, for additional information.

If total cost basis information is provided for multiple tax lots, that total cost basis information (and any associated gain/loss displayed) may have been calculated using a combination of adjusted cost basis information (as described above) and non-adjusted cost basis information. Total cost basis information (and any associated gain/loss displayed) is calculated using adjusted cost basis for lots for which adjusted cost basis is provided and non-adjusted cost basis for lots for which adjusted cost basis is not provided or not applicable.

About Your RMD Estimate: Each year your annual RMD estimate is calculated on or after January 1 using your prior year-end account balance divided by the applicable life expectancy factor. The life expectancy factor used is based on both your date of birth and the beneficiary information we have on file as of December 31st of the prior year. Please contact Fidelity if there is a change in your beneficiary information as this calculation will not be updated until the calendar year following the year in which you change your beneficiary designation.

Inherited IRA: The RMD estimate provided for an inherited IRA is based on an assumed life expectancy factor. The assumed life expectancy factor assumes that you inherited the IRA from the original owner as an individual sole non-spouse beneficiary and is based on your date of birth unless you have established automatic



## Additional Information and Endnotes

STEPHEN MILLER - TRADITIONAL IRA

withdrawals and provided additional information about your situation. The RMD estimate's assumed life expectancy factor, and the resulting RMD estimate, may not be accurate for your situation. If you have questions please call 800-343-3548, Monday through Friday, 8:00 a.m. to 8:30 p.m. EST and, when prompted, say "RMD".

**Successor Beneficiary:** This RMD estimate does not consider any successor beneficiary information or relationship situations. If you own the account as the result of the death of the beneficiary of the original IRA owner, you must provide Fidelity with additional information in order for Fidelity to provide an accurate RMD estimate. This can only be done through enrollment in automatic withdrawals and by providing the required information.

**Year-to-Date distributions** include any distributions taken after January 1st of the current year through midnight of the statement end date. It is your responsibility to satisfy IRS minimum distribution requirements. Learn more about RMDs at [www.Fidelity.com/RMD](http://www.Fidelity.com/RMD) or call a Fidelity representative at the number listed on the front of your statement. If you need specific tax advice be sure to consult with your tax adviser.

**Estimated Annual Income (EAI) & Estimated Yield (EY)** - EAI for fixed income is calculated using the coupon rate. For all other securities, EAI is calculated using an indicated annual dividend (IAD). The IAD is an estimate of a security's dividend payments for the next 12 months calculated based on prior and/or declared dividends for that security. EY reflects only the income generated by an investment and not changes in its price which may fluctuate. Interest and dividend rates are subject to change at any time and may be affected by current and future economic, political and business conditions. EAI and EY are provided for informational purposes only and should not be used or relied on for making investment, trading or tax decisions. EAI and EY are based on data obtained from information providers believed to be reliable, but no assurance can be made as to accuracy, timeliness or completeness. Please refer to the [Help/Glossary](http://Help/Glossary) on [Fidelity.com](http://Fidelity.com) for additional information regarding these calculations.

For more information about your statement, please refer to our [Frequently Asked Questions](#) document at [Fidelity.com/statements](http://Fidelity.com/statements).



Information About Your Fidelity Statement

TDD Service for the Hearing-Impaired Call 800-544-0118, 9 am - 9 pm ET, 7 days a week.
Lost or Stolen Cards For 24-hour worldwide customer service, call 800-528-2164 for American Express or 800-323-5553 for Fidelity® Debit Card.

Additional Investments with Fidelity Make checks payable to Fidelity Investments. Include your account number on the check. For retirement and health savings accounts (HSA), designate in the memo field whether your contribution is for the current or prior year. Mail checks to: Fidelity Investments, P.O. Box 770001, Cincinnati, OH 45277-0003.

Income Summary Shows income by tax status for the statement and year-to-date periods. Except for interest income earned on, or distributed by, tax-exempt securities, Fidelity reports dividends and capital gains held in taxable accounts as taxable income. A portion of income reported as tax-exempt income may be subject to alternative minimum taxes and/or state and local taxes.

Free credit balances (FCB) are funds payable to you on demand. FCB are subject to open commitments such as uncleared checks and exclude proceeds from sales of certificated securities without delivery of the certificate. If your FCB is swept to a core position, you can liquidate the core position and have the proceeds sent to you or held in your account subject to the terms of your account agreement.

Other assets, which may be reported on your statement, including insurance products that are distributed by Fidelity Insurance Agency, Inc. and mutual fund only accounts held directly with the fund (Fidelity Mutual Fund Accounts) are not covered by the Securities Investor Protection Corporation (SIPC).

Securities sold short are held in a segregated short account. These securities are marked-to-market for margin purposes and any increase or decrease from the previous week's value is transferred weekly to your margin account. Fidelity represents your short account balance as of the last weekly mark-to-market, not as of the statement end date.

Short positions in American-style options are liable for assignment anytime. The writer of a European-style option is subject to exercise assignment only during the exercise period. For more information, please call Fidelity at 800-544-6886.

Information/Total Market Value The Total Market Value has been calculated out to 9 decimal places; however, the individual unit price is displayed in 5 decimal places. The Total Market Value represents prices obtained from various sources, may be impacted by the frequency with which such prices are reported and such prices are not guaranteed.

where the price for such security is generally not available from a pricing source. The Market Value of a security, including those priced at par value, may differ from its purchase price and may not closely reflect the value at which the security may be sold or purchased based on various market factors.

financial decision or placing an order.

using the FIFO method if shares were purchased at different times or prices. Statement Mailing We deliver statements at least four times during the calendar year for any account with a balance.

Statement Discrepancies Please review your statement and report any inaccuracies or discrepancies. Inquiries, concerns or questions regarding your brokerage account or the activity therein should be directed to FBS by calling 800-544-6886 and NPS, who carries your brokerage accounts, by calling 800-408-1138.

Additional Information about the source(s) and amount(s) of compensation as well as other remuneration received by FBS or NPS will be furnished to you upon written request. At the time you purchase shares of funds those shares will be assigned either a load, transaction fee (TF) or no transaction fee (NTF) status.

Executing Orders on the Floor of the NYSE The Floor broker may permit the Designated Market Maker to trade on parity with the order for some or all of the execution associated with filling that order, where such permission would not be inconsistent with the broker's best execution obligations.

SIPC Securities in accounts carried by NPS, a Fidelity Investments company, are protected in accordance with the SIPC up to \$500,000 (including cash claims limited to \$250,000). For details, including the SIPC brochure, please see www.sipc.org or call 1-202-371-4300. NPS has arranged for additional protection for cash and covered securities to supplement its SIPC coverage. Neither coverage protects against a decline in the market value of securities.

Fidelity Investments Fidelity Distributors Company LLC (FDC) is the distributor for Fidelity Funds with marketing and shareholder services provided by FBS or NPS. Brokerage services are provided by FBS, which clears all transactions through its affiliate, NPS. NPS carries all brokerage accounts, FBS and NPS are members of the NYSE and SIPC. Upon written request, Fidelity will mail an NPS financial statement, which is also available for inspection at its office. Fidelity Investments (with Pyramid logo) is a trademark of FMR LLC.

FPWA Services Fidelity Good, Fidelity Personalized Planning & Advice and Fidelity Strategic Disciplines are advisory services offered by FPWA, a registered investment adviser. Fidelity Strategic Disciplines includes the Brookbridge Intermediate Municipal Strategy, the Fidelity Equity-Income Strategy, the Fidelity Tax-Managed U.S. Equity Index Strategy, the Fidelity U.S. Large Cap Equity Strategy, the Fidelity International Equity Strategy, the Fidelity Tax-Managed International Equity Index Strategy, the Fidelity Intermediate Municipal Strategy and the Fidelity Core Bond Strategy. Fidelity Wealth Services are advisory services offered by FPWA or Fidelity Personal Trust Company, FSB (FPTC), a federal savings bank. Nondeposit investment products and trust services offered by FPTC and its affiliates are not insured or guaranteed by the Federal Deposit Insurance Corporation or any other government agency, are not obligations of any bank, and are subject to risk, including possible loss of principal. These advisory services are provided for a fee. FBS, NPS, FDC, FPWA and FPTC are direct or indirect subsidiaries of FMR LLC.

Ratings Information from Standard & Poor's (S&P) may not be reproduced. S&P credit ratings are statements of opinion and are not statements of fact or recommendations to purchase, hold, or sell securities, nor do they address the suitability of securities for investment purposes, and should not be relied on as investment advice. S&P does not guarantee the accuracy, completeness, timeliness or availability of any information, including ratings, and is not responsible for errors or omissions (negligent or otherwise). S&P gives no express or implied warranties, including but not limited to any warranties of merchantability or fitness for a particular purpose or use. S&P shall not be liable for any direct, indirect, incidental, exemplary, compensatory, punitive, special or consequential damages, costs, expenses, legal fees, or losses (including lost income or profits and opportunity costs) in connection with any use of ratings.

Miscellaneous Mutual fund shares, other securities held in your account, and insurance products are neither deposits nor obligations of, nor endorsed or guaranteed by, any bank or other depository institution, nor are they federally insured by the FDIC or any other agency. If you request a reprint of your statement, the disclosure information may not be the same as the information originally provided. To confirm that an authorized, direct deposit has been made to your Fidelity Account or Fidelity Mutual Fund Account, call Fidelity at 1-800-544-6886.

598130.45.0