HAND DELIVERED

LEGISLATIVE RESOURCE CENTER

MC 18 JUL 23 PM 4:55

(Office Use Only)

UNITED STATES HOUSE OF REPRESENTATIVES

2017 FINANCIAL DISCLOSURE STATEMENT

Form A

For Use by Members, Officers, and Employees

Name: F James Sensenbrenner Jr **Daytime Telephone:** 202-225-5101

A $200 penalty shall be assessed against any individual who files more than 30 days late.

FILER STATUS	[X] Member of the U S House of Representatives — State: WI District: 5	[ ] Officer or Employee — Employing Office:	Staff Filer Type: (If Applicable) Shared [ ] Principal Assistant [ ]
REPORT TYPE	[X] 2017 Annual (Due: May 15, 2018)	[ ] Amendment	[ ] Termination — Date of Termination:

PRELIMINARY INFORMATION – ANSWER EACH OF THESE QUESTIONS

A. Did you, your spouse, or your dependent child: a. Own any reportable asset that was worth more than $1,000 at the end of the reporting period? or b. Receive more than $200 in unearned income from any reportable asset during the reporting period?	Yes [X] No [ ]	F. Did you have any reportable agreement or arrangement with an outside entity during the reporting period or in the current calendar year up through the date of filing?	Yes [ ] No [X]
B. Did you, your spouse, or your dependent child purchase, sell, or exchange any securities or reportable real estate in a transaction exceeding $1,000 during the reporting period?	Yes [X] No [ ]	G. Did you, your spouse, or your dependent child receive any reportable gift(s) totaling more than $390 in value from a single source during the reporting period?	Yes [ ] No [X]
C. Did you or your spouse have "earned" income (*e.g.*, salaries, honoraria, or pension/IRA distributions) of $200 or more during the reporting period?	Yes [X] No [ ]	H. Did you, your spouse, or your dependent child receive any reportable travel or reimbursements for travel totaling more than $390 in value from a single source during the reporting period?	Yes [X] No [ ]
D. Did you, your spouse, or your dependent child have any reportable liability (more than $10,000) at any point during the reporting period?	Yes [ ] No [X]	I. Did any individual or organization make a donation to charity in lieu of paying you for a speech, appearance, or article during the reporting period?	Yes [ ] No [X]
E. Did you hold any reportable positions during the reporting period or in the current calendar year up through the date of filing?	Yes [X] No [ ]	**ATTACH THE CORRESPONDING SCHEDULE IF YOU ANSWER "YES"**	

IPO AND EXCLUSION OF SPOUSE, DEPENDENT, OR TRUST INFORMATION - ANSWER EACH OF THESE QUESTIONS

IPO – Did you purchase any shares that were allocated as a part of an Initial Public Offering during the reporting period? If you answered "yes" to this question, please contact the Committee on Ethics for further guidance.	Yes [ ] No [X]
TRUSTS – Details regarding "Qualified Blind Trusts" approved by the Committee on Ethics and certain other "excepted trusts" need not be disclosed. Have you excluded from this report details of such a trust that benefits you, your spouse, or dependent child?	Yes [ ] No [X]
EXEMPTION – Have you excluded from this report any other assets, "unearned" income, transactions, or liabilities of a spouse or your dependent child because they meet all three tests for exemption? Do not answer "yes" unless you have first consulted with the Committee on Ethics.	Yes [ ] No [X]

SCHEDULE A – ASSETS & "UNEARNED INCOME"

Name: F James Sensenbrenner Jr.

BLOCK A Assets and/or Income Sources			BLOCK B Value of Asset													BLOCK C Type of Income								BLOCK D Amount of Income												
SP, DC, JT	ASSET NAME	EIF	A None	B $1-$1,000	C $1,001-$15,000	D $15,001-$50,000	E $50,001-$100,000	F $100,001-$250,000	G $250,001-$500,000	H $500,001-$1,000,000	I $1,000,001-$5,000,000	J $5,000,001-$25,000,000	K $25,000,001-$50,000,000	L Over $50,000,000	M Spouse/DC Asset over $1,000,000*	NONE	DIVIDENDS	RENT	INTEREST	CAPITAL GAINS	EXCEPTED/BLIND TRUST	TAX-DEFERRED	Other Type of Income (Specify: e.g., Partnership Income or Farm Income)	I None	II $1-$200	III $201-$1,000	IV $1,001-$2,500	V $2,501-$5,000	VI $5,001-$15,000	VII $15,001-$50,000	VIII $50,001-$100,000	IX $100,001-$1,000,000	X $1,000,001-$5,000,000	XI Over $5,000,000	XII Spouse/DC Asset with Income over $1,000,000*	P, S, S(part), or E
	3M Company								X								X												X							
	Abbott Laboratories									X							X												X							
	AbbVie Inc									X							X													X						
	Allstate Corp					X											X									X										
SP	Altria									X							X													X						
	AT T								X								X												X							
	BP PLC							X									X												X							
	Centerpoint Energy				X												X									X										
	Century Link				X												X									X										
	Comcast						X										X									X										
	Darden Restaurants							X									X												X							
	Discover Fin'l Svcs				X												X									X										
	Dun & Bradstreet							X									X											X								
	EI Dupont de Nemours		X														X										X									E
	Eastman Chemical						X										X										X									

Use additional sheets if more space is required.

SCHEDULE A – ASSETS & "UNEARNED INCOME"

Name: F James Sensenbrenner Jr

BLOCK A Assets and/or Income Sources			BLOCK B Value of Asset													BLOCK C Type of Income								BLOCK D Amount of Income												BLOCK E Transaction
SP, DC, JT	ASSET NAME	EIF	A None	B $1-$1,000	C $1,001-$15,000	D $15,001-$50,000	E $50,001-$100,000	F $100,001-$250,000	G $250,001-$500,000	H $500,001-$1,000,000	I $1,000,001-$5,000,000	J $5,000,001-$25,000,000	K $25,000,001-$50,000,000	L Over $50,000,000	M Spouse/DC Asset over $1,000,000*	NONE	DIVIDENDS	RENT	INTEREST	CAPITAL GAINS	EXCEPTED/BLIND TRUST	TAX-DEFERRED	Other Type of Income (Specify: e.g., Partnership Income or Farm Income)	I None	II $1-$200	III $201-$1,000	IV $1,001-$2,500	V $2,501-$5,000	VI $5,001-$15,000	VII $15,001-$50,000	VIII $50,001-$100,000	IX $100,001-$1,000,000	X $1,000,001-$5,000,000	XI Over $5,000,000	XII Spouse/DC Asset with Income over $1,000,000*	P, S, S(part), or E
	Exxon Mobil									X							X													X						
	Frontier Comm		X													X								X												S (under $1000)
	Gartner Inc						X									X								X												
	General Electric								X								X												X							
	General Mills								X								X												X							
	GlassBridge (Formerly Imation)			X												X								X												
	JP Morgan Chase								X								X												X							
	JP Morgan Chase Svgs						X												X							X										
SP	JP Morgan Chase MM-Q						X												X						X											
SP	JP Morgan Strat. Income Opp. Fund - IRA	X					X										X											X								
	JP Morgan Strat. Income Opp. Fund - IRA	X						X									X											X								S (Part)
	Kellogg Corp							X									X												X							
SP	Kraft Heinz							X									X											X								
	Express Scripts								X							X								X												

Use additional sheets if more space is required.

SCHEDULE A – ASSETS & "UNEARNED INCOME"

Name: F James Sensenbrenner Jr

BLOCK A Assets and/or Income Sources			BLOCK B Value of Asset													BLOCK C Type of Income								BLOCK D Amount of Income												BLOCK E Transaction
			A None	B $1-$1,000	C $1,001-$15,000	D $15,001-$50,000	E $50,001-$100,000	F $100,001-$250,000	G $250,001-$500,000	H $500,001-$1,000,000	I $1,000,001-$5,000,000	J $5,000,001-$25,000,000	K $25,000,001-$50,000,000	L Over $50,000,000	M Spouse/DC Asset over $1,000,000*	NONE	DIVIDENDS	RENT	INTEREST	CAPITAL GAINS	EXCEPTED/BLIND TRUST	TAX-DEFERRED	Other Type of Income (Specify e.g., Partnership Income or Farm Income)	I None	II $1-$200	III $201-$1,000	IV $1,001-$2,500	V $2,501-$5,000	VI $5,001-$15,000	VII $15,001-$50,000	VIII $50,001-$100,000	IX $100,001-$1,000,000	X $1,000,001-$5,000,000	XI Over $5,000,000	XII Spouse/DC Asset with Income over $1,000,000*	P, S, S(part), or E
SP. DC. JT	ASSET NAME	EIF																																		
SP	Mondelez Int'l							X									X											X								
	Monsanto								X								X												X							
	Moody's Corp									X							X												X							
	Morgan Stanley					X											X									X										
	NCR Corp				X											X								X												
	Newell Rubbermaid						X										X										X									
	NRG Energy			X													X								X											
	Pfizer										X						X													X						
	PG & E				X												X									X										
SP	Philip Morris									X							X													X						
	See Attachments																																			
SP	Sensient Tech.								X								X												X							
	Tenneco Inc.				X												X								X											
	Unisys Inc.			X												X								X												
	US Bancorp							X									X											X								
	Verizon							X									X											X								

Use additional sheets if more space is required.

SCHEDULE A – ASSETS & "UNEARNED INCOME"

Name: F James Sensenbrenner Jr

BLOCK A Assets and/or Income Sources			BLOCK B Value of Asset													BLOCK C Type of Income								BLOCK D Amount of Income												BLOCK E Transaction
SP, DC, JT	ASSET NAME	EIF	A None	B $1-$1,000	C $1,001-$15,000	D $15,001-$50,000	E $50,001-$100,000	F $100,001-$250,000	G $250,001-$500,000	H $500,001-$1,000,000	I $1,000,001-$5,000,000	J $5,000,001-$25,000,000	K $25,000,001-$50,000,000	L Over $50,000,000	M Spouse/DC Asset over $1,000,000*	NONE	DIVIDENDS	RENT	INTEREST	CAPITAL GAINS	EXCEPTED/BLIND TRUST	TAX-DEFERRED	Other Type of Income (Specify: e.g., Partnership Income or Farm Income)	I None	II $1-$200	III $201-$1,000	IV $1,001-$2,500	V $2,501-$5,000	VI $5,001-$15,000	VII $15,001-$50,000	VIII $50,001-$100,000	IX $100,001-$1,000,000	X $1,000,001-$5,000,000	XI Over $5,000,000	XII Spouse/DC Asset with Income over $1,000,000*	P, S, S(part), or E
	Vodafone Group				X												X									X											
	WEC Energy							X									X											X								
	Chemours Co				X												X								X											
	Four Corners Prop Tr					X											X									X										
SP	JPM Strat. Inc. Opp. Fd	X					X										X										X									
	Nokia			X													X								X											
	Dow DuPont Inc							X								X										X										E
	Life Ins. - NML - 00							X								X								X												
	Life Ins. - NML - 61								X							X								X												
	Life Ins. - Mass Mutual 75					X										X								X												
	Life Ins. - Mass Mutual - 44								X							X								X												
	Life Ins. - Am. Gen. - 59					X										X								X												

Use additional sheets if more space is required.

SCHEDULE B – TRANSACTIONS

Name: F James Sensenbrenner Jr

Report any purchase, sale, or exchange transactions that exceeded $1,000 in the reporting period of any security or real property held by you, your spouse, or your dependent child for investment or the production of income. Include transactions that resulted in a capital loss. Provide a brief description of an exchange transaction. Exclude transactions between you, your spouse, or dependent children or the purchase or sale of your personal residence, unless it generated rental income. If only a portion of an asset is sold, please choose "partial sale" as the type of transaction.

Capital Gains: If a sales transaction resulted in a capital gain in excess of $200, check the "capital gains" box, unless it was an asset in a tax-deferred account, and disclose the capital gain income on Schedule A.

* Column K is for assets solely held by your spouse or dependent child.

SP, DC, JT	Asset		Type of Transaction: Purchase	Sale	Partial Sale	Exchange	Check Box if Capital Gain Exceeded $200	Date (MO/DA/YR) or Quarterly, Monthly, or Bi-weekly, if applicable	Amount of Transaction: A $1,001-$15,000	B $15,001-$50,000	C $50,001-$100,000	D $100,001-$250,000	E $250,001-$500,000	F $500,001-$1,000,000	G $1,000,001-$5,000,000	H $5,000,001-$25,000,000	I $25,000,001-$50,000,000	J Over $50,000,000	K Over $1,000,000* (Spouse/DC Asset)
SP	Example	Mega Corp. Stock			X		X	3/9/17		X									
	JP Morgan Strat. Inc Opp Fd-IRA				X			2/14/17	X										
	EI Dupont de Nemours (See Note 1)					X		9/1/17											
	DowDupont (See Note 1)					X		9/1/17											

Use additional sheets if more space is required.

SCHEDULE C – EARNED INCOME

Name: F James Sensenbrenner Jr | Page 7 of 10

List the source, type, and amount of earned income from any source (other than the filer's current employment by the U.S. government) totaling $200 or more during the reporting period. For a spouse, list the source and amount of any honoraria; list only the source for other spouse earned income exceeding $1,000. See examples below.

EXCLUDE: Military pay (such as National Guard or Reserve pay), federal retirement programs, and benefits received under the Social Security Act.

INCOME LIMITS and PROHIBITED INCOME: The 2017 limit on outside earned income for Members and employees compensated at or above the "senior staff" rate was $27,765. The 2018 limit is $28,050. In addition, certain types of income (notably honoraria, director's fees, and payments for professional services involving a fiduciary relationship) are totally prohibited.

	Source (include date of receipt for honoraria)	Type	Amount
Examples:	Keene State	Approved Teaching Fee	$6,000
	State of Maryland	Legislative Pension	$18,000
	Civil War Roundtable (Oct. 2)	Spouse Speech	$1,000
	Ontario County Board of Education	Spouse Salary	N/A
	Sensenbrenner Family Trust	Trustee Fees	$ 45,000
	State of Wisconsin	Legislative Pension	$ 36,028
	JP Morgan Chase	IRA Distribution	$ 6,330

Use additional sheets if more space is required.

SCHEDULE D – LIABILITIES

Name: F James Sensenbrenner | Page 8 of 10

Report liabilities of over $10,000 owed to any one creditor ***at any time*** during the reporting period by you, your spouse, or your dependent child. **Mark the highest amount owed during the reporting period. Members**: Members are required to report all liabilities secured by real property including mortgages on their personal residence. **Exclude**: Any mortgage on your personal residence (unless you rent it out or are a Member); loans secured by automobiles, household furniture, or appliances; liabilities of a business in which you own an interest (unless you are personally liable); and liabilities owed to you by a spouse or the child, parent, or sibling of you or your spouse. Report a ***revolving charge account*** (*i.e.*, credit card) only if the balance at the close of the reporting period exceeded $10,000. *Column K is for liabilities held solely by your spouse or dependent child.

SP, DC, JT	Creditor	Date Liability Incurred MO/YR	Type of Liability	Amount of Liability										
				A $10,001-$15,000	B $15,001-$50,000	C $50,001-$100,000	D $100,001-$250,000	E $250,001-$500,000	F $500,001-$1,000,000	G $1,000,001-$5,000,000	H $5,000,001-$25,000,000	I $25,000,001-$50,000,000	J Over $50,000,000	K Over $1,000,000* (Spouse/DC Liability)
	Example First Bank of Wilmington, DE	5/15	Mortgage on Rental Property, Dover, DE				X							

SCHEDULE E – POSITIONS

Report all positions, compensated or uncompensated, held during the current or prior calendar year as an officer, director, trustee of an organization, partner, proprietor, representative, employee, or consultant of any corporation, firm, partnership, or other business enterprise, nonprofit organization, labor organization, or educational or other institution other than the United States. **Exclude**: Positions held in any religious, social, fraternal, or political entities (such as political parties and campaign organizations); and positions solely of an honorary nature.

Position	Name of Organization
Trustee	Sensenbrenner Family Trust
(Note - No longer Co-Trustee of Frank's & Robert's Trusts - See Note 2)	

Use additional sheets if more space is required.

SCHEDULE H – TRAVEL PAYMENTS and REIMBURSEMENTS

Name: F James Sensenbrenner Jr

Identify the source and list travel itinerary, dates, and nature of expenses provided for travel and travel-related expenses totaling more than $390 received by you, your spouse, or your dependent child during the reporting period. Indicate whether a family member accompanied the traveler at the sponsor's expense. Disclosure is required regardless of whether the expenses were paid directly by the sponsor or were paid by you and reimbursed by the sponsor.

EXCLUDE: Travel-related expenses provided by federal, state, and local governments, or by a foreign government required to be separately reported under the Foreign Gifts and Decorations Act (FGDA, 5 U.S.C. § 7342); political travel that is required to be reported under the Federal Election Campaign Act; travel provided to a spouse or dependent child that is totally independent of his or her relationship to the filer.

Source	Date(s)	City of Departure-Destination-City of Return	Lodging? (Y/N)	Food? (Y/N)	Family Member Included? (Y/N)
Examples: Government of China (MECEA)	Aug 6-11	DC-Beijing, China-DC	Y	Y	N
Examples: Habitat for Humanity (charity fundraiser)	Mar 3-4	DC Boston DC	Y	Y	Y
Aspen Institute Italia	April 18-21	DC – Atlanta - Rome - Atlanta - Milwaukee	Y	Y	N
UK (MECEA)	August 6-11	Milwaukee - Chicago - London - Gibraltar London – DC	Y	Y	N
Republic of Armenia (MECEA)	Sept. 16-22	DC - Atlanta - Paris - Vienna - Yerevan, Armenia - Paris - Atlanta - Milwaukee	Y	Y	N

Use additional sheets if more space is required.

FILER NOTES
(Optional)

Name: F James Sensenbrenner Jr | Page 10 of 10

NOTE NUMBER	NOTES
1	On 9/1/17 EI Dupont de Nemours was exchanged for DowDupont in a merger (stock for stock)
2	Effective in 2016, no longer a trustee of any trusts established for the benefit of Frank J. Sensenbrenner III & Robert Alan Sensenbrenner, therefore none of those trust copies are attached.

Use additional sheets if more space is required.

(1)

Account Summary

PRINCIPAL

Asset Allocation	Beginning Market Value	Ending Market Value	Change In Value	Estimated Annual Income	Current Allocation
Equity	780,101.76	931,156.46	151,054.70	16,283.21	79%
Alternative Assets	58,709.07	83,516.34	24,807.27	1,799.07	7%
Cash & Fixed Income	191,342.95	166,092.94	(25,250.01)	4,306.13	14%
Market Value	**$1,030,153.78**	**$1,180,765.74**	**$150,611.96**	**$22,388.41**	**100%**

Asset Allocation

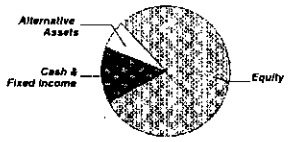

INCOME

Cash Position	Beginning Market Value	Ending Market Value	Change In Value
Cash Balance	6,934.21	12,510.93	5,576.72
Accruals	1,573.14	1,631.58	58.44
Market Value	**$8,507.35**	**$14,142.51**	**$5,635.16**

* **J.P. Morgan Managed** includes mutual funds, other registered funds and hedge funds managed by J.P. Morgan and structured products issued by J.P. Morgan. **Third-Party Managed & Other** includes mutual funds, exchange traded funds, hedge funds, and separately managed accounts managed by parties other than J.P. Morgan; separately managed accounts managed by J.P. Morgan where a party other than J.P. Morgan is the appointed investment advisor; structured products and exchange traded notes issued by parties other than J.P. Morgan; Investment conduits investing in non-J.P. Morgan managed hedge funds, where J.P. Morgan is solely administrator to the conduit; and other investments not managed or issued by J.P. Morgan. **J.P. Morgan Cash & Liquidity Funds** includes cash, J.P. Morgan deposit sweeps and J.P. Morgan money market mutual funds. See important information about investment principles and conflicts in the disclosures section.

Manager Allocation *

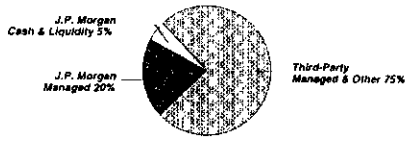

Account Summary CONTINUED

Portfolio Activity	PRINCIPAL Current Period Value	PRINCIPAL Year-to-Date Value	INCOME Current Period Value	INCOME Year-to-Date Value
Beginning Market Value	1,030,153.78	1,030,153.78	6,934.21	6,934.21
Additions	336.00	336.00	8,912.50	8,912.50
Withdrawals & Fees	(12,975.59)	(12,975.59)	(29,653.06)	(29,653.06)
Net Additions/Withdrawals	($12,639.59)	($12,639.59)	($20,740.56)	($20,740.56)
Income			26,317.28	26,317.28
Change In Investment Value	163,251.55	163,251.55		
Ending Market Value	$1,180,765.74	$1,180,765.74	$12,510.93	$12,510.93
Accruals	--	--	1,631.58	1,631.58
Market Value with Accruals	--	--	$14,142.51	$14,142.51

Tax Summary	Current Period Value	Year-to-Date Value
Domestic Dividends/Distributions	25,023.17	25,023.17
Interest Income	364.02	364.02
Taxable Income	$25,387.19	$25,387.19
Tax-Exempt Income	930.09	930.09
Tax-Exempt Income	$930.09	$930.09

	Current Period Value	Year-to-Date Value
LT Capital Gain Distributions	11,889.23	11,889.23
ST Realized Gain/Loss	1,016.74	1,016.74
LT Realized Gain/Loss	19,675.79	19,675.79
Realized Gain/Loss	$32,581.76	$32,581.76

	To-Date Value
Unrealized Gain/Loss	$275,869.24

Account Summary CONTINUED

Cost Summary	Cost
Equity	656,723.79
Cash & Fixed Income	163,996.53
Total	**$820,720.32**

Equity Summary

Asset Categories	Beginning Market Value	Ending Market Value	Change In Value	Current Allocation
US Large Cap Equity	395,983.06	465,025.90	69,042.84	39%
US Mid Cap Equity	47,617.92	0.00	(47,617.92)	
EAFE Equity	211,159.14	328,301.64	117,142.50	28%
Japanese Large Cap Equity	20,356.00	11,924.67	(8,431.33)	1%
Global Equity	104,985.64	125,904.25	20,918.61	11%
Total Value	**$780,101.76**	**$931,156.46**	**$151,054.70**	**79%**

Asset Categories

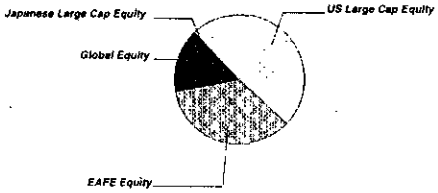

Equity as a percentage of your portfolio - 79 %

Market Value/Cost	Current Period Value
Market Value	931,156.46
Tax Cost	656,723.79
Unrealized Gain/Loss	274,432.67
Estimated Annual Income	16,283.21
Accrued Dividends	1,583.76
Yield	1.74 %

Equity Detail

	Price	Quantity	Value	Adjusted Tax Cost / Original Cost	Unrealized Gain/Loss	Est. Annual Inc. / Accrued Div.	Yield
US Large Cap Equity							
HARTFORD CAPITAL APPREC FD CL - F 41664T-71-9 HCAF X	37.65	1,125.461	42,373.61	34,861.97	7,511.64		

	Price	Quantity	Value	Adjusted Tax Cost / Original Cost	Unrealized Gain/Loss	Est. Annual Inc / Accrued Div.	Yield
US Large Cap Equity							
JPMORGAN TAX AWR EQTY-I FUND 1236 4812A1-65-4 JPDE X	33.45	2,182.875	73,017.17	41,803.97	31,213.20	648.31	0.89%
PRIMECAP ODYSSEY STOCK FD 74160Q-30-1 POSK X	31.91	1,155.600	36,875.20	17,334.00	19,541.20	352.45	0.96%
SPDR S&P 500 ETF TRUST 78462F-10-3 SPY	266.86	1,172.000	312,759.92	196,883.99	115,875.93	5,627.94 1,583.76	1.80%
Total US Large Cap Equity			**$465,025.90**	**$290,883.93**	**$174,141.97**	**$6,628.70** **$1,583.76**	**1.43%**
EAFE Equity							
DODGE & COX INTL STOCK FD 256206-10-3 DODF X	46.32	1,393.248	64,535.25	48,134.41	16,400.84	1,242.77	1.93%
ISHARES CORE MSCI EAFE ETF 46432F-84-2 IEFA	66.09	735.000	48,576.15	45,008.07	3,568.08	1,246.56	2.57%
ISHARES MSCI EAFE INDEX FUND 464287-46-5 EFA	70.31	1,690.000	118,823.90	99,405.56	19,418.34	3,048.76	2.57%
MFS INTL VALUE-R6 552746-34-9 MINJ X	43.29	1,261.550	54,612.50	32,255.00	22,357.50	970.13	1.78%
OAKMARK INTERNATIONAL-INST 413838-72-3 OANI X	28.59	1,460.435	41,753.84	35,926.53	5,827.31	633.82	1.52%
Total EAFE Equity			**$328,301.64**	**$260,729.57**	**$67,572.07**	**$7,142.04**	**2.18%**

	Price	Quantity	Value	Adjusted Tax Cost / Original Cost	Unrealized Gain/Loss	Est. Annual Inc. / Accrued Div.	Yield
Japanese Large Cap Equity							
BROWN ADV JAPAN ALPHA OPP-IS 115233-57-9 BAFJ X	11.45	1,041.456	11,924.67	10,081.29	1,843.38		
Global Equity							
JPMORGAN GL RES ENH IDX-R6 48129C-20-7 JEIY X	22.45	5,608.207	125,904.25	95,029.00	30,875.25	2,512.47	2.00%

Alternative Assets Summary

Asset Categories	Beginning Estimated Value	Ending Estimated Value	Change In Value	Current Allocation
Hedge Funds	58,709.07	83,516.34	24,807.27	7%

Alternative Assets Detail

	Price	Quantity	Estimated Value	Cost
Hedge Funds				
AMERICAN BEACON GLG TR-UTL 024525-17-2 GLGU X	10.64	1,033.056	10,991.72	11,188.00
AQR LONG-SHORT EQUITY-R6 00191K-50-0 QLER X	13.91	1,209.701	16,826.94	15,957.00
CRM LONG/SHORT OPPORTUNITIES FUND 12628J-88-1 CRIH X	10.32	1,637.549	16,899.51	16,546.00
EQUINOX FDS TR IPM SYSTMATC I 29446A-71-0 EQIP X	9.99	914.010	9,130.96	9,460.00
EQUINOX CAMPBELL STRATEGY-I 29446A-81-9 EBSI X	10.15	907.592	9,212.06	9,556.94
PIMCO UNCONSTRAINED BOND-INS 72201M-48-7 PFIU X	10.82	1,890.494	20,455.15	21,468.24
Total Hedge Funds			**$83,516.34**	**$84,176.18**

Cash & Fixed Income Summary

Asset Categories	Beginning Market Value	Ending Market Value	Change In Value	Current Allocation
Cash	53,236.41	58,726.31	5,489.90	5%
US Fixed Income	118,526.02	96,410.34	(22,115.68)	8%
Non-US Fixed Income	19,580.52	10,956.29	(8,624.23)	1%
Total Value	**$191,342.95**	**$166,092.94**	**($25,250.01)**	**14%**

Asset Categories

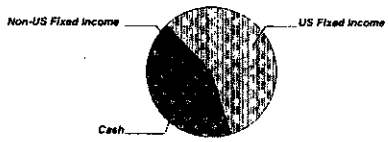

Cash & Fixed Income as a percentage of your portfolio - 14 %

Market Value/Cost	Current Period Value
Market Value	166,092.94
Tax Cost	163,996.53
Unrealized Gain/Loss	2,096.41
Estimated Annual Income	4,306 13
Accrued Interest	47.82
Yield	2.59%

SUMMARY BY MATURITY

Cash & Fixed Income	Market Value	% of Cash & Fixed Income
0-6 months[1]	166,092.94	100%

[1] The years indicate the number of years until the bond is scheduled to mature based on the statement end date. Some bonds may be called, or paid in full, before their stated maturity.

SUMMARY BY TYPE

Cash & Fixed Income	Market Value	% of Cash & Fixed Income
Cash	58,726.31	35%
Mutual Funds	51,506.68	31%
Other	55,859.95	33%
Total Value	**$166,092.94**	**100%**

Note: [1] This is the Annual Percentage Yield (APY) which is the rate earned if balances remain on deposit for a full year with compounding, there is no change in the interest rate and all interest is left in the account.

Cash & Fixed Income Detail

	Price	Quantity	Value	Adjusted Tax Cost / Original Cost	Unrealized Gain/Loss	Est. Annual Income / Accrued Interest	Yield
Cash							
US DOLLAR PRINCIPAL	1.00	58,726.31	58,726.31	58,726.31		590.19 47.82	1.01% [1]
US Fixed Income							
DODGE & COX INCOME FD 256210-10-5	13.76	840.38	11,563.57	11,614.00	(50.43)	319.34	2.76%
JPMORGAN INTERM T/F BND-R6 48129C-10-8	10.78	1,017.35	10,967.02	10,052.41	914.61	288.92	2.63%
JPM SHRT-INT MUNI BND-I FUND 3602 4812C2-39-5	10.55	3,071.19	32,401.00	32,401.00		476.03	1.47%
NB HIGH INCOME BOND-R6 64128K-57-9	8.70	2,696.43	23,458.95	21,273.29	2,185.66	1,248.44	5.32%
DOUBLELINE TOTL RET BND-I 258620-10-3	10.63	1,695.18	18,019.80	18,864.00	(844.20)	664.51	3.69%
Total US Fixed Income			**$96,410.34**	**$94,204.70**	**$2,205.64**	**$2,997.24**	**3.11%**

	Price	Quantity	Value	Adjusted Tax Cost / Original Cost	Unrealized Gain/Loss	Est. Annual Income / Accrued Interest	Yield
Non-US Fixed Income							
T ROWE PR EMERG MKTS BND-I 77956H-53-4	12 47	878.61	10,956.29	11,065.52	(109.23)	718.70	6.56%

Portfolio Activity Summary

Transactions	PRINCIPAL Current Period Value	PRINCIPAL Year-To-Date Value*	INCOME Current Period Value	INCOME Year-To-Date Value*
Beginning Cash Balance	53,236.41	--	6,934.21	--
INFLOWS				
Income			26,317.28	26,317.28
Contributions	336.00	336.00		
Total Inflows	$336.00	$336.00	$26,317.28	$26,317.28
OUTFLOWS **				
Withdrawals			(25,589.62)	(25,589.62)
Fees & Commissions	(4,063.09)	(4,063.09)	(4,063.44)	(4,063.44)
Miscellaneous Debits	(8,912.50)	(8,912.50)	8,912.50	8,912.50
Total Outflows	($12,975.59)	($12,975.59)	($20,740.56)	($20,740.56)
TRADE ACTIVITY				
Settled Sales/Maturities/Redemptions	149,279.18	149,279.18		
Settled Securities Purchased	(131,149.69)	(131,149.69)		
Total Trade Activity	$18,129.49	$18,129.49	$0.00	$0.00
Ending Cash Balance	$58,726.31	--	$12,510.93	--

Cost Adjustments	Current Period Value	Year-To-Date Value*
Cost Adjustments	(155.55)	(155.55)
Total Cost Adjustments	($155.55)	($155.55)

Portfolio Activity Summary

* Year to date information is calculated on a calendar year basis.
** Your account's standing instructions use a HIGH COST method for relieving assets from your position

Portfolio Activity Detail

INFLOWS & OUTFLOWS

Settle Date	Type / Selection Method	Description	Quantity / Cost	Per Unit Amount	PRINCIPAL Amount	INCOME Amount
Income						
1/3	Interest Income	DEPOSIT SWEEP INTEREST FOR 12/01/16 - 12/31/16 @ .33% RATE ON AVG COLLECTED BALANCE OF $54,974 49 AS OF 01/01/17				15.63
1/3	Div Domest	VANGUARD INTM TRM INV G-ADM 01/03/17 INCOME DIVIDEND (ID: 922031-81-0)	1,915.519	0.022		42.81
1/4	Div Domest	DOUBLELINE TOTL RET BND-I 12/30/16 INCOME DIVIDEND @ 0.034 PER SHARE AS OF 12/30/16 (ID: 258620-10-3)	1,695.183	0.035		58.62
1/4	Div Domest	NEUBERGER BERMAN HI IN B-INS 12/30/16 INCOME DIVIDEND AS OF 12/30/16 (ID: 64128K-86-8)	4,825.246	0.04		192.35
1/4	Div Domest	PIMCO UNCONSTRAINED BOND-INS 12/30/16 INCOME DIVIDEND AS OF 12/30/16 (ID: 72201M-48-7)	1,890.494	0.021		39.64
1/4	Div Domest	T ROWE PR EMERG MKTS BND 12/30/16 INCOME DIVIDEND AS OF 12/30/16 (ID: 77956H-87-2)	1,595.804	0.074		117.57
1/30	Tax-Exempt Income	JPMORGAN INTERM T/F BND-I FUND 1374 @ 0.02299 PER SHARE (ID: 4812A0-45-8)	3,745.602	0.023		86.11
1/31	Div Domest	SPDR S&P 500 ETF TRUST @ 1.32893 PER SHARE (ID: 78462F-10-3)	1,172.000	1.329		1,557.51

Settle Date	Type / Selection Method	Description	Quantity / Cost	Per Unit Amount	PRINCIPAL Amount	INCOME Amount
Income						
2/1	Interest Income	DEPOSIT SWEEP INTEREST FOR 01/01/17 - 01/31/17 @ .40% RATE ON AVG COLLECTED BALANCE OF $60,093.65 AS OF 02/01/17				20.47
2/1	Div Domest	VANGUARD INTM TRM INV G-ADM 02/01/17 INCOME DIVIDEND (ID: 922031-81-0)	1,915.519	0.022		42.53
2/2	Div Domest	DOUBLELINE TOTL RET BND-I 01/31/17 INCOME DIVIDEND @ 0.034 PER SHARE AS OF 01/31/17 (ID: 258620-10-3)	1,695.183	0.034		58.35
2/2	Div Domest	NEUBERGER BERMAN HI IN B-INS 01/31/17 INCOME DIVIDEND AS OF 01/31/17 (ID: 64128K-86-6)	4,825.246	0.041		195 44
2/2	Div Domest	PIMCO UNCONSTRAINED BOND-INS 01/31/17 INCOME DIVIDEND AS OF 01/31/17 (ID: 72201M-48-7)	1,890.494	0.012		22 23
2/2	Div Domest	T ROWE PR EMERG MKTS BND 01/31/17 INCOME DIVIDEND AS OF 01/31/17 (ID: 77956H-87-2)	1,595.804	0.063		100.50
2/23	Div Domest	T ROWE PR EMERG MKTS BND 02/22/17 INCOME DIVIDEND AS OF 02/22/17 (ID: 77956H-87-2)	1,595.804	0.052		83.59
2/27	Tax-Exempt Income	JPMORGAN INTERM T/F BND-I FUND 1374 @ 0.02424 PER SHARE (ID: 4812A0-45-8)	3,745.602	0.024		90 79
3/1	Interest Income	DEPOSIT SWEEP INTEREST FOR 02/01/17 - 02/28/17 @ .40% RATE ON AVG COLLECTED BALANCE OF $61,475 26 AS OF 03/01/17				18.76
3/1	Div Domest	VANGUARD INTM TRM INV G-ADM 03/01/17 INCOME DIVIDEND (ID: 922031-81-0)	1,915.519	0.021		40.90
3/2	Div Domest	DOUBLELINE TOTL RET BND-I 02/28/17 INCOME DIVIDEND @ 0.031 PER SHARE AS OF 02/28/17 (ID: 258620-10-3)	1,695 183	0.031		53.22
3/2	Div Domest	NEUBERGER BERMAN HI IN B-INS 02/28/17 INCOME DIVIDEND AS OF 02/28/17 (ID: 64128K-86-6)	4,825.246	0.04		192.23

Settle Date	Type / Selection Method	Description	Quantity / Cost	Per Unit Amount	PRINCIPAL Amount	INCOME Amount
Income						
3/2	Div Domest	PIMCO UNCONSTRAINED BOND-INS 02/28/17 INCOME DIVIDEND AS OF 02/28/17 (ID: 72201M-48-7)	1,890.494	0.015		28.23
3/2	Div Domest	T ROWE PR EMERG MKTS BND-I 02/28/17 INCOME DIVIDEND AS OF 02/28/17 (ID: 77956H-53-4)	1,595.804	0.015		23.34
3/30	Tax-Exempt Income	JPMORGAN INTERM T/F BND-I FUND 1374 @ 0.02305 PER SHARE (ID: 4812A0-45-8)	3,745.602	0.023		86.34
3/30	Div Domest	JPMORGAN TAX AWR EQTY-I FUND 1236 @ 0.04853 PER SHARE (ID: 4812A1-65-4)	2,182.875	0.049		105.93
3/30	Div Domest	ISHARES CORE S&P MIDCAP ETF @ 0.534267 PER SHARE (ID: 464287-50-7)	288.000	0.534		153.87
4/3	Interest Income	DEPOSIT SWEEP INTEREST FOR 03/01/17 - 03/31/17 @ .46% RATE ON AVG COLLECTED BALANCE OF $56,790.51 AS OF 04/01/17				21.92
4/3	Div Domest	VANGUARD INTM TRM INV G-ADM 04/03/17 INCOME DIVIDEND (ID: 922031-81-0)	1,915.519	0.025		47.09
4/4	Div Domest	DOUBLELINE TOTL RET BND-I 03/31/17 INCOME DIVIDEND @ 0.034 PER SHARE AS OF 03/31/17 (ID: 258620-10-3)	1,695.183	0.035		59.33
4/4	Div Domest	NEUBERGER BERMAN HI IN B-INS 03/31/17 INCOME DIVIDEND AS OF 03/31/17 (ID: 64128K-86-8)	4,825.246	0.041		198.86
4/4	Div Domest	PIMCO UNCONSTRAINED BOND-INS 03/31/17 INCOME DIVIDEND AS OF 03/31/17 (ID: 72201M-48-7)	1,890.494	0.021		39.36
4/4	Div Domest	T ROWE PR EMERG MKTS BND-I 03/31/17 INCOME DIVIDEND AS OF 03/31/17 (ID: 77956H-53-4)	1,595.804	0.076		120.98
4/20	Div Domest	VANGUARD INTM TRM INV G-ADM 04/20/17 INCOME DIVIDEND (ID: 922031-81-0)	1,915.519	0.015		28.76

Settle Date	Type / Selection Method	Description	Quantity / Cost	Per Unit Amount	PRINCIPAL Amount	INCOME Amount
Income						
4/27	Tax-Exempt Income	JPMORGAN INTERM T/F BND-I FUND 1374 @ 0.02157 PER SHARE (ID: 4812A0-45-8)	3,009.146	0.022		64.91
4/27	Tax-Exempt Income	JPM SHRT-INT MUNI BND-I FUND 3602 @ 0.01245 PER SHARE (ID: 4812C2-39-5)	3,071.185	0.012		38.24
4/28	Div Domest	SPDR S&P 500 ETF TRUST @ 1.033118 PER SHARE (ID: 78462F-10-3)	1,172.000	1.033		1,210.81
5/1	Interest Income	DEPOSIT SWEEP INTEREST FOR 04/01/17 - 04/30/17 @ .57% RATE ON AVG COLLECTED BALANCE OF $45,625.46 AS OF 05/01/17				21.45
5/2	Div Domest	DOUBLELINE TOTL RET BND-I 04/28/17 INCOME DIVIDEND @ 0.031 PER SHARE AS OF 04/28/17 (ID: 258620-10-3)	1,695.183	0.032		53.86
5/2	Div Domest	NEUBERGER BERMAN HI IN B-INS 04/28/17 INCOME DIVIDEND AS OF 04/28/17 (ID: 64128K-86-8)	4,825.246	0.041		199.40
5/2	Div Domest	PIMCO UNCONSTRAINED BOND-INS 04/28/17 INCOME DIVIDEND AS OF 04/28/17 (ID: 72201M-48-7)	1,890.494	0.017		32.31
5/2	Div Domest	T ROWE PR EMERG MKTS BND-I 04/28/17 INCOME DIVIDEND AS OF 04/28/17 (ID: 77956H-53-4)	1,595.804	0.062		98.44
5/30	Tax-Exempt Income	JPMORGAN INTERM T/F BND-I FUND 1374 @ 0.02164 PER SHARE (ID: 4812A0-45-8)	3,009.146	0.022		65.12
5/30	Tax-Exempt Income	JPM SHRT-INT MUNI BND-I FUND 3602 @ 0.01082 PER SHARE (ID: 4812C2-39-5)	3,071.185	0.011		33.23
6/1	Interest Income	DEPOSIT SWEEP INTEREST FOR 05/01/17 - 05/31/17 @ .60% RATE ON AVG COLLECTED BALANCE OF $56,046.05 AS OF 06/01/17				28.57
6/2	Div Domest	DOUBLELINE TOTL RET BND-I 05/31/17 INCOME DIVIDEND @ 0.033 PER SHARE AS OF 05/31/17 (ID: 258620-10-3)	1,695.183	0.034		57.44

Settle Date	Type / Selection Method	Description	Quantity / Cost	Per Unit Amount	PRINCIPAL Amount	INCOME Amount
Income						
6/2	Div Domest	NEUBERGER BERMAN HI IN B-INS 05/31/17 INCOME DIVIDEND AS OF 05/31/17 (ID: 64128K-86-8)	4,825.246	0.04		194.06
6/2	Div Domest	PIMCO UNCONSTRAINED BOND-INS 05/31/17 INCOME DIVIDEND AS OF 05/31/17 (ID: 72201M-48-7)	1,890.494	0.017		32.47
6/2	Div Domest	T ROWE PR EMERG MKTS BND-I 05/31/17 INCOME DIVIDEND AS OF 05/31/17 (ID: 77956H-53-4)	1,595.804	0.066		105.61
6/26	Div Domest	ISHARES MSCI EAFE INDEX FUND @ 1.061731 PER SHARE (ID: 464287-46-5)	1,690.000	1.062		1,794.33
6/29	Tax-Exempt Income	JPMORGAN INTERM T/F BND-I FUND 1374 @ 0.02228 PER SHARE (ID: 4812A0-45-8)	3,009.146	0.022		67.04
6/29	Div Domest	JPMORGAN TAX AWR EQTY-I FUND 1236 @ 0.07625 PER SHARE (ID: 4812A1-65-4)	2,182.875	0.076		166.44
6/29	Tax-Exempt Income	JPM SHRT-INT MUNI BND-I FUND 3602 @ 0.01366 PER SHARE (ID: 4812C2-39-5)	3,071.185	0.014		41.95
6/30	Div Domest	ISHARES CORE S&P MIDCAP ETF @ 0.601791 PER SHARE (ID: 464287-50-7)	192.000	0.602		115.54
7/3	Interest Income	DEPOSIT SWEEP INTEREST FOR 06/01/17 - 06/30/17 @ .70% RATE ON AVG COLLECTED BALANCE OF $56,490.25 AS OF 07/01/17				32.63
7/5	Div Domest	DOUBLELINE TOTL RET BND-I 06/30/17 INCOME DIVIDEND @ 0.032 PER SHARE AS OF 06/30/17 (ID: 258620-10-3)	1,695.183	0.033		55.38
7/5	Div Domest	NEUBERGER BERMAN HI IN B-INS 06/30/17 INCOME DIVIDEND AS OF 06/30/17 (ID: 64128K-86-8)	3,833.902	0.05		191.41
7/5	Div Domest	PIMCO UNCONSTRAINED BOND-INS 06/30/17 INCOME DIVIDEND AS OF 06/30/17 (ID: 72201M-48-7)	1,890.494	0.02		36.97

Settle Date	Type / Selection Method	Description	Quantity / Cost	Per Unit Amount	PRINCIPAL Amount	INCOME Amount
Income						
7/5	Div Domest	T ROWE PR EMERG MKTS BND-I 06/30/17 INCOME DIVIDEND AS OF 06/30/17 (ID: 77956H-53-4)	878.612	0.122		107.02
7/28	Tax-Exempt Income	JPMORGAN INTERM T/F BND-I FUND 1374 @ 0.02266 PER SHARE (ID: 4812A0-45-8)	1,017.349	0.023		23.05
7/28	Tax-Exempt Income	JPM SHRT-INT MUNI BND-I FUND 3602 @ 0.01319 PER SHARE (ID: 4812C2-39-5)	3,071.185	0.013		40.51
7/31	Div Domest	SPDR S&P 500 ETF TRUST @ 1 183108 PER SHARE (ID: 78462F-10-3)	1,172.000	1.183		1,386.60
8/1	Interest Income	DEPOSIT SWEEP INTEREST FOR 07/01/17 - 07/31/17 @ .80% RATE ON AVG COLLECTED BALANCE OF $61,671.58 AS OF 08/01/17				42.18
8/2	Div Domest	DOUBLELINE TOTL RET BND-I 07/31/17 INCOME DIVIDEND @ 0.031 PER SHARE AS OF 07/31/17 (ID: 258620-10-3)	1,695.183	0.032		53.62
8/2	Div Domest	NEUBERGER BERMAN HI IN B-INS 07/31/17 INCOME DIVIDEND AS OF 07/31/17 (ID: 64128K-86-8)	3,833.902	0.04		153 18
8/2	Div Domest	PIMCO UNCONSTRAINED BOND-INS 07/31/17 INCOME DIVIDEND AS OF 07/31/17 (ID: 72201M-48-7)	1,890.494	0.018		34.81
8/2	Div Domest	T ROWE PR EMERG MKTS BND-I 07/31/17 INCOME DIVIDEND AS OF 07/31/17 (ID: 77956H-53-4)	878.612	0.063		55.03
8/30	Tax-Exempt Income	JPMORGAN INTERM T/F BND-I FUND 1374 @ 0.02182 PER SHARE (ID: 4812A0-45-8)	1,017.349	0.022		22.20
8/30	Tax-Exempt Income	JPM SHRT-INT MUNI BND-I FUND 3602 @ 0.01236 PER SHARE (ID: 4812C2-39-5)	3,071.185	0.012		37 96
9/1	Interest Income	DEPOSIT SWEEP INTEREST FOR 08/01/17 - 08/31/17 @ .85% RATE ON AVG COLLECTED BALANCE OF $60,924.10 AS OF 09/01/17				43.73

Settle Date	Type / Selection Method	Description	Quantity / Cost	Per Unit Amount	PRINCIPAL Amount	INCOME Amount
Income						
9/5	Div Domest	DOUBLELINE TOTL RET BND-I 08/31/17 INCOME DIVIDEND @ 0.031 PER SHARE AS OF 08/31/17 (ID: 258620-10-3)	1,695.183	0.032		53.54
9/5	Div Domest	NEUBERGER BERMAN HI IN B-INS 08/31/17 INCOME DIVIDEND AS OF 08/31/17 (ID: 64128K-86-8)	3,833.902	0.039		148.85
9/5	Div Domest	PIMCO UNCONSTRAINED BOND-INS 08/31/17 INCOME DIVIDEND AS OF 08/31/17 (ID: 72201M-48-7)	1,890.494	0.021		39.32
9/5	Div Domest	T ROWE PR EMERG MKTS BND-I 08/31/17 INCOME DIVIDEND AS OF 08/31/17 (ID: 77956H-53-4)	878.612	0.069		60.69
9/28	Tax-Exempt Income	JPMORGAN INTERM T/F BND-I FUND 1374 @ 0.02209 PER SHARE (ID: 4812A0-45-8)	1,017.349	0.022		22.47
9/28	Div Domest	JPMORGAN TAX AWR EQTY-I FUND 1236 @ 0.07422 PER SHARE (ID: 4812A1-65-4)	2,182.875	0.074		162.01
9/28	Tax-Exempt Income	JPM SHRT-INT MUNI BND-I FUND 3602 @ 0.01335 PER SHARE (ID: 4812C2-39-5)	3,071.185	0.013		41.00
9/28	Div Domest	NEUBERGER BERMAN HI IN B-INS 09/27/17 INCOME DIVIDEND AS OF 09/27/17 (ID: 64128K-86-8)	3,833.902	0.035		133.48
10/2	Interest Income	DEPOSIT SWEEP INTEREST FOR 09/01/17 - 09/30/17 @ .85% RATE ON AVG COLLECTED BALANCE OF $56,500.02 AS OF 10/01/17				39.39
10/3	Div Domest	DOUBLELINE TOTL RET BND-I 09/29/17 INCOME DIVIDEND @ 0.031 PER SHARE AS OF 09/29/17 (ID: 258620-10-3)	1,695.183	0.032		53.52
10/3	Div Domest	NB HIGH INCOME BOND-R6 09/29/17 INCOME DIVIDEND AS OF 09/29/17 (ID: 64128K-57-9)	3,833.902	0.004		15.07
10/3	Div Domest	PIMCO UNCONSTRAINED BOND-INS 09/29/17 INCOME DIVIDEND AS OF 09/29/17 (ID: 72201M-48-7)	1,890.494	0.021		39.87

Settle Date	Type Selection Method	Description	Quantity Cost	Per Unit Amount	PRINCIPAL Amount	INCOME Amount
Income						
10/3	Div Domest	T ROWE PR EMERG MKTS BND-I 09/29/17 INCOME DIVIDEND AS OF 09/29/17 (ID: 77956H-53-4)	878.612	0.072		63 44
10/30	Tax-Exempt Income	JPMORGAN INTERM T/F BND-I FUND 1374 @ 0.02189 PER SHARE (ID: 4812A0-45-8)	1,017.349	0.022		22.27
10/30	Tax-Exempt Income	JPM SHRT-INT MUNI BND-I FUND 3602 @ 0.01277 PER SHARE (ID: 4812C2-39-5)	3,071.185	0.013		39.22
10/31	Div Domest	SPDR S&P 500 ETF TRUST @ 1.234574 PER SHARE (ID: 78462F-10-3)	1,172.000	1.235		1,446.92
11/1	Interest Income	DEPOSIT SWEEP INTEREST FOR 10/01/17 - 10/31/17 @ .85% RATE ON AVG COLLECTED BALANCE OF $54,186.00 AS OF 11/01/17				39.10
11/2	Div Domest	DOUBLELINE TOTL RET BND-I 10/31/17 INCOME DIVIDEND @ 0.032 PER SHARE AS OF 10/31/17 (ID: 258620-10-3)	1,695.183	0.032		54.37
11/2	Div Domest	NB HIGH INCOME BOND-R6 10/31/17 INCOME DIVIDEND AS OF 10/31/17 (ID: 64128K-57-9)	3,833.902	0.04		152.92
11/2	Div Domest	PIMCO UNCONSTRAINED BOND-INS 10/31/17 INCOME DIVIDEND AS OF 10/31/17 (ID: 72201M-48-7)	1,890.494	0.021		40 12
11/2	Div Domest	T ROWE PR EMERG MKTS BND-I 10/31/17 INCOME DIVIDEND AS OF 10/31/17 (ID: 77956H-53-4)	878.612	0.069		60.39
11/29	Tax-Exempt Income	JPMORGAN INTERM T/F BND-I FUND 1374 @ 0.022 PER SHARE (ID: 4812A0-45-8)	1,017.349	0.022		22 82
11/29	Tax-Exempt Income	JPM SHRT-INT MUNI BND-I FUND 3602 @ 0.015 PER SHARE (ID: 4812C2-39-5)	3,071.185	0.015		47 08
12/1	Interest Income	DEPOSIT SWEEP INTEREST FOR 11/01/17 - 11/30/17 @ .89% RATE ON AVG COLLECTED BALANCE OF $54,638 94 AS OF 12/01/17				40 19

Settle Date	Type / Selection Method	Description	Quantity / Cost	Per Unit Amount	PRINCIPAL Amount	INCOME Amount
Income						
12/1	Div Domest	DOUBLELINE TOTL RET BND-I 11/30/17 INCOME DIVIDEND @ 0.031 PER SHARE AS OF 11/30/17 (ID: 258620-10-3)	1,695.183	0.032		53.66
12/1	Div Domest	NB HIGH INCOME BOND-R6 11/30/17 INCOME DIVIDEND AS OF 11/30/17 (ID: 64128K-57-9)	2,696.431	0.05		135.63
12/1	Div Domest	PIMCO UNCONSTRAINED BOND-INS 11/30/17 INCOME DIVIDEND AS OF 11/30/17 (ID: 72201M-48-7)	1,890.494	0.023		43.50
12/1	Div Domest	T ROWE PR EMERG MKTS BND-I 11/30/17 INCOME DIVIDEND AS OF 11/30/17 (ID: 77956H-53-4)	878.612	0.062		54.75
12/15	STCapitalGain Dist	MFS INTL VALUE-R6 12/14/17 SHORT TERM CAPITAL GAINS @ 0.018 PER SHARE AS OF 12/14/17 (ID: 552746-34-9)	1,261.550	0.018		23.33
12/15	Div Domest	OAKMARK INTERNATIONAL-INST 12/15/17 INCOME DIVIDEND @ 0.433 PER SHARE (ID: 413838-72-3)	1,460.435	0.434		633.54
12/15	Div Domest	MFS INTL VALUE-R6 12/14/17 INCOME DIVIDEND @ 0.769 PER SHARE AS OF 12/14/17 (ID: 552746-34-9)	1,261.550	0.769		970.37
12/15	STCapitalGain Dist	CRM LONG/SHORT OPPORTUNITIES FUND 12/14/17 SHORT TERM CAPITAL GAINS @ 0.024 PER SHARE AS OF 12/14/17 (ID: 12626J-88-1)	1,637.549	0.024		40 01
12/19	STCapitalGain Dist	HARTFORD CAPITAL APPREC FD CL - F 12/18/17 SHORT TERM CAPITAL GAINS @ 2.217 PER SHARE AS OF 12/18/17 (ID: 41664T-71-9)	1,125.461	2 218		2,495 79
12/20	STCapitalGain Dist	PRIMECAP ODYSSEY STOCK FD 12/18/17 SHORT TERM CAPITAL GAINS @ 0.031 PER SHARE AS OF 12/18/17 (ID: 74160Q-30-1)	1,155.600	0.031		36.19
12/20	Div Domest	PRIMECAP ODYSSEY STOCK FD 12/18/17 INCOME DIVIDEND @ 0.305 PER SHARE AS OF 12/18/17 (ID: 74160Q-30-1)	1,155.600	0.305		352.46

Settle Date	Type / Selection Method	Description	Quantity / Cost	Per Unit Amount	PRINCIPAL Amount	INCOME Amount
Income						
12/21	Div Domest	JPMORGAN TAX AWR EQTY-I FUND 1236 @ 0.097 PER SHARE (ID: 4812A1-65-4)	2,162.875	0.098		213 90
12/21	Div Domest	JPMORGAN GL RES ENH IDX-R6 @ 0.448 PER SHARE (ID: 48129C-20-7)	5,608.207	0.448		2,513.21
12/21	Div Domest	DODGE & COX INTL STOCK FD 12/20/17 INCOME DIVIDEND @ 0.892 PER SHARE AS OF 12/20/17 (ID: 256206-10-3)	1,393.248	0.892		1,242.78
12/21	Div Domest	DODGE & COX INCOME FD 12/20/17 INCOME DIVIDEND @ 0.090 PER SHARE AS OF 12/20/17 (ID: 256210-10-5)	840.376	0.09		75.63
12/22	STCapitalGain Dist	AQR LONG-SHORT EQUITY-R6 12/20/17 SHORT TERM CAPITAL GAINS @ 0.264 PER SHARE AS OF 12/20/17 (ID: 00191K-50-0)	1,209.701	0.265		320 39
12/22	Div Domest	AQR LONG-SHORT EQUITY-R6 12/20/17 INCOME DIVIDEND @ 0.571 PER SHARE AS OF 12/20/17 (ID: 00191K-50-0)	1,209.701	0.571		690 81
12/26	Div Domest	ISHARES MSCI EAFE INDEX FUND @ 0.742566 PER SHARE (ID: 464287-46-5)	1,690.000	0.743		1,254.94
12/26	Div Domest	ISHARES CORE MSCI EAFE ETF @ 0.730866 PER SHARE (ID: 46432F-84-2)	735.000	0.731		537.19
12/26	STCapitalGain Dist	AMERICAN BEACON GLG TR-UTL 12/22/17 SHORT TERM CAPITAL GAINS @ 0.016 PER SHARE AS OF 12/22/17 (ID: 024525-17-2)	1,033.056	0.017		17.15
12/26	Div Domest	AMERICAN BEACON GLG TR-UTL 12/22/17 INCOME DIVIDEND @ 0.057 PER SHARE AS OF 12/22/17 (ID: 024525-17-2)	1,033.056	0.058		59.81
12/28	Tax-Exempt Income	JPM SHRT-INT MUNI BND-I FUND 3602 @ 0.012 PER SHARE (ID: 4812C2-39-5)	3,071.185	0.012		37.78

Settle Date	Type / Selection Method	Description	Quantity / Cost	Per Unit / Amount	PRINCIPAL / Amount	INCOME / Amount
Income						
12/28	Div Domest	JPMORGAN INTERM T/F BND-R6 @ 0.024 PER SHARE (ID: 48129C-10-8)	1,017.349	0.024		24.43
12/28	Div Domest	PIMCO UNCONSTRAINED BOND-INS 12/27/17 INCOME DIVIDEND @ 0.277 PER SHARE AS OF 12/27/17 (ID: 72201M-48-7)	1,890.494	0.277		524.44
12/29	Div Domest	HARTFORD CAPITAL APPREC FD CL - F 12/28/17 INCOME DIVIDEND @ 0.396 PER SHARE AS OF 12/28/17 (ID: 41664T-71-9)	1,125.461	0.397		446.78
Total Income						**$26,317.28**

Settle Date	Type / Selection Method	Description	Quantity / Cost	PRINCIPAL / Amount	INCOME / Amount
Contributions					
6/1	Tax Refund	2016 1041 FEDERAL REFUND		336.00	
Miscellaneous Credits					
2/22	Share Class Conv.	T ROWE PR EMERG MKTS BND TO [redacted] (ID: 77956H-87-2)	(1,595.804) (20,098.07)		
2/22	Share Class Conv.	T ROWE PR EMERG MKTS BND-I FROM [redacted] (ID: 77956H-53-4)	1,595.804 20,098.07		
4/12	Share Class Conv.	OAKMARK INTERNATIONAL-I TO [redacted] (ID: 413838-20-2)	(1,462.211) (35,926.53)		
4/12	Share Class Conv	OAKMARK INTERNATIONAL-INST FROM [redacted] (ID: 413838-72-3)	1,460.435 35,926.53		

Settle Date	Type / Selection Method	Description	Quantity / Cost	PRINCIPAL Amount	INCOME Amount
Miscellaneous Credits					
8/16	Share Class Conv.	MFS INTL VALUE-I TO [redacted] (ID: 55273E-82-2)	(1,209.022) (32,255.00)		
8/16	Share Class Conv.	MFS INTL VALUE-R6 FROM [redacted] (ID: 552746-34-9)	1,261.550 32,255.00		
9/14	Share Class Conv.	HARTFORD CAPITAL APPREC-I TO [redacted] (ID: 416649-30-9)	(1,126.283) (34,861.97)		
9/14	Share Class Conv.	HARTFORD MUT FDS INC CAP APPRECTN F FROM [redacted] (ID: 41664T-41-9)	1,125.461 34,861.97		
9/27	Share Class Conv.	NEUBERGER BERMAN HI IN B-INS TO [redacted] (ID: 64128K-86-8)	(3,833.902) (30,577.81)		
9/27	Share Class Conv.	NEUBERGER BERMAN INCOME FDS HIGH INC CL R6 FROM [redacted] (ID: 64128K-57-9)	3,833.902 30,577.81		
12/6	Share Class Conv.	JPM GLBL RES ENH INDEX FD - CL I FUND 3457 TO 48129C207 (ID: 4663[illegible])	(5,608.207) (95,029.00)		
12/6	Share Class Conv.	JPMORGAN GL RES ENH IDX-R6 FROM [redacted] (ID: 48129C-20-7)	5,608.207 95,029.00		
12/6	Share Class Conv.	JPMORGAN INTERM T/F BND-I FUND 1374 TO [redacted] (ID: 4812A0-45-8)	(1,017.349) (10,052.41)		
12/6	Share Class Conv	JPMORGAN INTERM T/F BND-R6 FROM [redacted] (ID: 48129C-10-8)	1,017.349 10,052.41		
Total Miscellaneous Credits					

Settle Date	Type / Selection Method	Description	Quantity / Cost	PRINCIPAL Amount	INCOME Amount
Withdrawals					
3/10	Pmt to Beneficiary	ACH TRANSFER TO CHECKING [redacted]			(6,426.91)
6/9	Pmt to Beneficiary	ACH TRANSFER TO CHECKING [redacted]			(6,387.57)
9/11	Pmt to Beneficiary	ACH TRANSFER TO CHECKING [redacted]			(6,387.57)
12/11	Pmt to Beneficiary	ACH TRANSFER TO CHECKING [redacted]			(6,387.57)
Total Withdrawals					**($25,589.62)**
Fees & Commissions					
1/4	Fees & Commissions	JPMORGAN CHASE TRUST FEE FOR THE PERIOD 12-02-2016 TO 01-01-2017 ON ADJUSTED MV $972,695.74 INC $317.52 PRINC $317.51			(317.52)
1/4	Fees & Commissions	JPMORGAN CHASE TRUST FEE FOR THE PERIOD 12-02-2016 TO 01-01-2017 ON ADJUSTED MV $972,695.74 INC $317.52 PRINC $317.51		(317.51)	
2/2	Fees & Commissions	JPMORGAN CHASE TRUST FEE FOR THE PERIOD 01-02-2017 TO 02-01-2017 ON ADJUSTED MV $976,917.37 INC $318.74 PRINC $318.73			(318.74)
2/2	Fees & Commissions	JPMORGAN CHASE TRUST FEE FOR THE PERIOD 01-02-2017 TO 02-01-2017 ON ADJUSTED MV $976,917.37 INC $318.74 PRINC $318.73		(318.73)	
3/2	Fees & Commissions	JPMORGAN CHASE TRUST FEE FOR THE PERIOD 02-02-2017 TO 03-01-2017 ON ADJUSTED MV $997,645.73 INC $324.86 PRINC $324.86			(324.86)
3/2	Fees & Commissions	JPMORGAN CHASE TRUST FEE FOR THE PERIOD 02-02-2017 TO 03-01-2017 ON ADJUSTED MV $997,645.73 INC $324.86 PRINC $324.86		(324.86)	

Settle Date	Type / Selection Method	Description	Quantity / Cost	PRINCIPAL Amount	INCOME Amount
Fees & Commissions					
4/4	Fees & Commissions	JPMORGAN CHASE TRUST FEE FOR THE PERIOD 03-02-2017 TO 04-01-2017 ON ADJUSTED MV $1,022,309.83 INC $332.06 PRINC $332.05			(332.06)
4/4	Fees & Commissions	JPMORGAN CHASE TRUST FEE FOR THE PERIOD 03-02-2017 TO 04-01-2017 ON ADJUSTED MV $1,022,309.83 INC $332.06 PRINC $332.05		(332.05)	
5/2	Fees & Commissions	JPMORGAN CHASE TRUST FEE FOR THE PERIOD 04-02-2017 TO 05-01-2017 ON ADJUSTED MV $1,030,951.59 INC $334.58 PRINC $334.57			(334.58)
5/2	Fees & Commissions	JPMORGAN CHASE TRUST FEE FOR THE PERIOD 04-02-2017 TO 05-01-2017 ON ADJUSTED MV $1,030,951.59 INC $334.58 PRINC $334.57		(334.57)	
6/2	Fees & Commissions	JPMORGAN CHASE TRUST FEE FOR THE PERIOD 05-02-2017 TO 06-01-2017 ON ADJUSTED MV $1,051,913.15 INC $340.71 PRINC $340.70			(340.71)
6/2	Fees & Commissions	JPMORGAN CHASE TRUST FEE FOR THE PERIOD 05-02-2017 TO 06-01-2017 ON ADJUSTED MV $1,051,913.15 INC $340.71 PRINC $340.70		(340.70)	
7/5	Fees & Commissions	JPMORGAN CHASE TRUST FEE FOR THE PERIOD 06-02-2017 TO 07-01-2017 ON ADJUSTED MV $1,061,262.72 INC $343.42 PRINC $343.42			(343.42)
7/5	Fees & Commissions	JPMORGAN CHASE TRUST FEE FOR THE PERIOD 06-02-2017 TO 07-01-2017 ON ADJUSTED MV $1,061,262.72 INC $343.42 PRINC $343.42		(343.42)	
8/2	Fees & Commissions	JPMORGAN CHASE TRUST FEE FOR THE PERIOD 07-02-2017 TO 08-01-2017 ON ADJUSTED MV $1,055,647.48 INC $341.68 PRINC $341.67			(341.68)

Settle Date	Type / Selection Method	Description	Quantity / Cost	PRINCIPAL Amount	INCOME Amount
Fees & Commissions					
8/2	Fees & Commissions	JPMORGAN CHASE TRUST FEE FOR THE PERIOD 07-02-2017 TO 08-01-2017 ON ADJUSTED MV $1,055,647.48 INC $341.68 PRINC $341.67		(341.67)	
8/28	Fees & Commissions	FEE ADJUSTMENT		0.28	
9/7	Fees & Commissions	JPMORGAN CHASE TRUST FEE FOR THE PERIOD 08-02-2017 TO 09-01-2017 ON ADJUSTED MV $1,077,189.91 INC $347.96 PRINC $347.95			(347.96)
9/7	Fees & Commissions	JPMORGAN CHASE TRUST FEE FOR THE PERIOD 08-02-2017 TO 09-01-2017 ON ADJUSTED MV $1,077,189.91 INC $347.96 PRINC $347.95		(347.95)	
10/3	Fees & Commissions	JPMORGAN CHASE TRUST FEE FOR THE PERIOD 09-02-2017 TO 10-01-2017 ON ADJUSTED MV $1,078,762.24 INC $348.41 PRINC $348.41			(348.41)
10/3	Fees & Commissions	JPMORGAN CHASE TRUST FEE FOR THE PERIOD 09-02-2017 TO 10-01-2017 ON ADJUSTED MV $1,078,762.24 INC $348.41 PRINC $348.41		(348.41)	
11/2	Fees & Commissions	JPMORGAN CHASE TRUST FEE FOR THE PERIOD 10-02-2017 TO 11-01-2017 ON ADJUSTED MV $1,097,581.43 INC $353.90 PRINC $353.90			(353.90)
11/2	Fees & Commissions	JPMORGAN CHASE TRUST FEE FOR THE PERIOD 10-02-2017 TO 11-01-2017 ON ADJUSTED MV $1,097,581.43 INC $353.90 PRINC $353.90		(353.90)	
12/4	Fees & Commissions	JPMORGAN CHASE TRUST FEE FOR THE PERIOD 11-02-2017 TO 12-01-2017 ON ADJUSTED MV $1,117,112.34 INC $359.60 PRINC $359.60			(359.60)
12/4	Fees & Commissions	JPMORGAN CHASE TRUST FEE FOR THE PERIOD 11-02-2017 TO 12-01-2017 ON ADJUSTED MV $1,117,112.34 INC $359.60 PRINC $359.60		(359.60)	
Total Fees & Commissions				**($4,063.09)**	**($4,063.44)**

Settle Date	Type / Selection Method	Description	Quantity / Cost	PRINCIPAL Amount	INCOME Amount
Miscellaneous Debits					
6/12	Misc Debit	POWER TO ADJUST TRANSFER			1,669.56
6/12	Misc Debit	POWER TO ADJUST TRANSFER		(1,669.56)	
9/12	Misc Debit	POWER TO ADJUST TRANSFER			2,616.65
9/12	Misc Debit	POWER TO ADJUST TRANSFER		(2,616.65)	
12/12	Misc Debit	POWER TO ADJUST TRANSFER			4,626.29
12/12	Misc Debit	POWER TO ADJUST TRANSFER		(4,626.29)	
Total Miscellaneous Debits				**($8,912.50)**	**$8,912.50**

TRADE ACTIVITY

Note: L indicates Long Term Realized Gain/Loss S indicates Short Term Realized Gain/Loss

Trade Date / Settle Date	Type / Selection Method	Description	Quantity	Per Unit Amount	Proceeds	Tax Cost	Realized Gain/Loss
Settled Sales/Maturities/Redemptions							
4/7 4/10	Sale High Cost	JPMORGAN INTERM T/F BND-I FUND 1374 JP MORGAN CHASE BANK AS SHAREHOLDER SERVICING AGENT @ 10.78 (ID: 4812A0-45-8)	(736.456)	10.78	7,939.00	(8,278.89)	(339.89) L
4/19 4/20	Sale High Cost	VANGUARD INTM TRM INV G-ADM (ID: 922031-81-0)	(1,915.519)	9.79	18,752.93	(18,638.00)	114.93 L
5/8 5/11	Sale High Cost	ISHARES CORE S&P MIDCAP ETF @ 172.6845 16,577.71 BROKERAGE 1.44 TAX &/OR SEC .36 GOLDMAN SACHS & CO (ID: 464287-50-7)	(96.000)	172.666	16,575.91	(13,612.69)	2,963.22 L
5/11 5/12	Sale High Cost	BROWN ADV JAPAN ALPHA OPP-IS (ID: 115233-57-9)	(1,061.437)	10.58	11,230.00	(10,274.71)	955.29 S

Trade Date / Settle Date	Type / Selection Method	Description	Quantity	Per Unit Amount	Proceeds	Tax Cost	Realized Gain/Loss
Settled Sales/Maturities/Redemptions							
6/28 6/29	Sale High Cost	JPMORGAN INTERM T/F BND-I FUND 1374 JP MORGAN CHASE BANK AS SHAREHOLDER SERVICING AGENT @ 10.85 (ID: 4812A0-45-8)	(1,991 797)	10.85	21,611.00	(20,406 74)	1,204.26 L
6/28 6/29	Sale High Cost	T ROWE PR EMERG MKTS BND-I (ID: 77956H-53-4)	(717.192)	12.68	9,094.00	(9,032.55)	61.45 S
6/28 6/29	Sale High Cost	NEUBERGER BERMAN HI IN B-INS (ID: 64128K-86-8)	(991.344)	8.78	8,704.00	(8,109.19)	594.81 L
6/28 7/3	Sale High Cost	ISHARES CORE S&P MIDCAP ETF @ 174.9517 33,590.72 BROKERAGE 2.88 TAX &/OR SEC .73 MERRILL LYNCH PIERCE FENNER & SMIT (ID: 464287-50-7)	(192.000)	174.933	33,587.11	(19,040.13)	14,546.98 L
11/17 11/20	Sale High Cost	NB HIGH INCOME BOND-R6 (ID: 64128K-57-9)	(1,137.471)	8.70	9,896.00	(9,304.52)	591.48 L
12/14 12/14	LT Capital Gain Distribution	JPMORGAN TAX AWR EQTY-I FUND 1236 @ 2.359 PER SHARE (ID: 4812A1-65-4)	2,182.875	2.36	5,150.97		
12/15 12/15	LT Capital Gain Distribution	OAKMARK INTERNATIONAL-INST 12/15/17 LONG TERM CAPITAL GAINS @ 0.483 PER SHARE (ID: 413838-72-3)	1,460.435	0.484	706.27		
12/15 12/15	LT Capital Gain Distribution	MFS INTL VALUE-R6 12/14/17 LONG TERM CAPITAL GAINS @ 0.446 PER SHARE AS OF 12/14/17 (ID: 552746-34-9)	1,261.550	0.447	563.28		
12/19 12/19	LT Capital Gain Distribution	HARTFORD CAPITAL APPREC FD CL - F 12/18/17 LONG TERM CAPITAL GAINS @ 3.102 PER SHARE AS OF 12/18/17 (ID: 41664T-71-9)	1,125.461	3.103	3,492.24		
12/20 12/20	LT Capital Gain Distribution	PRIMECAP ODYSSEY STOCK FD 12/18/17 LONG TERM CAPITAL GAINS @ 0.356 PER SHARE AS OF 12/18/17 (ID: 74160Q-30-1)	1,155.600	0 356	411.54		

Trade Date / Settle Date	Type / Selection Method	Description	Quantity	Per Unit Amount	Proceeds	Tax Cost	Realized Gain/Loss
Settled Sales/Maturities/Redemptions							
12/21 12/21	LT Capital Gain Distribution	BROWN ADV JAPAN ALPHA OPP-IS 12/19/17 LONG TERM CAPITAL GAINS @ 0.970 PER SHARE AS OF 12/19/17 (ID: 115233-57-9)	1,041.456	0.97	1,010.66		
12/21 12/21	LT Capital Gain Distribution	DODGE & COX INCOME FD 12/20/17 LONG TERM CAPITAL GAINS @ 0.026 PER SHARE AS OF 12/20/17 (ID: 256210-10-5)	840.376	0.026	21.85		
12/22 12/22	LT Capital Gain Distribution	AQR LONG-SHORT EQUITY-R6 12/20/17 LONG TERM CAPITAL GAINS @ 0.439 PER SHARE AS OF 12/20/17 (ID: 00191K-50-0)	1,209.701	0.44	532.01		
12/26 12/26	LT Capital Gain Distribution	AMERICAN BEACON GLG TR-UTL 12/22/17 LONG TERM CAPITAL GAINS AS OF 12/22/17 (ID: 024525-17-2)	1,033.056		0.41		
Total Settled Sales/Maturities/Redemptions					$149,279.18	($116,697.42)	$19,675.79 L $1,016.74 S

Trade Date / Settle Date	Type	Description	Quantity	Per Unit Amount	Market Cost
Settled Securities Purchased					
4/7 4/10	Purchase	JPM SHRT-INT MUNI BND-I FUND 3602 JP MORGAN CHASE BANK AS SHAREHOLDER SERVICING AGENT @ 10.55 (ID: 4812C2-39-5)	3,071.185	10.55	(32,401.00)
5/8 5/11	Purchase	ISHARES MSCI EAFE INDEX FUND @ 65.0796 19,003.24 BROKERAGE 4.38 MERRILL LYNCH PIERCE FENNER & SMIT (ID: 464287-46-5)	292.000	65.095	(19,007.62)
6/28 6/29	Purchase	AMERICAN BEACON GLG TR-UTL (ID: 024525-17-2)	1,033.056	10.83	(11,188.00)

Trade Date / Settle Date	Type	Description	Quantity	Per Unit Amount	Market Cost
Settled Securities Purchased					
6/28 6/29	Purchase	CRM LONG/SHORT OPPORTUNITIES FUND (ID: 12628J-88-1)	608.949	10.28	(6,260.00)
6/28 6/29	Purchase	AQR LONG-SHORT EQUITY-R6 (ID: 00191K-50-0)	407.986	13.90	(5,671.00)
6/28 7/3	Purchase	ISHARES CORE MSCI EAFE ETF @ 61.3088 20,967.60 BROKERAGE 5.13 DEUTSCHE BANC ALEX BROWN INC (ID: 46432F-84-2)	342.000	61.324	(20,972.73)
6/28 7/3	Purchase	ISHARES CORE MSCI EAFE ETF @ 61.22 4,713.94 BROKERAGE 1.92 FIRST NEW YORK SECURITIES LLC (ID: 46432F-84-2)	77.000	61.245	(4,715.86)
6/28 7/3	Purchase	ISHARES CORE MSCI EAFE ETF @ 61.45 3,318.30 BROKERAGE 1.35 FIRST NEW YORK SECURITIES LLC (ID: 46432F-84-2)	54.000	61.475	(3,319.65)
6/29 7/5	Purchase	ISHARES CORE MSCI EAFE ETF @ 61.13 5,501.70 BROKERAGE 2.25 SG AMERICAS SECURITIES, LLC (ID: 46432F-84-2)	90.000	61.155	(5,503.95)
6/29 7/5	Purchase	ISHARES CORE MSCI EAFE ETF @ 61.0076 10,493.30 BROKERAGE 2.58 DEUTSCHE BANC ALEX BROWN INC (ID: 46432F-84-2)	172.000	61.023	(10,495.88)
11/17 11/20	Purchase	DODGE & COX INCOME FD (ID: 256210-10-5)	840.376	13.82	(11,614.00)
Total Settled Securities Purchased					**($131,149.69)**

COST ADJUSTMENTS

Settle Date	Type	Description	Quantity	Cost Basis Adjustments	Currency Gain/Loss USD
Cost Adjustments					
2/15	Cost Basis Adj	PIMCO UNCONSTRAINED BOND-INS RETURN OF CAPITAL ADJUSTMENT FOR 2016 DIVIDENDS (ID: 72201M-48-7)	1,890.494	(98.62)	
2/15	Cost Basis Adj	T ROWE PR EMERG MKTS BND RETURN OF CAPITAL ADJUSTMENT FOR 2016 DIVIDENDS (ID: 77956H-87-2)	1,595.804	(56.93)	
Total Cost Adjustments				**($155.55)**	**$0.00**

2

Account Summary

PRINCIPAL

Asset Allocation	Beginning Market Value	Ending Market Value	Change In Value	Estimated Annual Income	Current Allocation
Equity	311,923.73	367,435.17	55,511.44	6,503.79	81%
Alternative Assets	*23,369.00*	*29,364.96*	*5,995.96*	*716.88*	*6%*
Cash & Fixed Income	70,193.53	59,635.01	(10,558.52)	1,771.39	13%
Market Value	**$405,486.26**	**$456,435.14**	**$50,948.88**	**$8,992.06**	**100%**

Asset Allocation

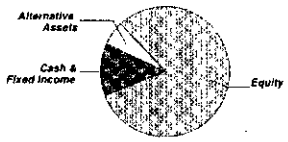

INCOME

Cash Position	Beginning Market Value	Ending Market Value	Change In Value
Cash Balance	109.56	168.47	58.91
Accruals	632.10	674.42	42.32
Market Value	**$741.66**	**$842.89**	**$101.23**

* **J.P. Morgan Managed** includes mutual funds, other registered funds and hedge funds managed by J.P. Morgan and structured products issued by J.P. Morgan. **Third-Party Managed & Other** includes mutual funds, exchange traded funds, hedge funds, and separately managed accounts managed by parties other than J.P. Morgan; separately managed accounts managed by J.P. Morgan where a party other than J.P. Morgan is the appointed investment advisor; structured products and exchange traded notes issued by parties other than J.P. Morgan; investment conduits investing in non-J.P. Morgan managed hedge funds, where J.P. Morgan is solely administrator to the conduit; and other investments not managed or issued by J.P. Morgan. **J.P. Morgan Cash & Liquidity Funds** includes cash, J.P. Morgan deposit sweeps and J.P. Morgan money market mutual funds. See important information about investment principles and conflicts in the disclosures section.

Manager Allocation *

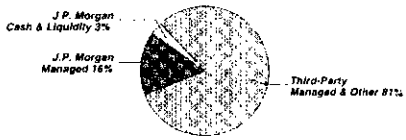

Account Summary CONTINUED

Portfolio Activity	PRINCIPAL Current Period Value	PRINCIPAL Year-to-Date Value	INCOME Current Period Value	INCOME Year-to-Date Value
Beginning Market Value	**405,486.26**	**405,486.26**	**109.56**	**109.56**
Additions	8,954.82	8,954.82		
Withdrawals & Fees	(21,879.84)	(21,879.84)	(10,555.05)	(10,555.05)
Net Additions/Withdrawals	**($12,925.02)**	**($12,925.02)**	**($10,555.05)**	**($10,555.05)**
Income			10,613.96	10,613.96
Change In Investment Value	63,873.90	63,873.90		
Ending Market Value	**$456,435.14**	**$456,435.14**	**$168.47**	**$168.47**
Accruals	--	--	674.42	674.42
Market Value with Accruals	--	--	**$842.89**	**$842.89**

Tax Summary	Current Period Value	Year-to-Date Value
Domestic Dividends/Distributions	10,507.75	10,507.75
Interest Income	106.21	106.21
Taxable Income	**$10,613.96**	**$10,613.96**

	Current Period Value	Year-to-Date Value
LT Capital Gain Distributions	5,233.37	5,233.37
ST Realized Gain/Loss	1,382.95	1,382.95
LT Realized Gain/Loss	7,653.12	7,653.12
Realized Gain/Loss	**$14,269.44**	**$14,269.44**

	To-Date Value
Unrealized Gain/Loss	**$103,053.75**

Account Summary CONTINUED

Cost Summary	Cost
Equity	264,723.00
Cash & Fixed Income	59,170.27
Total	**$323,893.27**

Equity Summary

Asset Categories	Beginning Market Value	Ending Market Value	Change In Value	Current Allocation
US Large Cap Equity	156,136 11	180,409.93	24,273.82	40%
US Mid Cap Equity	19,344.78	0.00	(19,344 78)	
EAFE Equity	78,680.41	131,110.41	52,430.00	29%
European Large Cap Equity	5,129.58	0.00	(5,129.58)	
Japanese Large Cap Equity	9,874.40	4,636.67	(5,237.73)	1%
Global Equity	42,758.45	51,278 16	8,519.71	11%
Total Value	**$311,923.73**	**$367,435.17**	**$55,511.44**	**81%**

Asset Categories

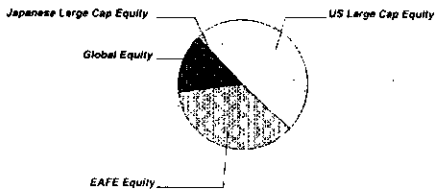

Equity as a percentage of your portfolio - 81 %

Market Value/Cost	Current Period Value
Market Value	367,435 17
Tax Cost	264,723.00
Unrealized Gain/Loss	102,712.17
Estimated Annual Income	6,503.79
Accrued Dividends	662.15
Yield	1.77%

Equity Detail

	Price	Quantity	Value	Adjusted Tax Cost / Original Cost	Unrealized Gain/Loss	Est. Annual Inc. / Accrued Div.	Yield
US Large Cap Equity							
HARTFORD CAPITAL APPREC FD CL - F 41664T-71-9 HCAF X	37 65	424 379	15,977 87	13,022.86	2,954.99		
JPMORGAN US EQUITY-R6 48121L-81-7 JUEM X	16.33	1,103.455	18,019.42	11,819.28	6,200.14	199.72	1.11%
NEUBERGER BER MU/C OPP-INS 64122Q-30-9 NMUL X	18.56	843.278	15,651.24	8,978.71	6,672.53	91.07	0.58%
SPDR S&P 500 ETF TRUST 78462F-10-3 SPY	266.86	490.000	130,761.40	83,345.41	47,415.99	2,352.98 662.15	1.80%
Total US Large Cap Equity			**$180,409.93**	**$117,166.28**	**$63,243.65**	**$2,643.77** **$662.15**	**1.47%**
EAFE Equity							
DODGE & COX INTL STOCK FD 256206-10-3 DODF X	46.32	554.695	25,693.47	20,121.85	5,571.62	494.78	1.93%
ISHARES CORE MSCI EAFE ETF 46432F-84-2 IEFA	66.09	286.000	18,901 74	17,436.10	1,465.64	485 05	2.57%
ISHARES MSCI EAFE INDEX FUND 464287-46-5 EFA	70.31	657.000	46,193 67	38,611.83	7,581 84	1,185.22	2 57%
MFS INTL VALUE-R6 552746-34-9 MINJ X	43 29	533.133	23,079.33	13,985.93	9,093.40	409.97	1.78%
OAKMARK INTERNATIONAL-INST 413838-72-3 OANI X	28.59	603.085	17,242.20	14,878.10	2,364.10	261.73	1.52%
Total EAFE Equity			**$131,110.41**	**$105,033.81**	**$26,076.60**	**$2,836.75**	**2.17%**

	Price	Quantity	Value	Adjusted Tax Cost / Original Cost	Unrealized Gain/Loss	Est Annual Inc. / Accrued Div.	Yield
Japanese Large Cap Equity							
BROWN ADV JAPAN ALPHA OPP-IS 115233-57-9 BAFJ X	11.45	404.949	4,636.67	3,919.91	716.76		
Global Equity							
JPMORGAN GL RES ENH IDX-R6 48129C-20-7 JEIY X	22.45	2,284.105	51,278.16	38,603.00	12,675.16	1,023.27	2.00%

Alternative Assets Summary

Asset Categories	Beginning Estimated Value	Ending Estimated Value	Change In Value	Current Allocation
Hedge Funds	23,369.00	29,364.96	5,995.96	6%

Alternative Assets Detail

	Price	Quantity	Estimated Value	Cost
Hedge Funds				
AMERICAN BEACON GLG TR-UTL 024525-17-2 GLGU X	10 64	401.198	4,268 75	4,353 00
AQR LONG-SHORT EQUITY-R6 00191K-50-0 QLER X	13 91	471.200	6,554.39	6,205 85
CRM LONG/SHORT OPPORTUNITIES FUND 12628J-88-1 CRIH X	10.32	638.172	6,585.94	6,437.73
EQUINOX CAMPBELL STRATEGY-I 29446A-81-9 EBSI X	10 15	356.850	3,622.03	3,746.93
PIMCO UNCONSTRAINED BOND-INS 72201M-48-7 PFIU X	10 82	770.226	8,333.85	8,744.61
Total Hedge Funds			**$29,364.96**	**$29,488.12**

Cash & Fixed Income Summary

Asset Categories	Beginning Market Value	Ending Market Value	Change In Value	Current Allocation
Cash	14,882.33	16,441.33	1,559.00	4%
US Fixed Income	47,603.35	28,167.31	(19,436.04)	6%
Non-US Fixed Income	7,707.85	15,026.37	7,318.52	3%
Total Value	**$70,193.53**	**$59,635.01**	**($10,558.52)**	**13%**

Market Value/Cost	Current Period Value
Market Value	59,635.01
Tax Cost	59,170.27
Unrealized Gain/Loss	464.74
Estimated Annual Income	1,771.39
Accrued Interest	12.27
Yield	2.97%

Asset Categories

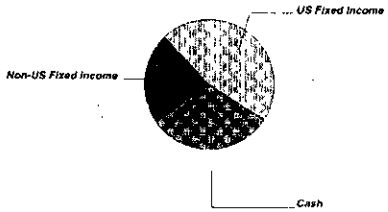

Cash & Fixed Income as a percentage of your portfolio - 13 %

SUMMARY BY MATURITY

Cash & Fixed Income	Market Value	% of Cash & Fixed Income
0-6 months[1]	59,635.01	100%

[1] The years indicate the number of years until the bond is scheduled to mature based on the statement end date. Some bonds may be called, or paid in full, before their stated maturity

SUMMARY BY TYPE

Cash & Fixed Income	Market Value	% of Cash & Fixed Income
Cash	16,441.33	27%
Mutual Funds	34,269.32	59%
Other	8,924.36	14%
Total Value	**$59,635.01**	**100%**

Note: [1] This is the Annual Percentage Yield (APY) which is the rate earned if balances remain on deposit for a full year with compounding, there is no change in the interest rate and all interest is left in the account.

Cash & Fixed Income Detail

	Price	Quantity	Value	Adjusted Tax Cost / Original Cost	Unrealized Gain/Loss	Est. Annual Income / Accrued Interest	Yield
Cash							
US DOLLAR PRINCIPAL	1 00	16,441.33	16,441.33	16,441.33		165.23 12.27	1.01 % [1]
US Fixed Income							
DODGE & COX INCOME FD 256210-10-5	13.76	322.88	4,442.80	4,462.18	(19 38)	122 69	2.76%
JPMORGAN CORE BOND-R6 4812C0-10-0	11.59	555.39	6,436.97	6,459 09	(22.12)	179.94	2.80%
NB HIGH INCOME BOND-R6 64128K-57-9	8.70	1,025.79	8,924.36	8,091.90	832.46	474 93	5.32%
DOUBLELINE TOTL RET BND-I 258620-10-3	10.63	786.75	8,363.18	8,622 08	(258.90)	308.40	3.69%
Total US Fixed Income			**$28,167.31**	**$27,635.25**	**$532.06**	**$1,085.96**	**3.86%**
Non-US Fixed Income							
VANGUARD TOTAL INTL BND-ADM 92203J-30-8	21.70	496.00	10,763 13	10,787.94	(24.81)	240.55	2.24%

	Price	Quantity	Value	Adjusted Tax Cost / Original Cost	Unrealized Gain/Loss	Est. Annual Income / Accrued Interest	Yield
Non-US Fixed Income							
T ROWE PR EMERG MKTS BND-I 77956H-53-4	12.47	341.88	4,263.24	4,305.75	(42.51)	279.65	6.56%
Total Non-US Fixed Income			**$15,026.37**	**$15,093.69**	**($67.32)**	**$520.20**	**3.47%**

Portfolio Activity Summary

Transactions	PRINCIPAL Current Period Value	PRINCIPAL Year-To-Date Value*	INCOME Current Period Value	INCOME Year-To-Date Value*
Beginning Cash Balance	14,882.33	--	109.56	--
INFLOWS				
Income			10,613.96	10,613.96
Contributions	8,954.82	8,954.82		
Total Inflows	$8,954.82	$8,954.82	$10,613.96	$10,613.96
OUTFLOWS **				
Withdrawals	(20,279.80)	(20,279.80)	(8,954.82)	(8,954.82)
Fees & Commissions	(1,600.04)	(1,600.04)	(1,600.23)	(1,600.23)
Total Outflows	($21,879.84)	($21,879.84)	($10,555.05)	($10,555.05)
TRADE ACTIVITY				
Settled Sales/Maturities/Redemptions	77,877.88	77,877.88		
Settled Securities Purchased	(63,393.86)	(63,393.86)		
Total Trade Activity	$14,484.02	$14,484.02	$0.00	$0.00
Ending Cash Balance	$16,441.33	--	$168.47	--

Cost Adjustments	Current Period Value	Year-To-Date Value*
Cost Adjustments	(62.59)	(62.59)
Total Cost Adjustments	($62.59)	($62.59)

Portfolio Activity Summary

* Year to date information is calculated on a calendar year basis.
** Your account's standing instructions use a HIGH COST method for relieving assets from your position

Portfolio Activity Detail

INFLOWS & OUTFLOWS

Settle Date	Type / Selection Method	Description	Quantity / Cost	Per Unit Amount	PRINCIPAL Amount	INCOME Amount
Income						
1/3	Interest Income	DEPOSIT SWEEP INTEREST FOR 12/01/16 - 12/31/16 @ .33% RATE ON AVG COLLECTED BALANCE OF $16,897.81 AS OF 01/01/17				4.85
1/4	Div Domest	DOUBLELINE TOTL RET BND-I 12/30/16 INCOME DIVIDEND @ 0.034 PER SHARE AS OF 12/30/16 (ID: 258620-10-3)	1,142.622	0.035		39.51
1/4	Div Domest	NEUBERGER BERMAN HI IN B-INS 12/30/16 INCOME DIVIDEND AS OF 12/30/16 (ID: 64128K-86-8)	1,945.972	0.04		77.58
1/4	Div Domest	PIMCO UNCONSTRAINED BOND-INS 12/30/16 INCOME DIVIDEND AS OF 12/30/16 (ID: 72201M-48-7)	770.226	0.021		16 12
1/4	Div Domest	T ROWE PR EMERG MKTS BND 12/30/16 INCOME DIVIDEND AS OF 12/30/16 (ID: 77956H-87-2)	628.187	0.074		46.27
1/30	Div Domest	JPMORGAN CORE BOND-SEL CLASS - I @ 0.02098 PER SHARE (ID: 4812C0-38-1)	1,782.405	0.021		37.39
1/31	Div Domest	SPDR S&P 500 ETF TRUST @ 1.32893 PER SHARE (ID: 78462F-10-3)	472 000	1.329		627 25

Settle Date	Type Selection Method	Description	Quantity Cost	Per Unit Amount	PRINCIPAL Amount	INCOME Amount
Income						
2/1	Interest Income	DEPOSIT SWEEP INTEREST FOR 01/01/17 - 01/31/17 @ .40% RATE ON AVG COLLECTED BALANCE OF $18,659.79 AS OF 02/01/17				6.31
2/2	Div Domest	DOUBLELINE TOTL RET BND-I 01/31/17 INCOME DIVIDEND @ 0.034 PER SHARE AS OF 01/31/17 (ID: 258620-10-3)	1,142.622	0.034		39.33
2/2	Div Domest	NEUBERGER BERMAN HI IN B-INS 01/31/17 INCOME DIVIDEND AS OF 01/31/17 (ID: 64128K-86-8)	1,945.972	0.041		78.83
2/2	Div Domest	PIMCO UNCONSTRAINED BOND-INS 01/31/17 INCOME DIVIDEND AS OF 01/31/17 (ID: 72201M-48-7)	770.226	0.012		9.05
2/2	Div Domest	T ROWE PR EMERG MKTS BND 01/31/17 INCOME DIVIDEND AS OF 01/31/17 (ID: 77956H-87-2)	628.187	0.063		39.57
2/23	Div Domest	T ROWE PR EMERG MKTS BND 02/22/17 INCOME DIVIDEND AS OF 02/22/17 (ID: 77956H-87-2)	628.187	0.052		32.89
2/27	Div Domest	JPMORGAN CORE BOND-SEL CLASS - I @ 0.02378 PER SHARE (ID: 4812C0-38-1)	1,782.405	0.024		42.39
3/1	Interest Income	DEPOSIT SWEEP INTEREST FOR 02/01/17 - 02/28/17 @ .40% RATE ON AVG COLLECTED BALANCE OF $22,403.00 AS OF 03/01/17				6.79
3/2	Div Domest	DOUBLELINE TOTL RET BND-I 02/28/17 INCOME DIVIDEND @ 0.031 PER SHARE AS OF 02/28/17 (ID: 258620-10-3)	1,142.622	0.031		35.87
3/2	Div Domest	NEUBERGER BERMAN HI IN B-INS 02/28/17 INCOME DIVIDEND AS OF 02/28/17 (ID: 64128K-86-8)	1,945.972	0.04		77.53
3/2	Div Domest	PIMCO UNCONSTRAINED BOND-INS 02/28/17 INCOME DIVIDEND AS OF 02/28/17 (ID: 72201M-48-7)	770.226	0.015		11.51
3/2	Div Domest	T ROWE PR EMERG MKTS BND-I 02/28/17 INCOME DIVIDEND AS OF 02/28/17 (ID: 77956H-53-4)	628.187	0.015		9.19

Settle Date	Type / Selection Method	Description	Quantity / Cost	Per.Unit Amount	PRINCIPAL Amount	INCOME Amount
Income						
3/30	Div Domest	JPM US EQ FD - L FUND 1382 @ 0.02936 PER SHARE (ID: 4812A1-14-2)	1,106.191	0.029		32.48
3/30	Div Domest	JPMORGAN CORE BOND-SEL CLASS - I @ 0.02546 PER SHARE (ID: 4812C0-38-1)	1,782.405	0.025		45.38
3/30	Div Domest	ISHARES CORE S&P MIDCAP ETF @ 0.534267 PER SHARE (ID: 464287-50-7)	98.000	0.534		52.36
4/3	Interest Income	DEPOSIT SWEEP INTEREST FOR 03/01/17 - 03/31/17 @ .46% RATE ON AVG COLLECTED BALANCE OF $22,197.49 AS OF 04/01/17				8.52
4/4	Div Domest	DOUBLELINE TOTL RET BND-I 03/31/17 INCOME DIVIDEND @ 0.034 PER SHARE AS OF 03/31/17 (ID: 258620-10-3)	1,142.622	0.035		39.99
4/4	Div Domest	NEUBERGER BERMAN HI IN B-INS 03/31/17 INCOME DIVIDEND AS OF 03/31/17 (ID: 64128K-86-8)	1,945.972	0.041		80.21
4/4	Div Domest	PIMCO UNCONSTRAINED BOND-INS 03/31/17 INCOME DIVIDEND AS OF 03/31/17 (ID: 72201M-48-7)	770.226	0.021		16.02
4/4	Div Domest	T ROWE PR EMERG MKTS BND-I 03/31/17 INCOME DIVIDEND AS OF 03/31/17 (ID: 77956H-53-4)	628.187	0.076		47.63
4/27	Div Domest	JPMORGAN CORE BOND-SEL CLASS - I @ 0.02942 PER SHARE (ID: 4812C0-38-1)	1,091.982	0.029		32.13
4/28	Div Domest	SPDR S&P 500 ETF TRUST @ 1.033118 PER SHARE (ID: 78462F-10-3)	472.000	1.033		487.63
5/1	Interest Income	DEPOSIT SWEEP INTEREST FOR 04/01/17 - 04/30/17 @ .57% RATE ON AVG COLLECTED BALANCE OF $18,368.84 AS OF 05/01/17				8.58
5/1	Div Domest	VANGUARD TOTAL INTL BND-ADM 05/01/17 INCOME DIVIDEND @ 0.019 PER SHARE (ID: 92203J-30-8)	579.448	0.019		11.01

Settle Date	Type / Selection Method	Description	Quantity / Cost	Per Unit Amount	PRINCIPAL Amount	INCOME Amount
Income						
5/2	Div Domest	DOUBLELINE TOTL RET BND-I 04/28/17 INCOME DIVIDEND @ 0.031 PER SHARE AS OF 04/28/17 (ID: 258620-10-3)	786.753	0.032		25.00
5/2	Div Domest	NEUBERGER BERMAN HI IN B-INS 04/28/17 INCOME DIVIDEND AS OF 04/28/17 (ID: 64128K-86-8)	1,945.972	0.041		80.40
5/2	Div Domest	PIMCO UNCONSTRAINED BOND-INS 04/28/17 INCOME DIVIDEND AS OF 04/28/17 (ID: 72201M-48-7)	770.226	0.017		13.16
5/2	Div Domest	T ROWE PR EMERG MKTS BND-I 04/28/17 INCOME DIVIDEND AS OF 04/28/17 (ID: 77956H-53-4)	628.187	0.062		38.77
5/30	Div Domest	JPMORGAN CORE BOND-SEL CLASS - I @ 0.02642 PER SHARE (ID: 4812C0-38-1)	1,091.982	0.026		28.85
6/1	Interest Income	DEPOSIT SWEEP INTEREST FOR 05/01/17 - 05/31/17 @ .60% RATE ON AVG COLLECTED BALANCE OF $18,070.00 AS OF 06/01/17				9.26
6/1	Div Domest	VANGUARD TOTAL INTL BND-ADM 06/01/17 INCOME DIVIDEND @ 0.018 PER SHARE (ID: 92203J-30-8)	579.448	0.018		10.43
6/2	Div Domest	DOUBLELINE TOTL RET BND-I 05/31/17 INCOME DIVIDEND @ 0.033 PER SHARE AS OF 05/31/17 (ID: 258620-10-3)	786.753	0.034		26.66
6/2	Div Domest	NEUBERGER BERMAN HI IN B-INS 05/31/17 INCOME DIVIDEND AS OF 05/31/17 (ID: 64128K-86-8)	1,945.972	0.04		78.28
6/2	Div Domest	PIMCO UNCONSTRAINED BOND-INS 05/31/17 INCOME DIVIDEND AS OF 05/31/17 (ID: 72201M-48-7)	770.226	0.017		13.25
6/2	Div Domest	T ROWE PR EMERG MKTS BND-I 05/31/17 INCOME DIVIDEND AS OF 05/31/17 (ID: 77956H-53-4)	628.187	0.066		41.59
6/26	Div Domest	ISHARES MSCI EAFE INDEX FUND @ 1.061731 PER SHARE (ID: 464287-46-5)	657.000	1.062		697.56

Settle Date	Type Selection Method	Description	Quantity Cost	Per Unit Amount	PRINCIPAL Amount	INCOME Amount
Income						
6/29	Div Domest	JPM US EQ FD - L FUND 1382 @ 0.03734 PER SHARE (ID: 4812A1-14-2)	1,106.191	0.037		41.31
6/29	Div Domest	JPMORGAN CORE BOND-SEL CLASS - I @ 0.02569 PER SHARE (ID: 4812C0-38-1)	555.866	0.026		14.28
6/30	Div Domest	iSHARES CORE S&P MIDCAP ETF @ 0.601791 PER SHARE (ID: 464287-50-7)	75.000	0.602		45.13
7/3	Interest Income	DEPOSIT SWEEP INTEREST FOR 06/01/17 - 06/30/17 @ .70% RATE ON AVG COLLECTED BALANCE OF $19,537 85 AS OF 07/01/17				11.29
7/3	Div Domest	VANGUARD TOTAL INTL BND-ADM 07/03/17 INCOME DIVIDEND @ 0.019 PER SHARE (ID: 92203J-30-8)	495.997	0.019		9.42
7/5	Div Domest	DOUBLELINE TOTL RET BND-I 06/30/17 INCOME DIVIDEND @ 0.032 PER SHARE AS OF 06/30/17 (ID: 258620-10-3)	786.753	0.033		25.70
7/5	Div Domest	NEUBERGER BERMAN HI IN B-INS 06/30/17 INCOME DIVIDEND AS OF 06/30/17 (ID: 64128K-86-8)	1,492.094	0.051		76 47
7/5	Div Domest	PIMCO UNCONSTRAINED BOND-INS 06/30/17 INCOME DIVIDEND AS OF 06/30/17 (ID: 72201M-48-7)	770.226	0.02		15 06
7/5	Div Domest	T ROWE PR EMERG MKTS BND-I 06/30/17 INCOME DIVIDEND AS OF 06/30/17 (ID: 77956H-53-4)	341.880	0 123		42.10
7/28	Div Domest	JPMORGAN CORE BOND-SEL CLASS - I @ 0.02614 PER SHARE (ID: 4812C0-38-1)	555.866	0.026		14.53
7/31	Div Domest	SPDR S&P 500 ETF TRUST @ 1.183108 PER SHARE (ID: 78462F-10-3)	472.000	1 183		558 43
8/1	Interest Income	DEPOSIT SWEEP INTEREST FOR 07/01/17 - 07/31/17 @ .80% RATE ON AVG COLLECTED BALANCE OF $16,160 50 AS OF 08/01/17				10.97

Settle Date	Type / Selection Method	Description	Quantity / Cost	Per Unit / Amount	PRINCIPAL / Amount	INCOME / Amount
Income						
8/1	Div Domest	VANGUARD TOTAL INTL BND-ADM 08/01/17 INCOME DIVIDEND @ 0.019 PER SHARE (ID: 92203J-30-8)	495.997	0.019		9.42
8/2	Div Domest	DOUBLELINE TOTL RET BND-I 07/31/17 INCOME DIVIDEND @ 0.031 PER SHARE AS OF 07/31/17 (ID: 258620-10-3)	786.753	0.032		24.89
8/2	Div Domest	NEUBERGER BERMAN HI IN B-INS 07/31/17 INCOME DIVIDEND AS OF 07/31/17 (ID: 64128K-86-8)	1,492.094	0.04		59.64
8/2	Div Domest	PIMCO UNCONSTRAINED BOND-INS 07/31/17 INCOME DIVIDEND AS OF 07/31/17 (ID: 72201M-48-7)	770.226	0.018		14.16
8/2	Div Domest	T ROWE PR EMERG MKTS BND-I 07/31/17 INCOME DIVIDEND AS OF 07/31/17 (ID: 77956H-53-4)	341.880	0.063		21.40
8/30	Div Domest	JPMORGAN CORE BOND-R6 @ 0.02667 PER SHARE (ID: 4812C0-10-0)	555.390	0.027		14.81
9/1	Interest Income	DEPOSIT SWEEP INTEREST FOR 08/01/17 - 08/31/17 @ .85% RATE ON AVG COLLECTED BALANCE OF $16,573.79 AS OF 09/01/17				11.80
9/1	Div Domest	VANGUARD TOTAL INTL BND-ADM 09/01/17 INCOME DIVIDEND @ 0.020 PER SHARE (ID: 92203J-30-8)	495.997	0.02		9.92
9/5	Div Domest	DOUBLELINE TOTL RET BND-I 08/31/17 INCOME DIVIDEND @ 0.031 PER SHARE AS OF 08/31/17 (ID: 258620-10-3)	786.753	0.032		24.85
9/5	Div Domest	NEUBERGER BERMAN HI IN B-INS 08/31/17 INCOME DIVIDEND AS OF 08/31/17 (ID: 64128K-86-8)	1,492.094	0.039		57.92
9/5	Div Domest	PIMCO UNCONSTRAINED BOND-INS 08/31/17 INCOME DIVIDEND AS OF 08/31/17 (ID: 72201M-48-7)	770.226	0.021		16.03
9/5	Div Domest	T ROWE PR EMERG MKTS BND-I 08/31/17 INCOME DIVIDEND AS OF 08/31/17 (ID: 77956H-53-4)	341.880	0.069		23.62

Settle Date	Type Selection Method	Description	Quantity Cost	Per Unit Amount	PRINCIPAL Amount	INCOME Amount
Income						
9/28	Div Domest	JPMORGAN CORE BOND-R6 @ 0.02722 PER SHARE (ID: 4812C0-10-0)	555.390	0 027		15.12
9/28	Div Domest	JPMORGAN US EQUITY-R6 @ 0.04782 PER SHARE (ID: 48121L-81-7)	1,103.455	0.048		52.77
9/28	Div Domest	NEUBERGER BERMAN HI IN B-INS 09/27/17 INCOME DIVIDEND AS OF 09/27/17 (ID: 64128K-86-8)	1,492.094	0.035		51.94
10/2	Interest Income	DEPOSIT SWEEP INTEREST FOR 09/01/17 - 09/30/17 @ .85% RATE ON AVG COLLECTED BALANCE OF $16,133.13 AS OF 10/01/17				11.18
10/2	Div Domest	VANGUARD TOTAL INTL BND-ADM 10/02/17 INCOME DIVIDEND @ 0.020 PER SHARE (ID: 92203J-30-8)	495.997	0.02		9.92
10/3	Div Domest	DOUBLELINE TOTL RET BND-I 09/29/17 INCOME DIVIDEND @ 0.031 PER SHARE AS OF 09/29/17 (ID: 258620-10-3)	786.753	0.032		24.84
10/3	Div Domest	NB HIGH INCOME BOND-R6 09/29/17 INCOME DIVIDEND AS OF 09/29/17 (ID: 64128K-57-9)	1,492 094	0.004		5.87
10/3	Div Domest	PIMCO UNCONSTRAINED BOND-INS 09/29/17 INCOME DIVIDEND AS OF 09/29/17 (ID: 72201M-48-7)	770.226	0.021		16.25
10/3	Div Domest	T ROWE PR EMERG MKTS BND-I 09/29/17 INCOME DIVIDEND AS OF 09/29/17 (ID: 77956H-53-4)	341.880	0.072		24.69
10/30	Div Domest	JPMORGAN CORE BOND-R6 @ 0.0269 PER SHARE (ID: 4812C0-10-0)	555.390	0.027		14.94
10/31	Div Domest	SPDR S&P 500 ETF TRUST @ 1.234574 PER SHARE (ID: 78462F-10-3)	490.000	1.235		604 94
11/1	Interest Income	DEPOSIT SWEEP INTEREST FOR 10/01/17 - 10/31/17 @ 85% RATE ON AVG COLLECTED BALANCE OF $11,354.65 AS OF 11/01/17				8.09

Settle Date	Type / Selection Method	Description	Quantity / Cost	Per Unit / Amount	PRINCIPAL / Amount	INCOME / Amount
Income						
11/1	Div Domest	VANGUARD TOTAL INTL BND-ADM 11/01/17 INCOME DIVIDEND @ 0.020 PER SHARE (ID: 92203J-30-8)	495.997	0.02		9.92
11/2	Div Domest	DOUBLELINE TOTL RET BND-I 10/31/17 INCOME DIVIDEND @ 0.032 PER SHARE AS OF 10/31/17 (ID: 258620-10-3)	786.753	0.032		25.23
11/2	Div Domest	NB HIGH INCOME BOND-R6 10/31/17 INCOME DIVIDEND AS OF 10/31/17 (ID: 64128K-57-9)	1,492.094	0.04		59 52
11/2	Div Domest	PIMCO UNCONSTRAINED BOND-INS 10/31/17 INCOME DIVIDEND AS OF 10/31/17 (ID: 72201M-48-7)	770.226	0.021		16.35
11/2	Div Domest	T ROWE PR EMERG MKTS BND-I 10/31/17 INCOME DIVIDEND AS OF 10/31/17 (ID: 77956H-53-4)	341.880	0.069		23.51
11/29	Div Domest	JPMORGAN CORE BOND-R6 @ 0.027 PER SHARE (ID: 4812C0-10-0)	555.390	0.028		15.40
12/1	Interest Income	DEPOSIT SWEEP INTEREST FOR 11/01/17 - 11/30/17 @ .89% RATE ON AVG COLLECTED BALANCE OF $11,663.95 AS OF 12/01/17				8 57
12/1	Div Domest	DOUBLELINE TOTL RET BND-I 11/30/17 INCOME DIVIDEND @ 0.031 PER SHARE AS OF 11/30/17 (ID: 258620-10-3)	786 753	0.032		24.90
12/1	Div Domest	NB HIGH INCOME BOND-R6 11/30/17 INCOME DIVIDEND AS OF 11/30/17 (ID: 64128K-57-9)	1,025 788	0 051		52 45
12/1	Div Domest	PIMCO UNCONSTRAINED BOND-INS 11/30/17 INCOME DIVIDEND AS OF 11/30/17 (ID: 72201M-48-7)	770.226	0.023		17.72
12/1	Div Domest	T ROWE PR EMERG MKTS BND-I 11/30/17 INCOME DIVIDEND AS OF 11/30/17 (ID. 77956H-53-4)	341.880	0.062		21.30
12/1	Div Domest	VANGUARD TOTAL INTL BND-ADM 12/01/17 INCOME DIVIDEND @ 0.019 PER SHARE (ID. 92203J-30-8)	495.997	0.019		9.42

Settle Date	Type Selection Method	Description	Quantity Cost	Per Unit Amount	PRINCIPAL Amount	INCOME Amount
Income						
12/14	STCapitalGain Dist	JPMORGAN CORE BOND-R6 12/14/17 SHORT TERM CAPITAL GAINS (ID: 4812C0-10-0)	555.390	0.001		0.30
12/14	STCapitalGain Dist	JPMORGAN US EQUITY-R6 @ 0.159 PER SHARE (ID: 48121L-81-7)	1,103.455	0.16		176.38
12/15	STCapitalGain Dist	MFS INTL VALUE-R6 12/14/17 SHORT TERM CAPITAL GAINS @ 0.018 PER SHARE AS OF 12/14/17 (ID: 552746-34-9)	533.133	0.018		9.86
12/15	Div Domest	OAKMARK INTERNATIONAL-INST 12/15/17 INCOME DIVIDEND @ 0.433 PER SHARE (ID: 413838-72-3)	603.085	0.434		261.62
12/15	Div Domest	MFS INTL VALUE-R6 12/14/17 INCOME DIVIDEND @ 0.769 PER SHARE AS OF 12/14/17 (ID: 552746-34-9)	533.133	0.769		410.08
12/15	STCapitalGain Dist	CRM LONG/SHORT OPPORTUNITIES FUND 12/14/17 SHORT TERM CAPITAL GAINS @ 0.024 PER SHARE AS OF 12/14/17 (ID: 12628J-88-1)	638.172	0.024		15 59
12/18	Div Domest	NEUBERGER BER MU/C OPP-INS 12/18/17 INCOME DIVIDEND @ 0.107 PER SHARE (ID: 64122Q-30-9)	843.278	0.108		90 91
12/19	STCapitalGain Dist	HARTFORD CAPITAL APPREC FD CL - F 12/18/17 SHORT TERM CAPITAL GAINS @ 2.217 PER SHARE AS OF 12/18/17 (ID: 41664T-71-9)	424.379	2 218		941.09
12/21	Div Domest	JPMORGAN US EQUITY-R6 @ 0.057 PER SHARE (ID: 48121L-81-7)	1,103.455	0.058		63.70
12/21	Div Domest	JPMORGAN GL RES ENH IDX-R6 @ 0.448 PER SHARE (ID: 48129C-20-7)	2,284.105	0.448		1,023.58
12/21	Div Domest	DODGE & COX INTL STOCK FD 12/20/17 INCOME DIVIDEND @ 0.892 PER SHARE AS OF 12/20/17 (ID: 256206-10-3)	554.695	0.892		494 79

Settle Date	Type / Selection Method	Description	Quantity / Cost	Per Unit Amount	PRINCIPAL Amount	INCOME Amount
Income						
12/21	Div Domest	DODGE & COX INCOME FD 12/20/17 INCOME DIVIDEND @ 0.090 PER SHARE AS OF 12/20/17 (ID: 256210-10-5)	322.878	0.09		29 06
12/22	STCapitalGain Dist	AQR LONG-SHORT EQUITY-R6 12/20/17 SHORT TERM CAPITAL GAINS @ 0.264 PER SHARE AS OF 12/20/17 (ID: 00191K-50-0)	471.200	0.265		124 80
12/22	Div Domest	AQR LONG-SHORT EQUITY-R6 12/20/17 INCOME DIVIDEND @ 0.571 PER SHARE AS OF 12/20/17 (ID: 00191K-50-0)	471.200	0.571		269.08
12/26	Div Domest	ISHARES MSCI EAFE INDEX FUND @ 0.742566 PER SHARE (ID: 464287-46-5)	657.000	0.743		487.87
12/26	Div Domest	ISHARES CORE MSCI EAFE ETF @ 0.730866 PER SHARE (ID: 46432F-84-2)	286.000	0 731		209.03
12/26	Div Domest	VANGUARD TOTAL INTL BND-ADM 12/26/17 INCOME DIVIDEND @ 0.276 PER SHARE (ID: 92203J-30-8)	495.997	0.277		137.29
12/26	STCapitalGain Dist	AMERICAN BEACON GLG TR-UTL 12/22/17 SHORT TERM CAPITAL GAINS @ 0.016 PER SHARE AS OF 12/22/17 (ID: 024525-17-2)	401.198	0.017		6.66
12/26	Div Domest	AMERICAN BEACON GLG TR-UTL 12/22/17 INCOME DIVIDEND @ 0 057 PER SHARE AS OF 12/22/17 (ID: 024525-17-2)	401.198	0.058		23.23
12/28	Div Domest	JPMORGAN CORE BOND-R6 @ 0.027 PER SHARE (ID: 4812C0-10-0)	555.390	0.028		15.53
12/28	Div Domest	PIMCO UNCONSTRAINED BOND-INS 12/27/17 INCOME DIVIDEND @ 0.277 PER SHARE AS OF 12/27/17 (ID: 72201M-48-7)	770.226	0.277		213 67

Settle Date	Type / Selection Method	Description	Quantity / Cost	Per Unit Amount	PRINCIPAL Amount	INCOME Amount
Income						
12/29	Div Domest	HARTFORD CAPITAL APPREC FD CL - F 12/28/17 INCOME DIVIDEND @ 0.396 PER SHARE AS OF 12/28/17 (ID: 41664T-71-9)	424.379	0.397		168.47
Total Income						$10,613.96

Settle Date	Type / Selection Method	Description	Quantity / Cost	PRINCIPAL Amount	INCOME Amount
Contributions					
12/29	Misc Receipt	TRANSFER FROM INCOME		8,954.82	
Miscellaneous Credits					
2/22	Share Class Conv.	T ROWE PR EMERG MKTS BND TO [redacted] (ID: 77956H-87-2)	(628.187) (7,911.59)		
2/22	Share Class Conv.	T ROWE PR EMERG MKTS BND-I FROM [redacted] (ID: 77956H-53-4)	628.187 7,911.59		
4/12	Share Class Conv.	OAKMARK INTERNATIONAL-I TO [redacted] (ID: 413838-20-2)	(603.819) (14,878.10)		
4/12	Share Class Conv.	OAKMARK INTERNATIONAL-INST FROM [redacted] (ID: 413838-72-3)	603.085 14,878.10		
8/16	Share Class Conv.	MFS INTL VALUE-I TO [redacted] (ID: 55273E-82-2)	(510.935) (13,985.93)		
8/16	Share Class Conv	MFS INTL VALUE-R6 FROM [redacted] (ID: 552746-34-9)	533.133 13,985.93		

Settle Date	Type / Selection Method	Description	Quantity / Cost	PRINCIPAL Amount	INCOME Amount
Miscellaneous Credits					
8/16	Share Class Conv.	JPM US EQ FD - L FUND 1382 TO 48121L817 (ID: 4812A1-14-2)	(1,106.191) (11,819.28)		
8/16	Share Class Conv.	JPMORGAN US EQUITY-R6 FROM 4812A1142 (ID: 48121L-81-7)	1,103.455 11,819.28		
8/16	Share Class Conv.	JPMORGAN CORE BOND-SEL CLASS - I TO 4812C0100 (ID: 4812C0-38-1)	(555.866) (6,459.09)		
8/16	Share Class Conv.	JPMORGAN CORE BOND-R6 FROM 4812C0381 (ID: 4812C0-10-0)	555.390 6,459.09		
9/14	Share Class Conv.	HARTFORD CAPITAL APPREC-I TO 41664T719 (ID: 416649-30-9)	(424.669) (13,022.88)		
9/14	Share Class Conv.	HARTFORD MUT FDS INC CAP APPRECTN F FROM 416649309 (ID: 41664T-71-9)	424.379 13,022.88		
9/27	Share Class Conv.	NEUBERGER BERMAN HI IN B-INS TO 64128K579 (ID: 64128K-86-8)	(1,492.094) (11,906.28)		
9/27	Share Class Conv	NEUBERGER BERMAN INCOME FDS HIGH INC CL R6 FROM 64128K868 (ID: 64128K-57-9)	1,492.094 11,906.28		
12/6	Share Class Conv.	JPM GLBL RES ENH INDEX FD - CL I FUND 3457 TO 48129C207 (ID: 46637K-51-3)	(2,284.105) (38,603.00)		
12/6	Share Class Conv	JPMORGAN GL RES ENH IDX-R6 FROM 46637K513 (ID: 48129C-20-7)	2,284.105 38,603.00		
Total Miscellaneous Credits					

Settle Date	Type / Selection Method	Description	Quantity / Cost	PRINCIPAL Amount	INCOME Amount
Withdrawals					
3/31	Pmt to Beneficiary	ACH TRANSFER TO CHECKING ACCT [redacted] PAID 2017 UNITRUST AMOUNT FBO F JAMES SENSENBRENNER		(5,069.95)	
6/30	Pmt to Beneficiary	ACH TRANSFER TO CHECKING ACCT [redacted] PAID 2017 UNITRUST AMOUNT FBO F JAMES SENSENBRENNER		(5,069.95)	
9/29	Pmt to Beneficiary	ACH TRANSFER TO CHECKING ACCT [redacted] PAID 2017 UNITRUST AMOUNT FBO F JAMES SENSENBRENNER		(5,069.95)	
12/29	Misc Debit	TRANSFER TO PRINCIPAL			(8,954.82)
12/29	Pmt to Beneficiary	ACH TRANSFER TO CHECKING ACCT [redacted] PAID 2017 UNITRUST AMOUNT FBO F JAMES SENSENBRENNER		(5,069.95)	
Total Withdrawals				**($20,279.80)**	**($8,954.82)**
Fees & Commissions					
1/4	Fees & Commissions	JPMORGAN CHASE TRUST FEE FOR THE PERIOD 12-02-2016 TO 01-01-2017 ON ADJUSTED MV $388,711.49 INC $126.89 PRINC $126.88			(126.89)
1/4	Fees & Commissions	JPMORGAN CHASE TRUST FEE FOR THE PERIOD 12-02-2016 TO 01-01-2017 ON ADJUSTED MV $388,711.49 INC $126.89 PRINC $126.88		(126.88)	
2/2	Fees & Commissions	JPMORGAN CHASE TRUST FEE FOR THE PERIOD 01-02-2017 TO 02-01-2017 ON ADJUSTED MV $390,603.93 INC $127.44 PRINC $127.44			(127.44)
2/2	Fees & Commissions	JPMORGAN CHASE TRUST FEE FOR THE PERIOD 01-02-2017 TO 02-01-2017 ON ADJUSTED MV $390,603.93 INC $127.44 PRINC $127.44		(127.44)	
3/2	Fees & Commissions	JPMORGAN CHASE TRUST FEE FOR THE PERIOD 02-02-2017 TO 03-01-2017 ON ADJUSTED MV $391,988.07 INC $127.64 PRINC $127.64			(127.64)

Settle Date	Type / Selection Method	Description	Quantity / Cost	PRINCIPAL Amount	INCOME Amount
Fees & Commissions					
3/2	Fees & Commissions	JPMORGAN CHASE TRUST FEE FOR THE PERIOD 02-02-2017 TO 03-01-2017 ON ADJUSTED MV $391,988.07 INC $127 64 PRINC $127.64		(127.64)	
4/4	Fees & Commissions	JPMORGAN CHASE TRUST FEE FOR THE PERIOD 03-02-2017 TO 04-01-2017 ON ADJUSTED MV $401,542.89 INC $130.43 PRINC $130.42			(130.43)
4/4	Fees & Commissions	JPMORGAN CHASE TRUST FEE FOR THE PERIOD 03-02-2017 TO 04-01-2017 ON ADJUSTED MV $401,542.89 INC $130.43 PRINC $130.42		(130.42)	
5/2	Fees & Commissions	JPMORGAN CHASE TRUST FEE FOR THE PERIOD 04-02-2017 TO 05-01-2017 ON ADJUSTED MV $405,006.58 INC $131.44 PRINC $131.43			(131 44)
5/2	Fees & Commissions	JPMORGAN CHASE TRUST FEE FOR THE PERIOD 04-02-2017 TO 05-01-2017 ON ADJUSTED MV $405,006.58 INC $131.44 PRINC $131.43		(131.43)	
6/2	Fees & Commissions	JPMORGAN CHASE TRUST FEE FOR THE PERIOD 05-02-2017 TO 06-01-2017 ON ADJUSTED MV $411,657.54 INC $133.34 PRINC $133.33			(133 34)
6/2	Fees & Commissions	JPMORGAN CHASE TRUST FEE FOR THE PERIOD 05-02-2017 TO 06-01-2017 ON ADJUSTED MV $411,657.54 INC $133 34 PRINC $133.33		(133.33)	
7/5	Fees & Commissions	JPMORGAN CHASE TRUST FEE FOR THE PERIOD 06-02-2017 TO 07-01-2017 ON ADJUSTED MV $416,650.68 INC $134.83 PRINC $134.82			(134 83)
7/5	Fees & Commissions	JPMORGAN CHASE TRUST FEE FOR THE PERIOD 06-02-2017 TO 07-01-2017 ON ADJUSTED MV $416,650.68 INC $134 83 PRINC $134.82		(134.82)	

Settle Date	Type Selection Method	Description	Quantity Cost	PRINCIPAL Amount	INCOME Amount
Fees & Commissions					
8/2	Fees & Commissions	JPMORGAN CHASE TRUST FEE FOR THE PERIOD 07-02-2017 TO 08-01-2017 ON ADJUSTED MV $414,689.21 INC $134.22 PRINC $134.22			(134 22)
8/2	Fees & Commissions	JPMORGAN CHASE TRUST FEE FOR THE PERIOD 07-02-2017 TO 08-01-2017 ON ADJUSTED MV $414,689.21 INC $134.22 PRINC $134.22		(134.22)	
8/28	Fees & Commissions	FEE ADJUSTMENT		0 11	
9/7	Fees & Commissions	JPMORGAN CHASE TRUST FEE FOR THE PERIOD 08-02-2017 TO 09-01-2017 ON ADJUSTED MV $423,270.14 INC $136.73 PRINC $136.72			(136.73)
9/7	Fees & Commissions	JPMORGAN CHASE TRUST FEE FOR THE PERIOD 08-02-2017 TO 09-01-2017 ON ADJUSTED MV $423,270.14 INC $136.73 PRINC $136.72		(136 72)	
10/3	Fees & Commissions	JPMORGAN CHASE TRUST FEE FOR THE PERIOD 09-02-2017 TO 10-01-2017 ON ADJUSTED MV $423,979.30 INC $136.94 PRINC $136.93			(136 94)
10/3	Fees & Commissions	JPMORGAN CHASE TRUST FEE FOR THE PERIOD 09-02-2017 TO 10-01-2017 ON ADJUSTED MV $423,979 30 INC $136.94 PRINC $136.93		(136.93)	
11/2	Fees & Commissions	JPMORGAN CHASE TRUST FEE FOR THE PERIOD 10-02-2017 TO 11-01-2017 ON ADJUSTED MV $431,280.28 INC $139.06 PRINC $139.06			(139 06)
11/2	Fees & Commissions	JPMORGAN CHASE TRUST FEE FOR THE PERIOD 10-02-2017 TO 11-01-2017 ON ADJUSTED MV $431,280.28 INC $139.06 PRINC $139.06		(139.06)	
12/4	Fees & Commissions	JPMORGAN CHASE TRUST FEE FOR THE PERIOD 11-02-2017 TO 12-01-2017 ON ADJUSTED MV $438,843.26 INC $141.27 PRINC $141.26			(141 27)

Settle Date	Type / Selection Method	Description	Quantity / Cost	PRINCIPAL Amount	INCOME Amount
Fees & Commissions					
12/4	Fees & Commissions	JPMORGAN CHASE TRUST FEE FOR THE PERIOD 11-02-2017 TO 12-01-2017 ON ADJUSTED MV $438,843.26 INC $141.27 PRINC $141.26		(141.26)	
Total Fees & Commissions				**($1,600.04)**	**($1,600.23)**

TRADE ACTIVITY

Note: L indicates Long Term Realized Gain/Loss S indicates Short Term Realized Gain/Loss

Trade Date / Settle Date	Type / Selection Method	Description	Quantity	Per Unit Amount	Proceeds	Tax Cost	Realized Gain/Loss
Settled Sales/Maturities/Redemptions							
1/12 1/13	Sale High Cost	JPM US EQ FD - L FUND 1382 JP MORGAN CHASE BANK AS SHAREHOLDER SERVICING AGENT @ 14 89 (ID: 4812A1-14-2)	(375 353)	14.89	5,589 00	(4,592.76)	351 37 L 644.87 S
1/12 1/18	Sale High Cost	ISHARES CORE S&P MIDCAP ETF @ 167.166 3,176.15 BROKERAGE 0.28 TAX &/OR SEC .06 GOLDMAN SACHS & CO. (ID: 464287-50-7)	(19 000)	167.148	3,175.81	(2,740 26)	435.55 L
1/12 1/18	Sale High Cost	ISHARES INC MSCI JAPAN NEW @ 50.57 2,022.80 BROKERAGE 1.00 TAX &/OR SEC .04 MERRILL LYNCH PROF. CLEARING CORP. (ID: 46434G-82-2)	(40 000)	50 544	2,021.76	(1,998 85)	22.91 S
1/12 1/18	Sale High Cost	VANGUARD FTSE EUROPE ETF @ 48.82 5,223 74 BROKERAGE 2.67 TAX &/OR SEC .11 MERRILL LYNCH PROF. CLEARING CORP (ID: 922042-87-4)	(107.000)	48.794	5,220.96	(4,909.74)	311.22 S
4/7 4/10	Sale High Cost	DOUBLELINE TOTL RET BND-I (ID: 258620-10-3)	(355.869)	10.65	3,790 00	(3,977.92)	(187.92) L
4/11 4/12	Sale High Cost	JPMORGAN CORE BOND-SEL CLASS - I JP MORGAN CHASE BANK AS SHAREHOLDER SERVICING AGENT @ 11.59 (ID: 4812C0-38-1)	(690.423)	11.59	8,002.00	(8,095.16)	(93.16) L

Trade Date / Settle Date	Type / Selection Method	Description	Quantity	Per Unit Amount	Proceeds	Tax Cost	Realized Gain/Loss
Settled Sales/Maturities/Redemptions							
5/8 5/11	Sale High Cost	ISHARES CORE S&P MIDCAP ETF @ 172 6845 3,971.74 BROKERAGE 0.34 TAX &/OR SEC .08 GOLDMAN SACHS & CO. (ID: 464287-50-7)	(23.000)	172 666	3,971 32	(3,317.16)	654.16 L
5/11 5/12	Sale High Cost	BROWN ADV JAPAN ALPHA OPP-IS (ID: 115233-57-9)	(413.233)	10.58	4,372.00	(4,000.09)	371 91 S
6/26 6/27	Sale High Cost	EQUINOX FDS TR IPM SYSTMATC I (ID. 29446A-71-0)	(358.509)	10.35	3,710 57	(3,750.00)	(39.43) L
6/27 6/28	Sale High Cost	JPMORGAN CORE BOND-SEL CLASS - I JP MORGAN CHASE BANK AS SHAREHOLDER SERVICING AGENT @ 11.69 (ID: 4812C0-38-1)	(536.116)	11.69	6,267.20	(6,245.75)	21.45 L
6/27 6/28	Sale High Cost	VANGUARD TOTAL INTL BND-ADM (ID: 92203J-30-8)	(83.451)	21.84	1,822 57	(1,815.06)	7.51 S
6/27 6/28	Sale High Cost	NEUBERGER BERMAN HI IN B-INS (ID. 64128K-86-8)	(453.878)	8.78	3,985.05	(3 712.72)	272.33 L
6/28 6/29	Sale High Cost	T ROWE PR EMERG MKTS BND-I (ID: 77956H-53-4)	(286.307)	12.68	3,630.37	(3,605.84)	24.53 S
6/27 6/30	Sale High Cost	ISHARES CORE S&P MIDCAP ETF @ 173.7393 13,030.45 BROKERAGE 1.13 TAX &/OR SEC .28 DEUTSCHE BANC ALEX BROWN INC (ID: 464287-50-7)	(75 000)	173 721	13,029.04	(7,032 75)	5,996.29 L
11/17 11/20	Sale High Cost	NB HIGH INCOME BOND-R6 (ID: 64128K-57-9)	(466.306)	8.70	4,056.86	(3,814.38)	242 48 L
12/14 12/14	LT Capital Gain Distribution	JPMORGAN CORE BOND-R6 @ 0.026 PER SHARE (ID: 4812C0-10-0)	555.390	0.026	14.51		
12/14 12/14	LT Capital Gain Distribution	JPMORGAN US EQUITY-R6 @ 1.098 PER SHARE (ID: 48121L-81-7)	1,103.455	1.099	1,212.31		
12/15 12/15	LT Capital Gain Distribution	OAKMARK INTERNATIONAL-INST 12/15/17 LONG TERM CAPITAL GAINS @ 0.483 PER SHARE (ID: 413838-72-3)	603.085	0.484	291.65		

Trade Date / Settle Date	Type / Selection Method	Description	Quantity	Per Unit Amount	Proceeds	Tax Cost	Realized Gain/Loss
Settled Sales/Maturities/Redemptions							
12/15 12/15	LT Capital Gain Distribution	MFS INTL VALUE-R6 12/14/17 LONG TERM CAPITAL GAINS @ 0.446 PER SHARE AS OF 12/14/17 (ID: 552746-34-9)	533.133	0.446	238 04		
12/18 12/18	LT Capital Gain Distribution	NEUBERGER BER MU/C OPP-INS 12/18/17 LONG TERM CAPITAL GAINS @ 1.839 PER SHARE (ID: 64122Q-30-9)	843.278	1.84	1,551.29		
12/19 12/19	LT Capital Gain Distribution	HARTFORD CAPITAL APPREC FD CL - F 12/18/17 LONG TERM CAPITAL GAINS @ 3.102 PER SHARE AS OF 12/18/17 (ID: 41664T-71-9)	424.379	3.103	1,316 82		
12/21 12/21	LT Capital Gain Distribution	BROWN ADV JAPAN ALPHA OPP-IS 12/19/17 LONG TERM CAPITAL GAINS @ 0.970 PER SHARE AS OF 12/19/17 (ID: 115233-57-9)	404.949	0.97	392.97		
12/21 12/21	LT Capital Gain Distribution	DODGE & COX INCOME FD 12/20/17 LONG TERM CAPITAL GAINS @ 0.026 PER SHARE AS OF 12/20/17 (ID: 256210-10-5)	322.878	0.026	8.39		
12/22 12/22	LT Capital Gain Distribution	AQR LONG-SHORT EQUITY-R6 12/20/17 LONG TERM CAPITAL GAINS @ 0.439 PER SHARE AS OF 12/20/17 (ID: 00191K-50-0)	471.200	0.44	207.23		
12/26 12/26	LT Capital Gain Distribution	AMERICAN BEACON GLG TR-UTL 12/22/17 LONG TERM CAPITAL GAINS AS OF 12/22/17 (ID: 024525-17-2)	401.198		0.16		
Total Settled Sales/Maturities/Redemptions					**$77,877.88**	**($63,608.44)**	**$7,653.12 L** **$1,382.95 S**

Trade Date / Settle Date	Type	Description	Quantity	Per Unit Amount	Market Cost
Settled Securities Purchased					
1/12 1/13	Purchase	JPMORGAN CORE BOND-SEL CLASS - I JP MORGAN CHASE BANK AS SHAREHOLDER SERVICING AGENT @ 11.55 (ID: 4812C0-38-1)	167.532	11.55	(1,935.00)
1/12 1/18	Purchase	ISHARES MSCI EAFE INDEX FUND @ 59.3642 7,183.06 BROKERAGE 3.02 MERRILL LYNCH PROF. CLEARING CORP. (ID: 464287-46-5)	121.000	59.389	(7,186.08)
4/13 4/17	Purchase	VANGUARD TOTAL INTL BND-ADM (ID: 92203J-30-8)	579.448	21 75	(12,603.00)
5/8 5/11	Purchase	ISHARES MSCI EAFE INDEX FUND @ 65.0796 6,507.96 BROKERAGE 1.50 MERRILL LYNCH PIERCE FENNER & SMIT (ID: 464287-46-5)	100.000	65.095	(6,509.46)
6/27 6/28	Purchase	AMERICAN BEACON GLG TR-UTL (ID: 024525-17-2)	401.198	10.85	(4,353.00)
6/27 6/28	Purchase	CRM LONG/SHORT OPPORTUNITIES FUND (ID: 12628J-88-1)	233.372	10.24	(2,389.73)
6/27 6/28	Purchase	AQR LONG-SHORT EQUITY-R6 (ID: 00191K-50-0)	155.689	13.86	(2,157.85)
6/27 6/30	Purchase	ISHARES CORE MSCI EAFE ETF @ 60.9404 17,428 95 BROKERAGE 7.15 FIRST NEW YORK SECURITIES LLC (ID: 46432F-84-2)	286.000	60 965	(17,436.10)
6/27 6/30	Purchase	SPDR S&P 500 ETF TRUST @ 242.2884 4,361.19 BROKERAGE 0.27 KNIGHT EQUITY MARKETS L P (ID: 78462F-10-3)	18.000	242.303	(4,361.46)
11/17 11/20	Purchase	DODGE & COX INCOME FD (ID: 256210-10-5)	322.878	13.82	(4,462.18)
Total Settled Securities Purchased					**($63,393.86)**

COST ADJUSTMENTS

Settle Date	Type	Description	Quantity	Cost Basis Adjustments	Currency Gain/Loss USD
Cost Adjustments					
2/15	Cost Basis Adj	PIMCO UNCONSTRAINED BOND-INS RETURN OF CAPITAL ADJUSTMENT FOR 2016 DIVIDENDS (ID. 72201M-48-7)	770.226	(40.18)	
2/15	Cost Basis Adj	T ROWE PR EMERG MKTS BND RETURN OF CAPITAL ADJUSTMENT FOR 2016 DIVIDENDS (ID: 77956H-87-2)	628.187	(22.41)	
Total Cost Adjustments				**($62.59)**	**$0.00**

3

Account Summary

PRINCIPAL

Asset Allocation	Beginning Market Value	Ending Market Value	Change In Value	Estimated Annual Income	Current Allocation
Equity	2,541,737.46	3,022,262.12	480,524.66	44,666.62	81%
Alternative Assets	202,366.82	280,233.39	77,866.57	5,849.05	8%
Cash & Fixed Income	593,458.92	430,824.29	(162,634.63)	11,413.43	11%
Market Value	**$3,337,563.20**	**$3,733,319.80**	**$395,756.60**	**$61,929.10**	**100%**

Asset Allocation

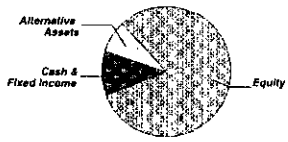

INCOME

Cash Position	Beginning Market Value	Ending Market Value	Change In Value
Cash Balance	263.00	264.95	1.95
Accruals	1,957.69	2,282.36	324.67
Market Value	**$2,220.69**	**$2,547.31**	**$326.62**

* **J.P. Morgan Managed** includes mutual funds, other registered funds and hedge funds managed by J.P. Morgan and structured products issued by J.P. Morgan. **J.P. Morgan Separately Managed Account** includes fixed income, equity, and alternative separately managed accounts managed by J.P. Morgan. **Third-Party Managed & Other** includes mutual funds, exchange traded funds, hedge funds, and separately managed accounts managed by parties other than J.P. Morgan; separately managed accounts managed by J.P. Morgan where a party other than J.P. Morgan is the appointed investment advisor; structured products and exchange traded notes issued by parties other than J.P. Morgan; investment conduits investing in non-J.P. Morgan managed hedge funds, where J.P Morgan is solely administrator to the conduit; and other investments not managed or issued by J.P. Morgan. **J.P. Morgan Cash & Liquidity Funds** includes cash, J.P. Morgan deposit sweeps and J.P. Morgan money market mutual funds. See important information about investment principles and conflicts in the disclosures section.

Manager Allocation *

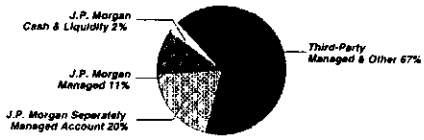

Account Summary CONTINUED

Portfolio Activity	PRINCIPAL Current Period Value	PRINCIPAL Year-to-Date Value	INCOME Current Period Value	INCOME Year-to-Date Value
Beginning Market Value	**3,337,563.20**	**3,337,563.20**	**263.00**	**263.00**
Additions	34,045.19	34,045.19		
Withdrawals & Fees	(212,679.93)	(212,679.93)	(70,169.51)	(70,169.51)
Securities Transferred In	14,443.70	14,443.70	--	--
Securities Transferred Out	(14,218.70)	(14,218.70)	--	--
Net Additions/Withdrawals	**($178,409.74)**	**($178,409.74)**	**($70,169.51)**	**($70,169.51)**
Income			70,171.46	70,171.46
Change In Investment Value	574,166.34	574,166.34		
Ending Market Value	**$3,733,319.80**	**$3,733,319.80**	**$264.95**	**$264.95**
Accruals	--	--	2,282.36	2,282.36
Market Value with Accruals	--	--	**$2,547.31**	**$2,547.31**

Tax Summary	Current Period Value	Year-to-Date Value
Domestic Dividends/Distributions	65,027.30	65,027.30
Foreign Dividends	1,507.10	1,507.10
Interest Income	597.88	597.88
Taxable Income	**$67,132.28**	**$67,132.28**
Tax-Exempt Income	3,039.18	3,039.18
Tax-Exempt Income	**$3,039.18**	**$3,039.18**

	Current Period Value	Year-to-Date Value
LT Capital Gain Distributions	41,555.22	41,555.22
Net Realized Gain/Loss	203,006.92	203,006.92
Realized Gain/Loss	**$244,562.14**	**$244,562.14**

	To-Date Value
Unrealized Gain/Loss	**$1,005,951.13**

Account Summary CONTINUED

Cost Summary	Cost
Equity	2,026,584.65
Cash & Fixed Income	429,715.76
Total	**$2,456,300.41**

Equity Summary

Asset Categories	Beginning Market Value	Ending Market Value	Change in Value	Current Allocation
US Large Cap Equity	1,416,521.47	1,693,376.36	276,854.89	46%
US Mid Cap Equity	364,262.32	221,941.20	(142,321.12)	6%
EAFE Equity	628,809.48	982,072.87	353,263.39	26%
European Large Cap Equity	42,190.31	47,262.46	5,072.15	1%
Japanese Large Cap Equity	89,953.88	77,609.23	(12,344.65)	2%
Total Value	**$2,541,737.46**	**$3,022,262.12**	**$480,524.66**	**81%**

Asset Categories



Equity as a percentage of your portfolio - 81 %

Market Value/Cost	Current Period Value
Market Value	3,022,262.12
Average Cost	2,026,584.65
Unrealized Gain/Loss	995,677.47
Estimated Annual Income	44,666.62
Accrued Dividends	2,229.45
Yield	1.47%

Equity Detail

	Price	Quantity	Value	Adjusted Average Cost	Unrealized Gain/Loss	Est. Annual Inc. / Accrued Div.	Yield
US Large Cap Equity							
ABBOTT LABORATORIES 002824-10-0 ABT	57.07	75.000	4,280.25	1,951.54	2,328.71	84.00	1.96%

	Price	Quantity	Value	Adjusted Average Cost	Unrealized Gain/Loss	Est. Annual Inc. / Accrued Div.	Yield
US Large Cap Equity							
ACCENTURE PLC-CL A G1151C-10-1 ACN	153.09	62.000	9,491.58	7,338.31	2,153.27	164.92	1.74%
ADOBE SYSTEMS INC 00724F-10-1 ADBE	175.24	65.000	11,390.60	6,826.63	4,563.97		
AGILENT TECHNOLOGIES INC 00846U-10-1 A	66.97	120.000	8,036.40	6,260.75	1,775.65	71.52 17.88	0.89%
ALLEGION PLC G0176J-10-9 ALLE	79.56	70.000	5,569.20	4,557.95	1,011.25	44.80	0.80%
ALPHABET INC/CA-CL C 02079K-10-7 GOOG	1,046.40	23.000	24,067.20	17,410.34	6,656.86		
ALPHABET INC/CA-CL A 02079K-30-5 GOOG L	1,053.40	11.000	11,587.40	8,983.68	2,603.72		
AMAZON.COM INC 023135-10-6 AMZN	1,169.47	20.000	23,389.40	15,436.40	7,953.00		
AMERICAN INTERNATIONAL GROUP 026874-78-4 AIG	59.58	110.000	6,553.80	6,500.05	53.75	140.80	2.15%
ANALOG DEVICES INC 032654-10-5 ADI	89.03	45.000	4,006.35	3,043.29	963.06	81.00	2.02%
APPLE INC 037833-10-0 AAPL	169.23	216.000	36,553.68	28,609.25	7,944.43	544.32	1.49%
APTIV PLC G6095L-10-9 APTV	84.83	43.000	3,647.69	3,094.62	553.07	37.84	1.04%
BANK OF AMERICA CORP 060505-10-4 BAC	29.52	520.000	15,350.40	7,358.78	7,991.62	249.60	1.63%
BANK OF NEW YORK MELLON CORP 064058-10-0 BK	53.86	65.000	3,500.90	3,076.62	424.28	62.40	1.78%

	Price	Quantity	Value	Adjusted Average Cost	Unrealized Gain/Loss	Est. Annual Inc / Accrued Div.	Yield
US Large Cap Equity							
BERKSHIRE HATHAWAY INC-CL B 084670-70-2 BRK B	198.22	44.000	8,721.68	7,352.33	1,369 35		
BIOGEN INC 09062X-10-3 BIIB	318.57	8.000	2,548.56	2,175.57	372.99		
BLACKROCK INC 09247X-10-1 BLK	513 71	7.000	3,595.97	2,560.04	1,035 93	70 00	1.95%
BOSTON SCIENTIFIC CORP 101137-10-7 BSX	24.79	290.000	7,189.10	6,727.84	461.26		
BRISTOL-MYERS SQUIBB CO 110122-10-8 BMY	61 28	147.000	9,008.16	7,547.71	1,460.45	235.20	2.61%
BROADCOM LTD Y09827-10-9 AVGO	256 90	63.000	16,184.70	10,473.44	5,711.26	441.00	2.72%
CHARTER COMMUNICATIONS INC-A 16119P-10-8 CHTR	335.96	27.000	9,070.92	7,640.98	1,429.94		
CHUBB LTD H1467J-10-4 CB	146.13	83.000	12,128.79	10,750.10	1,378.69	235.72 50.09	1.94%
CIGNA CORP 125509-10-9 CI	203.09	19.000	3,858.71	3,375.72	482.99	0.76	0.02%
CITIGROUP INC 172967-42-4 C	74.41	223.000	16,593 43	12,190 71	4,402 72	285.44	1.72%
CMS ENERGY CORP 125896-10-0 CMS	47 30	100.000	4,730.00	4,184.50	545.50	133.00	2.81%
COMCAST CORP-CLASS A 20030N-10-1 CMCS A	40.05	150.000	6,007.50	5,095.06	912.44	94.50	1.57%
CONCHO RESOURCES INC 20605P-10-1 CXO	150 22	42 000	6,309.24	5,575 93	733.31		

	Price	Quantity	Value	Adjusted Average Cost	Unrealized Gain/Loss	Est. Annual Inc. / Accrued Div.	Yield
US Large Cap Equity							
DELPHI TECHNOLOGIES PLC G2709G-10-7 DLPH	52.47	14.000	734.58	609.19	125.39		
DIAMONDBACK ENERGY INC 25278X-10-9 FANG	126.25	37.000	4,671.25	3,820.44	850.81		
DOLLAR TREE INC 256746-10-8 DLTR	107.31	57.000	6,116.67	5,247.91	868.76		
DOWDUPONT INC 26078J-10-0 DWDP	71.22	215.000	15,312.30	12,378.14	2,934.16	326.80	2.13%
EASTMAN CHEMICAL CO 277432-10-0 EMN	92.64	70.000	6,484.80	4,395.65	2,089.15	156.80 39.20	2.42%
ELI LILLY & CO 532457-10-8 LLY	84.46	100.000	8,446.00	7,634.50	811.50	225.00	2.66%
EOG RESOURCES INC 26875P-10-1 EOG	107.91	59.000	6,366.69	5,978.20	388.49	39.53	0.62%
FACEBOOK INC-A 30303M-10-2 FB	176.46	90.000	15,881.40	11,163.97	4,717.43		
FIDELITY NATIONAL INFO SERV 31620M-10-6 FIS	94.09	85.000	7,997.65	6,455.33	1,542.32	98.60	1.23%
GENERAL DYNAMICS CORP 369550-10-8 GD	203.45	36.000	7,324.20	6,310.38	1,013.82	120.96	1.65%
GOLDMAN SACHS GROUP INC 38141G-10-4 GS	254.76	30.000	7,642.80	4,984.95	2,657.85	90.00	1.18%
HARTFORD FINANCIAL SVCS GRP 416515-10-4 HIG	56.28	86.000	4,840.08	3,782.02	1,058.06	86.00 21.50	1.78%
HOME DEPOT INC 437076-10-2 HD	189.53	75.000	14,214.75	9,979.26	4,235.49	267.00	1.88%

	Price	Quantity	Value	Adjusted Average Cost	Unrealized Gain/Loss	Est. Annual Inc. / Accrued Div.	Yield
US Large Cap Equity							
HONEYWELL INTERNATIONAL INC 438516-10-6 HON	153.36	125.000	19,170.00	14,446.05	4,723.95	372.50	1.94%
INGERSOLL-RAND PLC G47791-10-1 IR	89.19	81.000	7,224.39	6,989.52	234.87	145.80	2.02%
INTERCONTINENTAL EXCHANGE IN 45866F-10-4 ICE	70.56	45.000	3,175.20	2,697.53	477.67	36.00	1.13%
INTL BUSINESS MACHINES CORP 459200-10-1 IBM	153.42	32.000	4,909.44	4,862.51	46.93	192.00	3.91%
ISHARES RUSSELL 1000 GROWTH 464287-61-4 IWF	134.68	1,250.000	168,350 00	63,567.75	104,782.25	1,845.00	1.10%
JPMORGAN GROWTH ADVANTAG-R6 46640W-10-8 JGVV X	20.65	13,999 719	289,094.20	124,920.00	164,174.20		
KEYCORP 493267-10-8 KEY	20.17	267.000	5,385.39	4,844.71	540.68	112.14	2.08%
LOWE'S COS INC 548661-10-7 LOW	92.94	115.000	10,688.10	9,387.38	1,300.72	188.60	1.76%
MARTIN MARIETTA MATERIALS 573284-10-6 MLM	221.04	25.000	5,526.00	4,249.63	1,276.37	44.00	0.80%
MASCO CORP 574599-10-6 MAS	43.94	175.000	7,689.50	6,143.37	1,546 13	73 50	0.96%
MASTERCARD INC-CLASS A 57636Q-10-4 MA	151.36	110.000	16,649.60	10,989.44	5,660 16	110.00	0.66%
METLIFE INC 59156R-10-8 MET	50.56	81.000	4,095.36	3,833.09	262.27	129.60	3.16%
MICROCHIP TECHNOLOGY INC 595017-10-4 MCHP	87.88	51.000	4,481.88	3,891 31	590 57	73.95	1.65%

	Price	Quantity	Value	Adjusted Average Cost	Unrealized Gain/Loss	Est. Annual Inc. / Accrued Div.	Yield
US Large Cap Equity							
MICROSOFT CORP 594918-10-4 MSFT	85.54	397.000	33,959.38	9,339.85	24,619.53	666.96	1.96%
MONDELEZ INTERNATIONAL INC-A 609207-10-5 MDLZ	42.80	150.000	6,420.00	6,623.99	(203.99)	132.00 33.00	2.06%
MORGAN STANLEY 617446-44-8 MS	52.47	370.000	19,413.90	13,846.04	5,567.86	370.00	1.91%
NEUBERGER BER MU/C OPP-INS 64122Q-30-9 NMUL X	18.56	6,810.010	126,393.79	72,730.90	53,662.89	735.48	0.58%
NEXTERA ENERGY INC 65339F-10-1 NEE	156.19	25.000	3,904.75	2,849.27	1,055.48	98.25	2.52%
NIKE INC -CL B 654106-10-3 NKE	62.55	92.000	5,754.60	4,977.01	777.59	73.60 18.40	1.28%
NISOURCE INC 65473P-10-5 NI	25.67	200.000	5,134.00	5,113.00	21.00	140.00	2.73%
NORFOLK SOUTHERN CORP 655844-10-8 NSC	144.90	32.000	4,636.80	3,874.32	762.48	78.08	1.68%
NORTHROP GRUMMAN CORP 666807-10-2 NOC	306.91	33.000	10,128.03	8,854.59	1,273.44	132.00	1.30%
NVIDIA CORP 67066G-10-4 NVDA	193.50	22.000	4,257.00	3,940.90	316.10	13.20	0.31%
O'REILLY AUTOMOTIVE INC 67103H-10-7 ORLY	240.54	29.000	6,975.66	7,304.58	(328.92)		
OCCIDENTAL PETROLEUM CORP 674599-10-5 OXY	73.66	41.000	3,020.06	2,910.37	109.69	126.28 31.57	4.18%
PEPSICO INC 713448-10-8 PEP	119.92	84.000	10,073.28	9,235.37	837.91	270.48 67.62	2.69%

	Price	Quantity	Value	Adjusted Average Cost	Unrealized Gain/Loss	Est. Annual Inc / Accrued Div.	Yield
US Large Cap Equity							
PFIZER INC 717081-10-3 PFE	36.22	400.000	14,488.00	6,946.92	7,541.08	544 00	3.75%
SCHWAB (CHARLES) CORP 808513-10-5 SCHW	51.37	110.000	5,650.70	4,026.55	1,624.15	35.20	0.62%
SPDR S&P 500 ETF TRUST 78462F-10-3 SPY	266.86	1,339.000	357,325.54	235,203.96	122,121.58	6,429.87 1,809.43	1.80%
STANLEY BLACK & DECKER INC 854502-10-1 SWK	169.69	69.000	11,708.61	8,281.73	3,426.88	173.88	1.49%
SVB FINANCIAL GROUP 78486Q-10-1 SIVB	233.77	25.000	5,844.25	4,201.63	1,642.62		
TEXAS INSTRUMENTS INC 882508-10-4 TXN	104.44	107.000	11,175.08	7,608.99	3,566.09	265.36	2.37%
TJX COMPANIES INC 872540-10-9 TJX	76.46	59.000	4,511.14	4,443.76	67.38	73.75	1.63%
TWENTY-FIRST CENTURY FOX-A 90130A-10-1 FOXA	34 53	208.000	7,182.24	5,446 89	1,735.35	74 88	1.04%
UNION PACIFIC CORP 907818-10-8 UNP	134.10	70.000	9,387.00	7,527.76	1,859.24	186.20	1.98%
UNITEDHEALTH GROUP INC 91324P-10-2 UNH	220.46	109.000	24,030.14	16,532.86	7,497.28	327 00	1 36%
UNITED CONTINENTAL HOLDINGS 910047-10-9 UAL	67.40	85.000	5,729.00	4,572 58	1,156.42		
VANTIV INC - CL A 92210H-10-5 VNTV	73.55	44.000	3,236.20	3,170.27	65.93		
VERTEX PHARMACEUTICALS INC 92532F-10-0 VRTX	149.86	32.000	4,795 52	2,999 84	1,795.68		

	Price	Quantity	Value	Adjusted Average Cost	Unrealized Gain/Loss	Est. Annual Inc / Accrued Div.	Yield
US Large Cap Equity							
VISA INC-CLASS A SHARES 92826C-83-9 V	114.02	64.000	7,297.28	5,232.69	2,064.59	49.92	0.68%
WALT DISNEY CO/THE 254687-10-6 DIS	107.51	151.000	16,234.01	5,012.79	11,221.22	253.68 126.84	1.56%
WASTE CONNECTIONS INC 94106B-10-1 WCN	70.94	76.000	5,391.44	4,676.96	714.48	42.56	0.79%
WELLS FARGO & CO 949746-10-1 WFC	60.67	313.000	18,989.71	17,286.79	1,702.92	488.28	2.57%
WEX INC 96208T-10-4 WEX	141.23	35.000	4,943.05	4,019.93	923.12		
WORKDAY INC-CLASS A 98138H-10-1 WDAY	101.74	25.000	2,543.50	1,738.17	805.33		
ZIMMER HOLDINGS INC 98956P-10-2 ZBH	120.67	58.000	6,998.86	6,447.36	551.50	55.68 13.92	0.80%
Total US Large Cap Equity			**$1,693,376.36**	**$1,056,638.99**	**$636,737.37**	**$19,547.19** **$2,229.45**	**1.15%**
US Mid Cap Equity							
AMG TIMESSQUARE MID CAP GROWTH FUND CL Z 00170K-74-5 TMDI X	18.87	2,312.729	43,641.20	23,016.73	20,624.47		
ISHARES RUSSELL MID-CAP VALU 464287-47-3 IWS	89.15	2,000.000	178,300.00	62,320.14	115,979.86	3,492.00	1.96%
Total US Mid Cap Equity			**$221,941.20**	**$85,336.87**	**$136,604.33**	**$3,492.00**	**1.57%**

	Price	Quantity	Value	Adjusted Average Cost	Unrealized Gain/Loss	Est. Annual Inc. / Accrued Div.	Yield
EAFE Equity							
AMG MG PICTET INTL-Z 00171C-40-3 APCZ X	11.29	8,336.307	94,116.91	79,542.98	14,573.93		
DODGE & COX INTL STOCK FD 256206-10-3 DODF X	46.32	5,026.163	232,811.87	147,723.33	85,088.54	4,483.33	1.93%
ISHARES CORE MSCI EAFE ETF 46432F-84-2 IEFA	66.09	2,332.000	154,121.88	142,190.37	11,931.51	3,955.07	2.57%
ISHARES MSCI EAFE INDEX FUND 464287-46-5 EFA	70.31	5,411.000	380,447.41	309,857.98	70,589.43	9,761.44	2.57%
T ROWE PR OVERSEAS STOCK-I 77956H-43-5 TROI X	11.28	10,689.255	120,574.80	99,525.00	21,049.80	2,351.63	1.95%
Total EAFE Equity			**$982,072.87**	**$778,839.66**	**$203,233.21**	**$20,551.47**	**2.10%**
European Large Cap Equity							
XTRACKERS MSCI EUROPE HEDGED EQUITY ETF. 233051-85-3 DBEU	28.42	1,663.000	47,262.46	40,157.13	7,105.33	1,075.96	2.28%
Japanese Large Cap Equity							
BROWN ADV JAPAN ALPHA OPP-IS 115233-57-9 BAFJ X	11.45	6,778.099	77,609.23	65,612.00	11,997.23		

Alternative Assets Summary

Asset Categories	Beginning Estimated Value	Ending Estimated Value	Change In Value	Current Allocation
Hedge Funds	202,366.82	280,233.39	77,866.57	8%

Alternative Assets Detail

	Price	Quantity	Estimated Value	Cost
Hedge Funds				
AMERICAN BEACON GLG TR-UTL 024525-17-2 GLGU X	10.64	3,272.995	34,824 67	35,512.00
AQR LONG-SHORT EQUITY-R6 00191K-50-0 QLER X	13.91	3,843 352	53,461 03	50,573.51
CRM LONG/SHORT OPPORTUNITIES FUND 12628J-88-1 CRIH X	10.32	5,205.316	53,718.86	52,496.66
EQUINOX FDS TR IPM SYSTMATC I 29446A-71-0 EQIP X	9.99	53 768	537.14	
INVESCO BAL-RSK ALLOC-R6 00142R-53-9 ALLF X	11.01	6,328.988	69,682.16	66,830.77
PIMCO UNCONSTRAINED BOND-INS 72201M-48-7 PFIU X	10.82	6,285.539	68,009.53	65,118.18
Total Hedge Funds			**$280,233.39**	**$270,531.12**

Cash & Fixed Income Summary

Asset Categories	Beginning Market Value	Ending Market Value	Change In Value	Current Allocation
Cash	147,843.09	85,100.89	(62,742.20)	2%
US Fixed Income	382,277.51	310,059.17	(72,218.34)	8%
Non-US Fixed Income	63,338.32	35,664.23	(27,674.09)	1%
Total Value	**$593,458.92**	**$430,824.29**	**($162,634.63)**	**11%**

Asset Categories

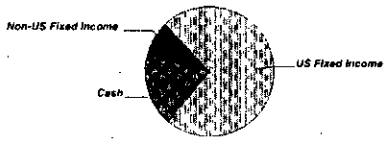

Cash & Fixed Income as a percentage of your portfolio - 11 %

Market Value/Cost	Current Period Value
Market Value	430,824.29
Average Cost	429,715.76
Unrealized Gain/Loss	1,108.53
Estimated Annual Income	11,413.43
Accrued Interest	52.91
Yield	2.65%

SUMMARY BY MATURITY

Cash & Fixed Income	Market Value	% of Cash & Fixed Income
0-6 months[1]	430,824.29	100%

[1] The years indicate the number of years until the bond is scheduled to mature based on the statement end date. Some bonds may be called, or paid in full, before their stated maturity.

SUMMARY BY TYPE

Cash & Fixed Income	Market Value	% of Cash & Fixed Income
Cash	85,100.89	19%
Mutual Funds	240,681.69	57%
Other	105,041.71	24%
Total Value	**$430,824.29**	**100%**

Note: [1] This is the Annual Percentage Yield (APY) which is the rate earned if balances remain on deposit for a full year with compounding, there is no change in the interest rate and all interest is left in the account.

Cash & Fixed Income Detail

	Price	Quantity	Value	Average Cost	Unrealized Gain/Loss	Est. Annual Income / Accrued Interest	Yield
Cash							
US DOLLAR PRINCIPAL	1.00	85,100.89	85,100.89	85,100.89		855.26 52.91	1.01% [1]
US Fixed Income							
DODGE & COX INCOME FD 256210-10-5	13.76	2,359.73	32,469.84	32,611.43	(141.59)	896.69	2.76%
JPMORGAN INTERM T/F BND-R6 48129C-10-8	10.78	6,488.35	69,944.38	70,604.90	(660.52)	1,842.69	2.63%
JPM SHRT-INT MUNI BND-I FUND 3602 4812C2-39-5	10.55	6,576.06	69,377.48	69,377.47	0.01	1,019.28	1.47%
METROPOLITAN WEST T/R BD-PLN 592905-76-4	10.03	6,478.90	64,983.37	67,187.84	(2,204.47)	1,412.40	2.17%
PIMCO FD PAC INV MGMT SERIES HIGH YIELD FD - INSTL 693390-84-1	8.96	8,179.03	73,284.10	69,358.16	3,925.94	3,770.53	5.15%
Total US Fixed Income			**$310,059.17**	**$309,139.80**	**$919.37**	**$8,941.59**	**2.88%**

	Price	Quantity	Value	Average Cost	Unrealized Gain/Loss	Est. Annual Income / Accrued Interest	Yield
Non-US Fixed Income							
MFS EMERGING MKTS DEBT FD R6 552746-36-4	15.09	2,363.44	35,664.23	35,475.07	189.16	1,616.58	4.53%

Portfolio Activity Summary

Transactions	PRINCIPAL Current Period Value	PRINCIPAL Year-To-Date Value*	INCOME Current Period Value	INCOME Year-To-Date Value*
Beginning Cash Balance	147,843.09	--	263.00	--
INFLOWS				
Income			70,171.46	70,171.46
Contributions	34,045.19	34,045.19		
Total Inflows	$34,045.19	$34,045.19	$70,171.46	$70,171.46
OUTFLOWS **				
Withdrawals	(99,432.44)	(99,432.44)	(34,045.19)	(34,045.19)
Fees & Commissions	(22,265.49)	(22,265.49)	(36,091.89)	(36,091.89)
Tax Payments	(90,982.00)	(90,982.00)	(32.43)	(32.43)
Total Outflows	($212,679.93)	($212,679.93)	($70,169.51)	($70,169.51)
TRADE ACTIVITY				
Settled Sales/Maturities/Redemptions	982,082.39	982,082.39		
Settled Securities Purchased	(866,189.85)	(866,189.85)		
Total Trade Activity	$115,892.54	$115,892.54	$0.00	$0.00
Ending Cash Balance	$85,100.89	--	$264.95	--

Securities Transferred In/Out	Current Period Value	Year-To-Date Value*
Securities Transferred In	14,443.70	14,443.70
Securities Transferred Out	(14,218.70)	(14,218.70)

Portfolio Activity Summary

Cost Adjustments	Current Period Value	Year-To-Date Value*
Cost Adjustments	(28.50)	(28.50)
Total Cost Adjustments	**($28.50)**	**($28.50)**

* Year to date information is calculated on a calendar year basis.
** Your account's standing instructions use a HIGH COST method for relieving assets from your position

Portfolio Activity Detail

INFLOWS & OUTFLOWS

Settle Date	Type / Selection Method	Description	Quantity / Cost	Per Unit Amount	PRINCIPAL Amount	INCOME Amount
1/3	Div Domest	HARTFORD FINANCIAL SVCS GRP @ 0.23 PER SHARE (ID: 416515-10-4)	100.000	0.23		23.00
1/3	Interest Income	DEPOSIT SWEEP INTEREST FOR 12/01/16 - 12/31/16 @ .33% RATE ON AVG COLLECTED BALANCE OF $150,144.89 AS OF 01/01/17				42.83
1/3	Div Domest	EASTMAN CHEMICAL CO @ 0.51 PER SHARE (ID: 277432-10-0)	70.000	0.51		35.70
1/3	Div Domest	METROPOLITAN WEST FDS TOTAL RET CL I 12/30/16 INCOME DIVIDEND AS OF 12/30/16 (ID: 592905-50-9)	5,828.406	0.017		98.60
1/3	Div Domest	VANGUARD INTM TRM INV G-ADM 01/03/17 INCOME DIVIDEND (ID: 922031-81-0)	6,357.738	0.022		142.07

INFLOWS & OUTFLOWS

Settle Date	Type / Selection Method	Description	Quantity / Cost	Per Unit Amount	PRINCIPAL Amount	INCOME Amount
1/4	Div Domest	LAM RESEARCH CORP @ 0.45 PER SHARE (ID: 512807-10-8)	50.000	0.45		22 50
1/4	Div Domest	MFS EMERGING MKTS DEBT FD-I 12/30/16 INCOME DIVIDEND AS OF 12/30/16 (ID: 55273E-64-0)	4,407.677	0.055		241.79
1/4	Div Domest	PIMCO FD PAC INV MGMT SERIES HIGH YIELD FD - INSTL 12/30/16 INCOME DIVIDEND AS OF 12/30/16 (ID: 693390-84-1)	15,358.063	0.042		651.26
1/4	Div Domest	PIMCO UNCONSTRAINED BOND-INS 12/30/16 INCOME DIVIDEND AS OF 12/30/16 (ID: 72201M-48-7)	6,285.539	0.021		131.80
1/6	Div Domest	PEPSICO INC @ 0.7525 PER SHARE (ID: 713448-10-8)	50.000	0 753		37 63
1/6	Foreign Dividend	JOHNSON CONTROLS INTERNATIONAL PLC @ 0.25 PER SHARE (ID: G51502-10-5)	419.000	0.25		104.75
1/9	Div Domest	MERCK & CO. INC. @ 0 47 PER SHARE (ID: 58933Y-10-5)	100.000	0.47		47.00
1/11	Div Domest	WALT DISNEY CO/THE @ 0.78 PER SHARE (ID: 254687-10-6)	200.000	0.78		156.00
1/11	Fed Estimated Tax	PAID U.S. TREASURY 4TH QUARTERLY FIDUCIARY ESTIMATED INCOME TAX PAYMENT FOR 2016			(11,572.00)	
1/11	State Est tax	PAID WI INCOME TAX 4TH QUARTERLY ESTIMATED INCOME TAX PAYMENT FOR 2016 FOR THE ACCOUNT OF EXEMPT T/U/W F SENSENBRENNER PCTAA			(7,915.00)	
1/12	Div Domest	MONDELEZ INTERNATIONAL INC-A @ 0.19 PER SHARE (ID: 609207-10-5)	150 000	0.19		28.50
1/13	Div Domest	OCCIDENTAL PETROLEUM CORP @ 0.76 PER SHARE (ID: 674599-10-5)	150.000	0.76		114.00
1/17	Div Domest	LENNOX INTERNATIONAL INC @ 0.43 PER SHARE (ID: 526107-10-7)	30.000	0.43		12.90

INFLOWS & OUTFLOWS

Settle Date	Type / Selection Method	Description	Quantity / Cost	Per Unit Amount	PRINCIPAL Amount	INCOME Amount
1/17	Fees & Commissions	JPMORGAN CHASE TRUST FEE FOR THE PERIOD 12-17-2016 TO 01-16-2017 ON ADJUSTED MV $3,189,720.11 INC $1,303.76 PRINC $1,303.75				(1,303.76)
1/17	Fees & Commissions	JPMORGAN CHASE TRUST FEE FOR THE PERIOD 12-17-2016 TO 01-16-2017 ON ADJUSTED MV $3,189,720.11 INC $1,303.76 PRINC $1,303.75			(1,303.75)	
1/20	Foreign Dividend	CHUBB LTD @ 0.69 PER SHARE (ID: H1467J-10-4)	75.000	0.69		51.75
1/25	Div Domest	GENERAL ELECTRIC CO @ 0.24 PER SHARE (ID: 369604-10-3)	300.000	0.24		72.00
1/25	Div Domest	AGILENT TECHNOLOGIES INC @ 0.132 PER SHARE (ID: 00846U-10-1)	50.000	0.132		6.60
1/25	Div Domest	COMCAST CORP-CLASS A @ 0.275 PER SHARE (ID: 20030N-10-1)	75.000	0.275		20.63
1/27	Div Domest	AETNA INC @ 0.25 PER SHARE (ID: 00817Y-10-8)	50.000	0.25		12.50
1/27	Div Domest	HUMANA INC @ 0.29 PER SHARE (ID: 444859-10-2)	15.000	0.29		4.35
1/30	Div Domest	DOW CHEMICAL CO/THE @ 0.46 PER SHARE (ID: 260543-10-3)	100.000	0.46		46.00
1/30	Tax-Exempt Income	JPMORGAN INTERM T/F BND-I FUND 1374 @ 0.02299 PER SHARE (ID: 4812A0-45-8)	11,617.875	0.023		267.09
1/31	Div Domest	SPDR S&P 500 ETF TRUST @ 1.32893 PER SHARE (ID: 78462F-10-3)	839.000	1.329		1,114.97
1/31	Foreign Dividend	TRANSCANADA CORP @ 0.433342 PER SHARE (ID: 89353D-10-7)	80.000	0.433		34.67
1/31	FGN Tax Withheld	TRANSCANADA CORP TAX WITHHELD CANADA 0.43% (ID: 89353D-10-7)	80.000			(8.67)
1/31	Div Domest	EOG RESOURCES INC @ 0.1675 PER SHARE (ID: 26875P-10-1)	125.000	0.168		20.94

INFLOWS & OUTFLOWS

Settle Date	Type / Selection Method	Description	Quantity / Cost	Per Unit Amount	PRINCIPAL Amount	INCOME Amount
2/1	Div Domest	AT&T INC @ 0.49 PER SHARE (ID: 00206R-10-2)	200.000	0.49		98.00
2/1	Interest Income	DEPOSIT SWEEP INTEREST FOR 01/01/17 - 01/31/17 @ .40% RATE ON AVG COLLECTED BALANCE OF $135,802.82 AS OF 02/01/17				46.06
2/1	Div Domest	METROPOLITAN WEST FDS TOTAL RET CL I 01/31/17 INCOME DIVIDEND AS OF 01/31/17 (ID: 592905-50-9)	5,828.406	0.017		99.86
2/1	Div Domest	VANGUARD INTM TRM INV G-ADM 02/01/17 INCOME DIVIDEND (ID: 922031-81-0)	6,357.738	0.022		141.17
2/2	Receipt of Assets	BIOFAME VERTRIEBS GMBH COM SPIN-OFF - HOLDERS RECEIVE 0.50 OF A SHARE FOR EACH SHARE OF BIOGEN INC. CUSIP: 09062X103. HELD. (ID: 09075E-10-0)	7.000 0.00			
2/2	Div Domest	CVS HEALTH CORP @ 0 50 PER SHARE (ID: 126650-10-0)	125.000	0.50		62 50
2/2	Div Domest	MFS EMERGING MKTS DEBT FD-I 02/01/17 INCOME DIVIDEND AS OF 02/01/17 (ID: 55273E-64-0)	4,407.677	0.053		233 07
2/2	Div Domest	PIMCO FD PAC INV MGMT SERIES HIGH YIELD FD - INSTL 01/31/17 INCOME DIVIDEND AS OF 01/31/17 (ID: 693390-84-1)	15,358.063	0.037		567.24
2/2	Div Domest	PIMCO UNCONSTRAINED BOND-INS 01/31/17 INCOME DIVIDEND AS OF 01/31/17 (ID: 72201M-48-7)	6,285.539	0.012		73.92
2/3	Div Domest	YUM! BRANDS INC @ 0.30 PER SHARE (ID: 988498-10-1)	50.000	0.30		15.00
2/8	Div Domest	LOWE'S COS INC @ 0.35 PER SHARE (ID: 548661-10-7)	50.000	0.35		17.50
2/9	Div Domest	MASTERCARD INC-CLASS A @ 0.22 PER SHARE (ID: 57636Q-10-4)	100.000	0.22		22.00

INFLOWS & OUTFLOWS

Settle Date	Type / Selection Method	Description	Quantity / Cost	Per Unit Amount	PRINCIPAL Amount	INCOME Amount
2/10	Div Domest	GENERAL DYNAMICS CORP @ 0.76 PER SHARE (ID: 369550-10-8)	30.000	0.76		22.80
2/10	Div Domest	BANK OF NEW YORK MELLON CORP @ 0.19 PER SHARE (ID: 064058-10-0)	65.000	0.19		12.35
2/13	Div Domest	MASCO CORP @ 0.10 PER SHARE (ID: 574599-10-6)	175.000	0.10		17.50
2/13	Div Domest	TEXAS INSTRUMENTS INC @ 0.50 PER SHARE (ID: 882508-10-4)	100.000	0.50		50.00
2/15	Div Domest	ABBOTT LABORATORIES @ 0.265 PER SHARE (ID: 002824-10-0)	100.000	0.265		26.50
2/15	Div Domest	PROCTER & GAMBLE CO/THE @ 0.6695 PER SHARE (ID: 742718-10-9)	200.000	0.67		133.90
2/15	Div Domest	MARSH & MCLENNAN COS @ 0.34 PER SHARE (ID: 571748-10-2)	100.000	0.34		34.00
2/15	Div Domest	MORGAN STANLEY @ 0.20 PER SHARE (ID: 617446-44-8)	370.000	0.20		74.00
2/16	Fees & Commissions	JPMORGAN CHASE TRUST FEE FOR THE PERIOD 01-17-2017 TO 02-16-2017 ON ADJUSTED MV $3,173,100.48 INC $1,306.68 PRINC $1,306.68				(1,306.68)
2/16	Fees & Commissions	JPMORGAN CHASE TRUST FEE FOR THE PERIOD 01-17-2017 TO 02-16-2017 ON ADJUSTED MV $3,173,100.48 INC $1,306.68 PRINC $1,306.68			(1,306.68)	
2/16	Div Domest	APPLE INC @ 0.57 PER SHARE (ID: 037833-10-0)	100.000	0.57		57.00
2/17	Div Domest	NISOURCE INC @ 0.175 PER SHARE (ID: 65473P-10-5)	200.000	0.175		35.00
2/21	Stock Split	COMCAST CORP-CLASS A 2 FOR 1 STOCK SPLIT. (ID: 20030N-10-1)	75.000 0.00			
2/22	Share Class Conv.	T ROWE PRICE OVERSEAS STOCK TO 77956H435 (ID: 77956H-75-7)	(10,655.782) (99.525.00)	9.58		

INFLOWS & OUTFLOWS

Settle Date	Type / Selection Method	Description	Quantity / Cost	Per Unit Amount	PRINCIPAL Amount	INCOME Amount
2/22	Share Class Conv.	T ROWE PR OVERSEAS STOCK-I FROM 77956H757 (ID: 77956H-43-5)	10,689.255 99,525.00	9.55		
2/23	Div Domest	DISCOVER FINANCIAL SERVICES @ 0.30 PER SHARE (ID: 254709-10-8)	75.000	0.30		22.50
2/24	Div Domest	CITIGROUP INC @ 0.16 PER SHARE (ID: 172967-42-4)	100.000	0.16		16.00
2/24	Div Domest	COSTCO WHOLESALE CORP @ 0.45 PER SHARE (ID: 22160K-10-5)	25.000	0.45		11.25
2/24	Div Domest	SCHWAB (CHARLES) CORP @ 0.08 PER SHARE (ID: 808513-10-5)	110.000	0.08		8.80
2/27	Tax-Exempt Income	JPMORGAN INTERM T/F BND-I FUND 1374 @ 0.02424 PER SHARE (ID: 4812A0-45-8)	11,617.875	0.024		281.62
2/28	Div Domest	CMS ENERGY CORP @ 0.3325 PER SHARE (ID: 125896-10-0)	100.000	0.333		33.25
3/1	Div Domest	PFIZER INC @ 0.32 PER SHARE (ID: 717081-10-3)	400.000	0.32		128.00
3/1	Div Domest	WELLS FARGO & CO @ 0.38 PER SHARE (ID: 949746-10-1)	200.000	0.38		76.00
3/1	Interest Income	DEPOSIT SWEEP INTEREST FOR 02/01/17 - 02/28/17 @ .40% RATE ON AVG COLLECTED BALANCE OF $162,663.75 AS OF 03/01/17				49.83
3/1	Div Domest	EQT CORP @ 0.03 PER SHARE (ID: 26884L-10-9)	65.000	0.03		1.95
3/1	Div Domest	METROPOLITAN WEST FDS TOTAL RET CL I 02/28/17 INCOME DIVIDEND AS OF 02/28/17 (ID: 592905-50-9)	5,828.406	0.017		97.60
3/1	Div Domest	VANGUARD INTM TRM INV G-ADM 03/01/17 INCOME DIVIDEND (ID: 922031-81-0)	6,357.738	0.021		135.76
3/2	Div Domest	TJX COMPANIES INC @ 0.26 PER SHARE (ID: 872540-10-9)	50.000	0.26		13.00

INFLOWS & OUTFLOWS

Settle Date	Type / Selection Method	Description	Quantity / Cost	Per Unit Amount	PRINCIPAL Amount	INCOME Amount
3/2	Div Domest	MFS EMERGING MKTS DEBT FD-I 03/01/17 INCOME DIVIDEND AS OF 03/01/17 (ID 55273E-64-0)	4,407.677	0.053		233 24
3/2	Div Domest	PIMCO FD PAC INV MGMT SERIES HIGH YIELD FD - INSTL 02/28/17 INCOME DIVIDEND AS OF 02/28/17 (ID: 693390-84-1)	15,358.063	0.039		597.72
3/2	Div Domest	PIMCO UNCONSTRAINED BOND-INS 02/28/17 INCOME DIVIDEND AS OF 02/28/17 (ID: 72201M-48-7)	6,285.539	0.015		93.84
3/7	Div Domest	VISA INC-CLASS A SHARES @ 0.165 PER SHARE (ID: 92826C-83-9)	50.000	0.165		8.25
3/7	Div Domest	ANALOG DEVICES INC @ 0.45 PER SHARE (ID: 032654-10-5)	70.000	0.45		31.50
3/9	Div Domest	MICROSOFT CORP @ 0.39 PER SHARE (ID: 594918-10-4)	1,250.000	0.39		487.50
3/10	Div Domest	ELI LILLY & CO @ 0.52 PER SHARE (ID: 532457-10-8)	100.000	0.52		52.00
3/10	Div Domest	PPG INDUSTRIES INC @ 0.40 PER SHARE (ID: 693506-10-7)	40.000	0.40		16.00
3/10	Div Domest	HONEYWELL INTERNATIONAL INC @ 0.665 PER SHARE (ID: 438516-10-6)	125.000	0.665		83.13
3/13	Div Domest	METLIFE INC @ 0.40 PER SHARE (ID: 59156R-10-8)	100.000	0.40		40.00
3/15	Div Domest	MOLSON COORS BREWING CO -B @ 0.41 PER SHARE (ID: 60871R-20-9)	50.000	0.41		20.50
3/15	Div Domest	NEXTERA ENERGY INC @ 0.9825 PER SHARE (ID: 65339F-10-1)	25.000	0.982		24.56
3/15	Div Domest	TIME WARNER INC @ 0.4025 PER SHARE (ID: 887317-30-3)	200.000	0.403		80.50

INFLOWS & OUTFLOWS

Settle Date	Type / Selection Method	Description	Quantity / Cost	Per Unit Amount	PRINCIPAL Amount	INCOME Amount
3/16	Fees & Commissions	JPMORGAN CHASE TRUST FEE FOR THE PERIOD 02-17-2017 TO 03-16-2017 ON ADJUSTED MV $3,317,210.85 INC $1,358.69 PRINC $1,358.69				(1,358.69)
3/16	Fees & Commissions	JPMORGAN CHASE TRUST FEE FOR THE PERIOD 02-17-2017 TO 03-16-2017 ON ADJUSTED MV $3,317,210.85 INC $1,358.69 PRINC $1,358.69			(1,358 69)	
3/17	Foreign Dividend	CARNIVAL CORP @ 0.35 PER SHARE (ID: 143658-30-0)	100.000	0.35		35.00
3/17	Div Domest	THE KRAFT HEINZ CO @ 0.60 PER SHARE (ID: 500754-10-6)	50.000	0.60		30.00
3/21	Div Domest	STANLEY BLACK & DECKER INC @ 0.58 PER SHARE (ID: 854502-10-1)	75.000	0.58		43.50
3/21	Div Domest	UNITEDHEALTH GROUP INC @ 0.625 PER SHARE (ID: 91324P-10-2)	115.000	0.625		71.88
3/23	Div Domest	BLACKROCK INC @ 2.50 PER SHARE (ID: 09247X-10-1)	10.000	2 50		25.00
3/23	Div Domest	HOME DEPOT INC @ 0 89 PER SHARE (ID: 437076-10-2)	85.000	0.89		75.65
3/24	Div Domest	GENERAL MOTORS CO @ 0.38 PER SHARE (ID: 37045V-10-0)	150.000	0.38		57.00
3/28	Foreign Dividend	ALLERGAN PLC @ 0.70 PER SHARE (ID: G0177J-10-8)	50.000	0.70		35.00
3/29	Div Domest	LAM RESEARCH CORP @ 0.45 PER SHARE (ID: 512807-10-8)	50.000	0.45		22.50
3/29	Div Domest	AMERICAN INTERNATIONAL GROUP @ 0.32 PER SHARE (ID: 026874-78-4)	100.000	0.32		32.00
3/30	Div Domest	GOLDMAN SACHS GROUP INC @ 0.65 PER SHARE (ID: 38141G-10-4)	30.000	0.65		19.50
3/30	Tax-Exempt Income	JPMORGAN INTERM T/F BND-I FUND 1374 @ 0.02305 PER SHARE (ID: 4812A0-45-8)	13,010.398	0.023		299.89

INFLOWS & OUTFLOWS

Settle Date	Type / Selection Method	Description	Quantity / Cost	Per Unit Amount	PRINCIPAL Amount	INCOME Amount
3/30	Div Domest	GILEAD SCIENCES INC @ 0.52 PER SHARE (ID: 375558-10-3)	75.000	0.52		39.00
3/30	Div Domest	ISHARES RUSSELL MID-CAP VALU @ 0.366095 PER SHARE (ID: 464287-47-3)	2,000.000	0.366		732.19
3/30	Div Domest	ISHARES RUSSELL MID-CAP GROW @ 0.214494 PER SHARE (ID: 464287-48-1)	550.000	0.214		117.97
3/30	Div Domest	ISHARES RUSSELL 1000 GROWTH @ 0.330593 PER SHARE (ID: 464287-61-4)	1,250.000	0.331		413.24
3/31	Div Domest	UNION PACIFIC CORP @ 0.605 PER SHARE (ID: 907818-10-8)	35.000	0.605		21.18
3/31	Div Domest	BANK OF AMERICA CORP @ 0.075 PER SHARE (ID: 060505-10-4)	1,350.000	0.075		101.25
3/31	Div Domest	PEPSICO INC @ 0.7525 PER SHARE (ID: 713448-10-8)	50.000	0.753		37.63
3/31	Div Domest	MARTIN MARIETTA MATERIALS @ 0.42 PER SHARE (ID: 573284-10-6)	25.000	0.42		10.50
3/31	Pmt to Beneficiary	TRANSFERRED BY ACH TO [redacted] FBO MARGARET [redacted]			(24,697.72)	
3/31	Div Domest	FIDELITY NATIONAL INFO SERV @ 0.29 PER SHARE (ID: 31620M-10-6)	85.000	0.29		24.65
3/31	Foreign Dividend	BROADCOM LTD @ 1.02 PER SHARE (ID: Y09827-10-9)	100.000	1.02		102.00
4/3	Div Domest	HARTFORD FINANCIAL SVCS GRP @ 0.23 PER SHARE (ID: 416515-10-4)	100.000	0.23		23.00
4/3	Interest Income	DEPOSIT SWEEP INTEREST FOR 03/01/17 - 03/31/17 @ .46% RATE ON AVG COLLECTED BALANCE OF $169,909.14 AS OF 04/01/17				66.02
4/3	Div Domest	EASTMAN CHEMICAL CO @ 0.51 PER SHARE (ID: 277432-10-0)	70.000	0.51		35.70

INFLOWS & OUTFLOWS

Settle Date	Type / Selection Method	Description	Quantity / Cost	Per Unit Amount	PRINCIPAL Amount	INCOME Amount
4/3	Div Domest	METROPOLITAN WEST FDS TOTAL RET CL I 03/31/17 INCOME DIVIDEND AS OF 03/31/17 (ID: 592905-50-9)	6,094.558	0.021		126.56
4/3	Div Domest	VANGUARD INTM TRM INV G-ADM 04/03/17 INCOME DIVIDEND (ID: 922031-81-0)	6,357.738	0.025		156.31
4/4	Foreign Dividend	ALLEGION PLC @ 0.16 PER SHARE (ID: G0176J-10-9)	70.000	0.16		11.20
4/4	Div Domest	MFS EMERGING MKTS DEBT FD-I 04/03/17 INCOME DIVIDEND AS OF 04/03/17 (ID: 55273E-64-0)	4,407.677	0.053		233.43
4/4	Div Domest	PIMCO FD PAC INV MGMT SERIES HIGH YIELD FD - INSTL 03/31/17 INCOME DIVIDEND AS OF 03/31/17 (ID: 693390-84-1)	15,358.063	0.041		634 74
4/4	Div Domest	PIMCO UNCONSTRAINED BOND-INS 03/31/17 INCOME DIVIDEND AS OF 03/31/17 (ID: 72201M-48-7)	6,285.539	0 021		130.87
4/6	Foreign Dividend	JOHNSON CONTROLS INTERNATIONAL PLC @ 0.25 PER SHARE (ID: G51502-10-5)	75.000	0.25		18.75
4/7	Div Domest	MERCK & CO. INC. @ 0.47 PER SHARE (ID: 58933Y-10-5)	100.000	0.47		47.00
4/11	Fed Estimated Tax	PAID U.S. TREASURY 1ST QUARTERLY FIDUCIARY ESTIMATED INCOME TAX PAYMENT FOR 2017			(9,025.00)	
4/11	State Est tax	PAID WISCONSIN DEPARTMENT OF REVENUE 1ST QUARTERLY FIDUCIARY ESTIMATED INCOME TAX PAYMENT FOR 2017 WISCONSIN			(1,299.00)	
4/12	Div Domest	PIONEER NATURAL RESOURCES CO @ 0.04 PER SHARE (ID: 723787-10-7)	45.000	0.04		1.80
4/13	Div Domest	MONDELEZ INTERNATIONAL INC-A @ 0.19 PER SHARE (ID: 609207-10-5)	150.000	0.19		28.50
4/14	Div Domest	OCCIDENTAL PETROLEUM CORP @ 0 76 PER SHARE (ID: 674599-10-5)	150.000	0.76		114.00

INFLOWS & OUTFLOWS

Settle Date	Type / Selection Method	Description	Quantity / Cost	Per Unit Amount	PRINCIPAL Amount	INCOME Amount
4/14	Federal Income Tax	US-1041V TY 2016 [redacted] TREASURERS CHECK NO [redacted]			(26,198.00)	
4/17	Fees & Commissions	JPMORGAN CHASE TRUST FEE FOR THE PERIOD 03-17-2017 TO 04-16-2017 ON ADJUSTED MV $3,334,799.55 INC $1,350.83 PRINC $1,350.83				(1,350.83)
4/17	Fees & Commissions	JPMORGAN CHASE TRUST FEE FOR THE PERIOD 03-17-2017 TO 04-16-2017 ON ADJUSTED MV $3,334,799.55 INC $1,350.83 PRINC $1,350.83			(1,350.83)	
4/18	Foreign Dividend	SCHLUMBERGER LTD @ 0.50 PER SHARE AS OF 04/17/17 (ID: 806857-10-8)	75.000	0.50		37.50
4/19	Div Domest	TWENTY-FIRST CENTURY FOX-A @ 0.18 PER SHARE (ID: 90130A-10-1)	150.000	0.18		27.00
4/21	Foreign Dividend	CHUBB LTD @ 0 69 PER SHARE (ID: H1467J-10-4)	75.000	0.69		51 75
4/24	Div Domest	VANGUARD INTM TRM INV G-ADM 04/24/17 INCOME DIVIDEND (ID: 922031-81-0)	6,357.738	0.018		115.52
4/25	Div Domest	GENERAL ELECTRIC CO @ 0.24 PER SHARE (ID: 369604-10-3)	300.000	0.24		72.00
4/26	Div Domest	AGILENT TECHNOLOGIES INC @ 0.132 PER SHARE (ID: 00846U-10-1)	50.000	0.132		6.60
4/26	Div Domest	COMCAST CORP-CLASS A @ 0.1575 PER SHARE (ID: 20030N-10-1)	150.000	0.158		23.63
4/27	Tax-Exempt Income	JPMORGAN INTERM T/F BND-I FUND 1374 @ 0.02157 PER SHARE (ID: 4812A0-45-8)	13,010.398	0.022		280 63
4/27	Tax-Exempt Income	JPM SHRT-INT MUNI BND-I FUND 3602 @ 0.01245 PER SHARE (ID: 4812C2-39-5)	6,576.064	0.012		81.87
4/28	Div Domest	SPDR S&P 500 ETF TRUST @ 1.033118 PER SHARE (ID: 78462F-10-3)	839 000	1.033		866 79

INFLOWS & OUTFLOWS

Settle Date	Type Selection Method	Description	Quantity Cost	Per Unit Amount	PRINCIPAL Amount	INCOME Amount
4/28	Div Domest	DOW CHEMICAL CO/THE @ 0.46 PER SHARE (ID: 260543-10-3)	100.000	0.46		46.00
4/28	Div Domest	HUMANA INC @ 0.40 PER SHARE (ID: 444859-10-2)	15.000	0.40		6.00
4/28	Foreign Dividend	TRANSCANADA CORP @ 0.456729 PER SHARE (ID: 89353D-10-7)	80.000	0.457		36.54
4/28	FGN Tax Withheld	TRANSCANADA CORP TAX WITHHELD CANADA 0.45% (ID: 89353D-10-7)	80.000			(9.14)
4/28	Div Domest	EOG RESOURCES INC @ 0.1675 PER SHARE (ID: 26875P-10-1)	125.000	0.168		20.94
5/1	Div Domest	BRISTOL-MYERS SQUIBB CO @ 0.39 PER SHARE (ID: 110122-10-8)	100.000	0.39		39.00
5/1	Div Domest	AT&T INC @ 0.49 PER SHARE (ID: 00206R-10-2)	200.000	0.49		98.00
5/1	Interest Income	DEPOSIT SWEEP INTEREST FOR 04/01/17 - 04/30/17 @ .57% RATE ON AVG COLLECTED BALANCE OF $110,003 59 AS OF 05/01/17				51.39
5/1	Div Domest	METROPOLITAN WEST FDS TOTAL RET CL I 04/28/17 INCOME DIVIDEND AS OF 04/28/17 (ID: 592905-50-9)	6,094.558	0.019		115.44
5/2	Div Domest	MFS EMERGING MKTS DEBT FD-I 05/01/17 INCOME DIVIDEND AS OF 05/01/17 (ID: 55273E-64-0)	4,407.677	0.053		233 15
5/2	Div Domest	PIMCO FD PAC INV MGMT SERIES HIGH YIELD FD - INSTL 04/28/17 INCOME DIVIDEND AS OF 04/28/17 (ID: 693390-84-1)	15,358.063	0.036		554.48
5/2	Div Domest	PIMCO UNCONSTRAINED BOND-INS 04/28/17 INCOME DIVIDEND AS OF 04/28/17 (ID: 72201M-48-7)	6,285.539	0.017		107 42
5/5	Div Domest	GENERAL DYNAMICS CORP @ 0.84 PER SHARE (ID: 369550-10-8)	30.000	0.84		25.20

INFLOWS & OUTFLOWS

Settle Date	Type / Selection Method	Description	Quantity / Cost	Per Unit Amount	PRINCIPAL Amount	INCOME Amount
5/5	Div Domest	YUM! BRANDS INC @ 0.30 PER SHARE (ID: 988498-10-1)	50.000	0.30		15.00
5/8	Div Domest	MASCO CORP @ 0.10 PER SHARE (ID: 574599-10-6)	175.000	0.10		17.50
5/9	Div Domest	MASTERCARD INC-CLASS A @ 0.22 PER SHARE (ID: 57636Q-10-4)	100.000	0.22		22.00
5/10	Div Domest	LOWE'S COS INC @ 0.35 PER SHARE (ID: 548661-10-7)	100.000	0.35		35.00
5/12	Div Domest	BANK OF NEW YORK MELLON CORP @ 0.19 PER SHARE (ID: 064058-10-0)	65.000	0.19		12.35
5/15	Div Domest	MARSH & MCLENNAN COS @ 0.34 PER SHARE (ID: 571748-10-2)	100.000	0.34		34.00
5/15	Foreign Dividend	ACCENTURE PLC-CL A @ 1.21 PER SHARE (ID: G1151C-10-1)	40.000	1.21		48.40
5/15	FGN Tax Withheld	ACCENTURE PLC-CL A TAX WITHHELD IRELAND 1.21% (ID: G1151C-10-1)	40.000			(9.68)
5/15	Div Domest	ABBOTT LABORATORIES @ 0.265 PER SHARE (ID: 002824-10-0)	100.000	0.265		26.50
5/15	Div Domest	PROCTER & GAMBLE CO/THE @ 0.6896 PER SHARE (ID: 742718-10-9)	100.000	0.69		68.96
5/15	Div Domest	MORGAN STANLEY @ 0.20 PER SHARE (ID: 617446-44-8)	370.000	0.20		74.00
5/15	Div Domest	TEXAS INSTRUMENTS INC @ 0.50 PER SHARE (ID: 882508-10-4)	100.000	0.50		50.00
5/16	Share Class Conv	METROPOLITAN WEST FDS TOTAL RET CL I TO 592905764 (ID: 592905-50-9)	(6,094.558) (67,187.84)	10.62		
5/16	Share Class Conv.	METROPOLITAN WEST T/R BD-PLN FROM 592905509 (ID: 592905-76-4)	6,478.900 67,187.84	9.99		

INFLOWS & OUTFLOWS

Settle Date	Type / Selection Method	Description	Quantity / Cost	Per Unit Amount	PRINCIPAL Amount	INCOME Amount
5/16	Fees & Commissions	JPMORGAN CHASE TRUST FEE FOR THE PERIOD 04-17-2017 TO 05-16-2017 ON ADJUSTED MV $3,387,042.81 INC $1,364.72 PRINC $1,364.71				(1,364 72)
5/16	Fees & Commissions	JPMORGAN CHASE TRUST FEE FOR THE PERIOD 04-17-2017 TO 05-16-2017 ON ADJUSTED MV $3,387,042.81 INC $1,364.72 PRINC $1,364.71			(1,364 71)	
5/18	Div Domest	APPLE INC @ 0.63 PER SHARE (ID: 037833-10-0)	205.000	0.63		129.15
5/19	Div Domest	NISOURCE INC @ 0.175 PER SHARE (ID: 65473P-10-5)	200.000	0.175		35.00
5/25	Div Domest	DISCOVER FINANCIAL SERVICES @ 0.30 PER SHARE (ID: 254709-10-8)	75.000	0.30		22.50
5/26	Div Domest	CITIGROUP INC @ 0.16 PER SHARE (ID: 172967-42-4)	125.000	0.16		20.00
5/26	Div Domest	COSTCO WHOLESALE CORP @ 7.00 PER SHARE (ID: 22160K-10-5)	25.000	7.00		175 00
5/26	Div Domest	STARBUCKS CORP @ 0.25 PER SHARE (ID: 855244-10-9)	75.000	0.25		18.75
5/26	Div Domest	COSTCO WHOLESALE CORP @ 0.50 PER SHARE (ID: 22160K-10-5)	25.000	0.50		12.50
5/26	Div Domest	SCHWAB (CHARLES) CORP @ 0.08 PER SHARE (ID: 808513-10-5)	110.000	0.08		8.80
5/30	Tax-Exempt Income	JPMORGAN INTERM T/F BND-I FUND 1374 @ 0.02164 PER SHARE (ID: 4812A0-45-8)	13,010.398	0.022		281.55
5/30	Tax-Exempt Income	JPM SHRT-INT MUNI BND-I FUND 3602 @ 0.01082 PER SHARE (ID: 4812C2-39-5)	6,576.064	0.011		71.15
5/31	Div Domest	CMS ENERGY CORP @ 0.3325 PER SHARE (ID: 125896-10-0)	100.000	0.333		33.25
6/1	Div Domest	WELLS FARGO & CO @ 0.38 PER SHARE (ID: 949746-10-1)	200.000	0.38		76.00

INFLOWS & OUTFLOWS

Settle Date	Type / Selection Method	Description	Quantity / Cost	Per Unit Amount	PRINCIPAL Amount	INCOME Amount
6/1	Div Domest	TJX COMPANIES INC @ 0.3125 PER SHARE (ID: 872540-10-9)	75.000	0.313		23.44
6/1	Interest Income	DEPOSIT SWEEP INTEREST FOR 05/01/17 - 05/31/17 @ .60% RATE ON AVG COLLECTED BALANCE OF $120,980.05 AS OF 06/01/17				61.56
6/1	Div Domest	EQT CORP @ 0.03 PER SHARE (ID: 26884L-10-9)	65.000	0.03		1.95
6/1	Div Domest	PFIZER INC @ 0.32 PER SHARE (ID: 717081-10-3)	400.000	0.32		128.00
6/1	Div Domest	METROPOLITAN WEST FDS TOTAL RET CL I 05/31/17 INCOME DIVIDEND AS OF 05/31/17 (ID: 592905-50-9)	6,094.558	0.009		56.57
6/1	Div Domest	METROPOLITAN WEST T/R BD-PLN 05/31/17 INCOME DIVIDEND AS OF 05/31/17 (ID: 592905-76-4)	6,478.900	0.01		64.82
6/2	Div Domest	MFS EMERGING MKTS DEBT FD-I 06/01/17 INCOME DIVIDEND AS OF 06/01/17 (ID: 55273E-64-0)	4,407.677	0.055		242.16
6/2	Div Domest	PIMCO FD PAC INV MGMT SERIES HIGH YIELD FD - INSTL 05/31/17 INCOME DIVIDEND AS OF 05/31/17 (ID: 693390-84-1)	15,358.063	0.038		590.63
6/2	Div Domest	PIMCO UNCONSTRAINED BOND-INS 05/31/17 INCOME DIVIDEND AS OF 05/31/17 (ID: 72201M-48-7)	6,285.539	0.017		107.93
6/6	Div Domest	VISA INC-CLASS A SHARES @ 0.165 PER SHARE (ID: 92826C-83-9)	50.000	0.165		8.25
6/6	Div Domest	MICROCHIP TECHNOLOGY INC @ 0.3615 PER SHARE (ID: 595017-10-4)	25.000	0.362		9.04
6/8	Div Domest	MICROSOFT CORP @ 0.39 PER SHARE (ID: 594918-10-4)	750.000	0.39		292.50
6/9	Div Domest	ELI LILLY & CO @ 0.52 PER SHARE (ID: 532457-10-8)	100.000	0.52		52.00

INFLOWS & OUTFLOWS

Settle Date	Type / Selection Method	Description	Quantity / Cost	Per Unit Amount	PRINCIPAL Amount	INCOME Amount
6/9	Div Domest	HONEYWELL INTERNATIONAL INC @ 0.665 PER SHARE (ID: 438516-10-6)	125.000	0.665		83.13
6/9	Fed Estimated Tax	PAID U.S. TREASURY 2ND QUARTERLY FIDUCIARY ESTIMATED INCOME TAX PAYMENT FOR 2017			(13,162.00)	
6/9	State Est tax	PAID WISCONSIN DEPARTMENT OF REVENUE 2ND QUARTERLY FIDUCIARY ESTIMATED INCOME TAX PAYMENT FOR 2017 WISCONSIN			(2,683.00)	
6/12	Div Domest	NORFOLK SOUTHERN CORP @ 0.61 PER SHARE (ID: 655844-10-8)	15.000	0.61		9.15
6/12	Div Domest	DU PONT (E.I.) DE NEMOURS @ 0.38 PER SHARE (ID: 263534-10-9)	90.000	0 38		34.20
6/12	Div Domest	WALGREENS BOOTS ALLIANCE INC @ 0.375 PER SHARE (ID: 931427-10-8)	35.000	0.375		13.13
6/13	Div Domest	METLIFE INC @ 0.40 PER SHARE (ID: 59156R-10-8)	100.000	0.40		40.00
6/15	Div Domest	KEYCORP @ 0.095 PER SHARE (ID: 493267-10-8)	267.000	0.095		25 37
6/15	Div Domest	NEXTERA ENERGY INC @ 0.9825 PER SHARE (ID: 65339F-10-1)	25.000	0.982		24.56
6/15	Div Domest	MOLSON COORS BREWING CO -B @ 0.41 PER SHARE (ID: 60871R-20-9)	67.000	0.41		27.47
6/15	Div Domest	HOME DEPOT INC @ 0.89 PER SHARE (ID: 437076-10-2)	75.000	0 89		66.75
6/16	Div Domest	THE KRAFT HEINZ CO @ 0.60 PER SHARE (ID: 500754-10-6)	50.000	0.60		30.00
6/16	Fees & Commissions	JPMORGAN CHASE TRUST FEE FOR THE PERIOD 05-17-2017 TO 06-16-2017 ON ADJUSTED MV $3,438,604.04 INC $1,125.45 PRINC $1,125 45				(1,125.45)

INFLOWS & OUTFLOWS

Settle Date	Type / Selection Method	Description	Quantity / Cost	Per Unit Amount	PRINCIPAL Amount	INCOME Amount
6/16	Fees & Commissions	JPMORGAN CHASE TRUST FEE FOR THE PERIOD 05-17-2017 TO 06-16-2017 ON ADJUSTED MV $3,438,604.04 INC $1,125.45 PRINC $1,125.45			(1,125.45)	
6/16	Foreign Dividend	ALLERGAN PLC @ 0.70 PER SHARE (ID: G0177J-10-8)	50.000	0.70		35.00
6/19	Stock Split	WASTE CONNECTIONS INC 3 FOR 2 STOCK SPLIT. (ID: 94106B-10-1)	25.000 0.00			
6/20	Div Domest	STANLEY BLACK & DECKER INC @ 0.58 PER SHARE (ID: 854502-10-1)	69.000	0.58		40.02
6/20	Div Domest	ANALOG DEVICES INC @ 0.45 PER SHARE (ID: 032654-10-5)	77.000	0.45		34.65
6/21	Div Domest	NORTHROP GRUMMAN CORP @ 1.00 PER SHARE (ID: 666807-10-2)	15.000	1.00		15.00
6/23	Div Domest	BLACKROCK INC @ 2.50 PER SHARE (ID: 09247X-10-1)	10.000	2.50		25.00
6/26	Div Domest	ISHARES MSCI EAFE INDEX FUND @ 1.061731 PER SHARE (ID: 464287-46-5)	5,411.000	1.062		5,745.03
6/27	Div Domest	UNITEDHEALTH GROUP INC @ 0.75 PER SHARE (ID: 91324P-10-2)	109.000	0.75		81.75
6/27	Div Domest	DEUTSCHE X-TRACKERS MSCI EUR @ 0.38078 PER SHARE (ID: 233051-85-3)	1,663.000	0.381		633 24
6/28	Div Domest	AMERICAN INTERNATIONAL GROUP @ 0.32 PER SHARE (ID: 026874-78-4)	110.000	0.32		35.20
6/28	Div Domest	ANADARKO PETROLEUM CORP @ 0.05 PER SHARE (ID: 032511-10-7)	67.000	0.05		3.35
6/29	Div Domest	GOLDMAN SACHS GROUP INC @ 0.75 PER SHARE (ID: 38141G-10-4)	30.000	0.75		22.50
6/29	Tax-Exempt Income	JPMORGAN INTERM T/F BND-I FUND 1374 @ 0.02228 PER SHARE (ID: 4812A0-45-8)	6,488.347	0.022		144.56

INFLOWS & OUTFLOWS

Settle Date	Type / Selection Method	Description	Quantity / Cost	Per Unit Amount	PRINCIPAL Amount	INCOME Amount
6/29	Tax-Exempt Income	JPM SHRT-INT MUNI BND-I FUND 3602 @ 0.01366 PER SHARE (ID: 4812C2-39-5)	6,576.064	0.014		89.83
6/29	Div Domest	GILEAD SCIENCES INC @ 0.52 PER SHARE (ID: 375558-10-3)	43.000	0.52		22.36
6/30	Div Domest	UNION PACIFIC CORP @ 0.605 PER SHARE (ID: 907818-10-8)	70.000	0.605		42.35
6/30	Div Domest	MARTIN MARIETTA MATERIALS @ 0.42 PER SHARE (ID: 573284-10-6)	25.000	0.42		10.50
6/30	Div Domest	BANK OF AMERICA CORP @ 0.075 PER SHARE (ID: 060505-10-4)	520.000	0.075		39.00
6/30	Div Domest	PEPSICO INC @ 0.805 PER SHARE (ID: 713448-10-8)	84.000	0.805		67.62
6/30	Foreign Dividend	INGERSOLL-RAND PLC @ 0.40 PER SHARE (ID: G47791-10-1)	81.000	0.40		32.40
6/30	Prnt to Beneficiary	TRANSFERRED BY ACH TO [redacted] FAO MARGO SENSENBRENNER 2017 UNITRUST DISTRIBUTION			(25,018.50)	
6/30	Foreign Dividend	ALLEGION PLC @ 0.16 PER SHARE (ID: G0176J-10-9)	70.000	0.16		11.20
6/30	Div Domest	FIDELITY NATIONAL INFO SERV @ 0.29 PER SHARE (ID: 31620M-10-6)	85.000	0.29		24.65
6/30	Div Domest	INTERCONTINENTAL EXCHANGE IN @ 0.20 PER SHARE (ID: 45866F-10-4)	45.000	0.20		9.00
6/30	Foreign Dividend	BROADCOM LTD @ 1.02 PER SHARE (ID: Y09827-10-9)	80.000	1.02		81.60
7/3	Div Domest	HARTFORD FINANCIAL SVCS GRP @ 0.23 PER SHARE (ID: 416515-10-4)	123.000	0.23		28.29
7/3	Interest Income	DEPOSIT SWEEP INTEREST FOR 06/01/17 - 06/30/17 @ .70% RATE ON AVG COLLECTED BALANCE OF $123,271.84 AS OF 07/01/17				71.93

INFLOWS & OUTFLOWS

Settle Date	Type / Selection Method	Description	Quantity / Cost	Per Unit Amount	PRINCIPAL Amount	INCOME Amount
7/3	Div Domest	METROPOLITAN WEST T/R BD-PLN 06/30/17 INCOME DIVIDEND AS OF 06/30/17 (ID: 592905-76-4)	6,478.900	0.018		114.55
7/5	Div Domest	NIKE INC -CL B @ 0.18 PER SHARE (ID: 654106-10-3)	50.000	0.18		9.00
7/5	Div Domest	EASTMAN CHEMICAL CO @ 0.51 PER SHARE (ID: 277432-10-0)	70.000	0.51		35.70
7/5	Div Domest	MFS EMERGING MKTS DEBT FD-I 07/03/17 INCOME DIVIDEND AS OF 07/03/17 (ID: 55273E-64-0)	2,368.162	0.101		239.53
7/5	Div Domest	PIMCO FD PAC INV MGMT SERIES HIGH YIELD FD - INSTL 06/30/17 INCOME DIVIDEND AS OF 06/30/17 (ID: 693390-84-1)	11,837.523	0.05		594.44
7/5	Div Domest	PIMCO UNCONSTRAINED BOND-INS 06/30/17 INCOME DIVIDEND AS OF 06/30/17 (ID: 72201M-48-7)	6,285.539	0.02		122.94
7/10	Div Domest	MERCK & CO. INC. @ 0.47 PER SHARE (ID: 58933Y-10-5)	100.000	0.47		47.00
7/11	Div Domest	PHILIP MORRIS INTERNATIONAL @ 0.0208 PER SHARE (ID: 718172-10-9)	65.000	0.021		1.35
7/11	Foreign Dividend	PHILIP MORRIS INTERNATIONAL @ 1.0192 PER SHARE (ID: 718172-10-9)	65.000	1.019		66.25
7/12	Div Domest	ISHARES RUSSELL MID-CAP VALU @ 0.43775 PER SHARE (ID: 464287-47-3)	2,000.000	0.438		875.50
7/12	Div Domest	ISHARES RUSSELL 1000 GROWTH @ 0.424597 PER SHARE (ID: 464287-61-4)	1,250.000	0.425		530.75
7/13	Div Domest	MONDELEZ INTERNATIONAL INC-A @ 0.19 PER SHARE (ID: 609207-10-5)	212.000	0.19		40.28
7/14	Div Domest	OCCIDENTAL PETROLEUM CORP @ 0.76 PER SHARE (ID: 674599-10-5)	191.000	0.76		145.16

INFLOWS & OUTFLOWS

Settle Date	Type / Selection Method	Description	Quantity / Cost	Per Unit Amount	PRINCIPAL Amount	INCOME Amount
7/17	Fees & Commissions	JPMORGAN CHASE TRUST FEE FOR THE PERIOD 06-17-2017 TO 07-16-2017 ON ADJUSTED MV $3,451,589.98 INC $1,129.58 PRINC $1,129.57				(1,129.58)
7/17	Fees & Commissions	JPMORGAN CHASE TRUST FEE FOR THE PERIOD 06-17-2017 TO 07-16-2017 ON ADJUSTED MV $3,451,589.98 INC $1,129.58 PRINC $1,129.57			(1,129.57)	
7/21	Foreign Dividend	CHUBB LTD @ 0.71 PER SHARE (ID: H1467J-10-4)	83.000	0.71		58.93
7/25	Div Domest	GENERAL ELECTRIC CO @ 0.24 PER SHARE (ID: 369604-10-3)	376.000	0.24		90.24
7/26	Div Domest	AGILENT TECHNOLOGIES INC @ 0 132 PER SHARE (ID: 00846U-10-1)	120.000	0.132		15.84
7/26	Div Domest	COMCAST CORP-CLASS A @ 0.1575 PER SHARE (ID: 20030N-10-1)	150.000	0.158		23.63
7/27	Div Domest	WALT DISNEY CO/THE @ 0.78 PER SHARE (ID: 254687-10-6)	151.000	0.78		117.78
7/28	Div Domest	DOW CHEMICAL CO/THE @ 0.46 PER SHARE (ID: 260543-10-3)	100.000	0.46		46.00
7/28	Tax-Exempt Income	JPMORGAN INTERM T/F BND-I FUND 1374 @ 0.02266 PER SHARE (ID: 4812A0-45-8)	6,488.347	0.023		147.03
7/28	Tax-Exempt Income	JPM SHRT-INT MUNI BND-I FUND 3602 @ 0.01319 PER SHARE (ID: 4812C2-39-5)	6,576.064	0.013		86 74
7/31	Div Domest	SPDR S&P 500 ETF TRUST @ 1.183108 PER SHARE (ID: 78462F-10-3)	839 000	1.183		992.63
7/31	Div Domest	HUMANA INC @ 0.40 PER SHARE (ID: 444859-10-2)	23.000	0.40		9.20
7/31	Div Domest	EOG RESOURCES INC @ 0.1675 PER SHARE (ID: 26875P-10-1)	134.000	0.168		22.45

INFLOWS & OUTFLOWS

Settle Date	Type / Selection Method	Description	Quantity / Cost	Per Unit Amount	PRINCIPAL Amount	INCOME Amount
8/1	Div Domest	BRISTOL-MYERS SQUIBB CO @ 0.39 PER SHARE (ID: 110122-10-8)	147.000	0.39		57.33
8/1	Div Domest	AT&T INC @ 0.49 PER SHARE (ID: 00206R-10-2)	173.000	0.49		84.77
8/1	Interest Income	DEPOSIT SWEEP INTEREST FOR 07/01/17 - 07/31/17 @ .80% RATE ON AVG COLLECTED BALANCE OF $77,041.13 AS OF 08/01/17				52.57
8/1	Fees & Commissions	REFUND OF PRODUCT FEE, NEW RATES EFFECTIVE 4/1/2017 AS OF 07/31/17				500.20
8/1	Fees & Commissions	REFUND OF PRODUCT FEE, NEW RATES EFFECTIVE 4/1/2017 AS OF 07/31/17			500.20	
8/1	Div Domest	METROPOLITAN WEST T/R BD-PLN 07/31/17 INCOME DIVIDEND AS OF 07/31/17 (ID: 592905-76-4)	6,478.900	0.018		119.24
8/2	Div Domest	MFS EMERGING MKTS DEBT FD-I 08/01/17 INCOME DIVIDEND AS OF 08/01/17 (ID: 55273E-64-0)	2,368.162	0.057		134.90
8/2	Div Domest	PIMCO FD PAC INV MGMT SERIES HIGH YIELD FD - INSTL 07/31/17 INCOME DIVIDEND AS OF 07/31/17 (ID: 693390-84-1)	11,837.523	0.035		413.05
8/2	Div Domest	PIMCO UNCONSTRAINED BOND-INS 07/31/17 INCOME DIVIDEND AS OF 07/31/17 (ID: 72201M-48-7)	6,285.539	0.018		115.57
8/7	Div Domest	PNC FINANCIAL SERVICES GROUP @ 0.75 PER SHARE (ID: 693475-10-5)	5.000	0.75		3.75
8/9	Div Domest	MASTERCARD INC-CLASS A @ 0.22 PER SHARE (ID: 57636Q-10-4)	110.000	0.22		24.20
8/9	Div Domest	LOWE'S COS INC @ 0.41 PER SHARE (ID: 548661-10-7)	115.000	0.41		47.15
8/11	Div Domest	GENERAL DYNAMICS CORP @ 0.84 PER SHARE (ID: 369550-10-8)	36.000	0.84		30.24

INFLOWS & OUTFLOWS

Settle Date	Type / Selection Method	Description	Quantity / Cost	Per Unit Amount	PRINCIPAL Amount	INCOME Amount
8/11	Div Domest	BANK OF NEW YORK MELLON CORP @ 0.24 PER SHARE (ID: 064058-10-0)	65.000	0.24		15.60
8/14	Div Domest	MASCO CORP @ 0.10 PER SHARE (ID: 574599-10-6)	175.000	0.10		17.50
8/14	Div Domest	TEXAS INSTRUMENTS INC @ 0.50 PER SHARE (ID: 882508-10-4)	107.000	0.50		53.50
8/15	Div Domest	ABBOTT LABORATORIES @ 0.265 PER SHARE (ID: 002824-10-0)	75.000	0.265		19.88
8/15	Div Domest	MORGAN STANLEY @ 0.25 PER SHARE (ID: 617446-44-8)	370.000	0.25		92.50
8/16	Fees & Commissions	JPMORGAN CHASE TRUST FEE FOR THE PERIOD 07-17-2017 TO 08-16-2017 ON ADJUSTED MV $3,525,280 46 INC $1,147.27 PRINC $1,147.27				(1,147.27)
8/16	Fees & Commissions	JPMORGAN CHASE TRUST FEE FOR THE PERIOD 07-17-2017 TO 08-16-2017 ON ADJUSTED MV $3,525,280.46 INC $1,147.27 PRINC $1,147.27			(1,147.27)	
8/16	Share Class Conv.	MFS EMERGING MKTS DEBT FD-I TO 552746364 (ID: 55273E-64-0)	(2,368.162) (35,475.07)	15.00		
8/16	Share Class Conv.	MFS EMERGING MKTS DEBT FD R6 FROM 55273E640 (ID: 552746-36-4)	2,363.435 35,475.07	15.03		
8/16	Share Class Conv.	JPM GRWTH ADVANTAGE FD - CL I FUND 1567 TO 46640W108 (ID: 4812A3-71-8)	(14,279.125) (124,920.00)	19.04		
8/16	Share Class Conv.	JPMORGAN GROWTH ADVANTAG-R6 FROM 4812A3718 (ID: 46640W-10-8)	13,999.719 124,920 00	19.42		
8/17	Div Domest	APPLE INC @ 0.63 PER SHARE (ID: 037833-10-0)	216.000	0.63		136.08
8/17	Div Domest	MFS EMERGING MKTS DEBT FD-I 08/16/17 INCOME DIVIDEND AS OF 08/16/17 (ID: 55273E-64-0)	2,368.162	0.03		70.88
8/18	Div Domest	NISOURCE INC @ 0.175 PER SHARE (ID 65473P-10-5)	200.000	0.175		35.00

INFLOWS & OUTFLOWS

Settle Date	Type / Selection Method	Description	Quantity / Cost	Per Unit Amount	PRINCIPAL Amount	INCOME Amount
8/22	Foreign Dividend	WASTE CONNECTIONS INC @ 0.12 PER SHARE (ID: 94106B-10-1)	76.000	0.12		9.12
8/22	FGN Tax Withheld	WASTE CONNECTIONS INC TAX WITHHELD CANADA 25.00% (ID: 94106B-10-1)	76.000			(2.28)
8/23	Foreign Dividend	DELPHI AUTOMOTIVE PLC @ 0.29 PER SHARE (ID: G27823-10-6)	43.000	0.29		12.47
8/25	Div Domest	CITIGROUP INC @ 0.32 PER SHARE (ID: 172967-42-4)	223.000	0.32		71.36
8/25	Div Domest	STARBUCKS CORP @ 0.25 PER SHARE (ID: 855244-10-9)	75.000	0.25		18.75
8/25	Div Domest	SCHWAB (CHARLES) CORP @ 0.08 PER SHARE (ID: 808513-10-5)	110.000	0.08		8.80
8/28	Fees & Commissions	FEE ADJUSTMENT			0.54	
8/30	Tax-Exempt Income	JPMORGAN INTERM T/F BND-I FUND 1374 @ 0.02182 PER SHARE (ID: 4812A0-45-8)	6,488.347	0.022		141.58
8/30	Tax-Exempt Income	JPM SHRT-INT MUNI BND-I FUND 3602 @ 0.01236 PER SHARE (ID: 4812C2-39-5)	6,576.064	0.012		81.28
8/31	Div Domest	CMS ENERGY CORP @ 0.3325 PER SHARE (ID: 125896-10-0)	100.000	0.333		33.25
8/31	Div Domest	TJX COMPANIES INC @ 0.3125 PER SHARE (ID: 872540-10-9)	102.000	0.313		31.88
9/1	Div Domest	PFIZER INC @ 0.32 PER SHARE (ID: 717081-10-3)	400.000	0.32		128.00
9/1	Div Domest	WELLS FARGO & CO @ 0.39 PER SHARE (ID: 949746-10-1)	281.000	0.39		109.59
9/1	Interest Income	DEPOSIT SWEEP INTEREST FOR 08/01/17 - 08/31/17 @ .85% RATE ON AVG COLLECTED BALANCE OF $78,266.84 AS OF 09/01/17				56.33

INFLOWS & OUTFLOWS

Settle Date	Type / Selection Method	Description	Quantity / Cost	Per Unit Amount	PRINCIPAL Amount	INCOME Amount
9/1	Div Domest	EQT CORP @ 0.03 PER SHARE (ID: 26884L-10-9)	65.000	0.03		1.95
9/1	Div Domest	METROPOLITAN WEST T/R BD-PLN 08/31/17 INCOME DIVIDEND AS OF 08/31/17 (ID: 592905-76-4)	6,478.900	0.019		122.62
9/5	Div Domest	VISA INC-CLASS A SHARES @ 0.165 PER SHARE (ID: 92826C-83-9)	64.000	0.165		10.56
9/5	Div Domest	MICROCHIP TECHNOLOGY INC @ 0.362 PER SHARE (ID: 595017-10-4)	51.000	0.362		18.46
9/5	Div Domest	MFS EMERGING MKTS DEBT FD R6 09/01/17 INCOME DIVIDEND AS OF 09/01/17 (ID: 552746-36-4)	2,363.435	0.029		67.65
9/5	Div Domest	PIMCO FD PAC INV MGMT SERIES HIGH YIELD FD - INSTL 08/31/17 INCOME DIVIDEND AS OF 08/31/17 (ID: 693390-84-1)	11,837.523	0.038		450.27
9/5	Div Domest	PIMCO UNCONSTRAINED BOND-INS 08/31/17 INCOME DIVIDEND AS OF 08/31/17 (ID: 72201M-48-7)	6,285.539	0.021		130.76
9/8	Div Domest	ELI LILLY & CO @ 0.52 PER SHARE (ID: 532457-10-8)	100.000	0.52		52.00
9/8	Div Domest	HONEYWELL INTERNATIONAL INC @ 0.665 PER SHARE (ID: 438516-10-6)	125.000	0.665		83.13
9/11	Div Domest	NORFOLK SOUTHERN CORP @ 0.61 PER SHARE (ID: 655844-10-8)	15.000	0.61		9.15
9/11	Fed Estimated Tax	PAID U.S. TREASURY 3RD QUARTERLY FIDUCIARY ESTIMATED INCOME TAX PAYMENT FOR 2017 TREASURERS CHECK NO: [redacted]			(14,185.00)	
9/11	State Est tax	PAID WISCONSIN DEPARTMENT OF REVENUE 3RD QUARTERLY FIDUCIARY ESTIMATED INCOME TAX PAYMENT FOR 2017 WISCONSIN			(4,943.00)	
9/12	Div Domest	WALGREENS BOOTS ALLIANCE INC @ 0.40 PER SHARE (ID: 931427-10-8)	35.000	0.40		14.00

INFLOWS & OUTFLOWS

Settle Date	Type / Selection Method	Description	Quantity / Cost	Per Unit Amount	PRINCIPAL Amount	INCOME Amount
9/13	Div Domest	NORTHROP GRUMMAN CORP @ 1.00 PER SHARE (ID: 666807-10-2)	15.000	1.00		15.00
9/14	Div Domest	MICROSOFT CORP @ 0.39 PER SHARE (ID: 594918-10-4)	397.000	0.39		154.83
9/14	Div Domest	HOME DEPOT INC @ 0.89 PER SHARE (ID: 437076-10-2)	75.000	0.89		66.75
9/15	Foreign Dividend	ALLERGAN PLC @ 0.70 PER SHARE (ID: G0177J-10-8)	59.000	0.70		41.30
9/15	Div Domest	THE KRAFT HEINZ CO @ 0.625 PER SHARE (ID: 500754-10-6)	62.000	0.625		38.75
9/15	Div Domest	NEXTERA ENERGY INC @ 0.9825 PER SHARE (ID: 65339F-10-1)	25.000	0.982		24.56
9/15	Div Domest	KEYCORP @ 0.095 PER SHARE (ID: 493267-10-8)	267.000	0.095		25.37
9/15	Div Domest	MOLSON COORS BREWING CO -B @ 0.41 PER SHARE (ID: 60871R-20-9)	67.000	0.41		27.47
9/18	Fees & Commissions	JPMORGAN CHASE TRUST FEE FOR THE PERIOD 08-17-2017 TO 09-16-2017 ON ADJUSTED MV $3,533,029.13 INC $1,148.91 PRINC $1,148.90				(1,148.91)
9/18	Fees & Commissions	JPMORGAN CHASE TRUST FEE FOR THE PERIOD 08-17-2017 TO 09-16-2017 ON ADJUSTED MV $3,533,029.13 INC $1,148.91 PRINC $1,148.90			(1,148.90)	
9/19	Div Domest	STANLEY BLACK & DECKER INC @ 0.63 PER SHARE (ID: 854502-10-1)	69.000	0.63		43.47
9/19	Div Domest	ANALOG DEVICES INC @ 0.45 PER SHARE (ID: 032654-10-5)	77.000	0.45		34.65
9/19	Div Domest	UNITEDHEALTH GROUP INC @ 0.75 PER SHARE (ID: 91324P-10-2)	109.000	0.75		81.75
9/22	Div Domest	BLACKROCK INC @ 2.50 PER SHARE (ID: 09247X-10-1)	10.000	2.50		25.00

INFLOWS & OUTFLOWS

Settle Date	Type / Selection Method	Description	Quantity / Cost	Per Unit Amount	PRINCIPAL Amount	INCOME Amount
9/27	Share Class Conv	INV BALANCED-RISK ALLOC-Y TO 00142R539 (ID: 00141V-69-7)	(6,334.670) (66,830.77)	11.14		
9/27	Share Class Conv.	AIM INVT FDS BLRSK ALLOC R6 FROM 00141V697 (ID: 00142R-53-9)	6,328.988 66,830.77	11.15		
9/27	Div Domest	ANADARKO PETROLEUM CORP @ 0.05 PER SHARE (ID: 032511-10-7)	67.000	0.05		3.35
9/28	Div Domest	GOLDMAN SACHS GROUP INC @ 0.75 PER SHARE (ID: 38141G-10-4)	30.000	0.75		22.50
9/28	Tax-Exempt Income	JPMORGAN INTERM T/F BND-I FUND 1374 @ 0.02209 PER SHARE (ID: 4812A0-45-8)	6,488.347	0.022		143.33
9/28	Tax-Exempt Income	JPM SHRT-INT MUNI BND-I FUND 3602 @ 0.01335 PER SHARE (ID: 4812C2-39-5)	6,576.064	0.013		87.79
9/28	Div Domest	GILEAD SCIENCES INC @ 0.52 PER SHARE (ID: 375558-10-3)	43.000	0.52		22.36
9/29	Div Domest	DU PONT (E.I.) DE NEMOURS @ 0.38 PER SHARE (ID: 263534-10-9)	90.000	0.38		34.20
9/29	Div Domest	UNION PACIFIC CORP @ 0.605 PER SHARE (ID: 907818-10-8)	70.000	0.605		42.35
9/29	Div Domest	BANK OF AMERICA CORP @ 0.12 PER SHARE (ID: 060505-10-4)	520.000	0.12		62.40
9/29	Div Domest	PEPSICO INC @ 0.805 PER SHARE (ID: 713448-10-8)	84.000	0.805		67.62
9/29	Div Domest	MARTIN MARIETTA MATERIALS @ 0.44 PER SHARE (ID: 573284-10-6)	25.000	0.44		11.00
9/29	Foreign Dividend	INGERSOLL-RAND PLC @ 0.45 PER SHARE (ID: G47791-10-1)	81.000	0.45		36.45
9/29	Pmt to Beneficiary	TRANSFERRED BY ACH TO [redacted] FAO MARGO SENSENBRENNER 2017 UNITRUST DISTRIBUTION			(24,858.11)	

INFLOWS & OUTFLOWS

Settle Date	Type / Selection Method	Description	Quantity / Cost	Per Unit Amount	PRINCIPAL Amount	INCOME Amount
9/29	Div Domest	AMERICAN INTERNATIONAL GROUP @ 0.32 PER SHARE (ID: 026874-78-4)	110.000	0.32		35.20
9/29	Div Domest	FIDELITY NATIONAL INFO SERV @ 0.29 PER SHARE (ID: 31620M-10-6)	85.000	0.29		24.65
9/29	Div Domest	INTERCONTINENTAL EXCHANGE IN @ 0.20 PER SHARE (ID: 45866F-10-4)	45.000	0.20		9.00
9/29	Foreign Dividend	ALLEGION PLC @ 0.16 PER SHARE (ID: G0176J-10-9)	70.000	0.16		11.20
9/29	Foreign Dividend	BROADCOM LTD @ 1.02 PER SHARE (ID: Y09827-10-9)	80.000	1.02		81.60
9/29	Div Domest	ISHARES RUSSELL MID-CAP VALU @ 0.44101 PER SHARE (ID: 464287-47-3)	2,000.000	0.441		882.02
9/29	Div Domest	ISHARES RUSSELL 1000 GROWTH @ 0.364587 PER SHARE (ID: 464287-61-4)	1,250.000	0.365		455.73
10/2	Div Domest	DOW CHEMICAL CO/THE @ 0.46 PER SHARE (ID: 260543-10-3)	100.000	0.46		46.00
10/2	Div Domest	HARTFORD FINANCIAL SVCS GRP @ 0.23 PER SHARE (ID: 416515-10-4)	123.000	0.23		28.29
10/2	Div Domest	NIKE INC -CL B @ 0.18 PER SHARE (ID: 654106-10-3)	50.000	0.18		9.00
10/2	Interest Income	DEPOSIT SWEEP INTEREST FOR 09/01/17 - 09/30/17 @ .85% RATE ON AVG COLLECTED BALANCE OF $63,821.77 AS OF 10/01/17				44.42
10/2	Div Domest	EASTMAN CHEMICAL CO @ 0.51 PER SHARE (ID: 277432-10-0)	70.000	0.51		35.70
10/2	Div Domest	METROPOLITAN WEST T/R BD-PLN 09/29/17 INCOME DIVIDEND AS OF 09/29/17 (ID: 592905-76-4)	6,478.900	0.017		111.02
10/3	Div Domest	MFS EMERGING MKTS DEBT FD R6 10/02/17 INCOME DIVIDEND AS OF 10/02/17 (ID: 552746-36-4)	2,363.435	0.061		145.14

INFLOWS & OUTFLOWS

Settle Date	Type / Selection Method	Description	Quantity / Cost	Per Unit Amount	PRINCIPAL Amount	INCOME Amount
10/3	Div Domest	PIMCO FD PAC INV MGMT SERIES HIGH YIELD FD - INSTL 09/29/17 INCOME DIVIDEND AS OF 09/29/17 (ID: 693390-84-1)	11,837.523	0.039		459.87
10/3	Div Domest	PIMCO UNCONSTRAINED BOND-INS 09/29/17 INCOME DIVIDEND AS OF 09/29/17 (ID: 72201M-48-7)	6,285.539	0.021		132.53
10/6	Div Domest	MERCK & CO. INC. @ 0.47 PER SHARE (ID: 58933Y-10-5)	100.000	0.47		47.00
10/12	Div Domest	PHILIP MORRIS INTERNATIONAL @ 0.0214 PER SHARE (ID: 718172-10-9)	94.000	0.021		2.01
10/12	Foreign Dividend	PHILIP MORRIS INTERNATIONAL @ 1.0486 PER SHARE (ID: 718172-10-9)	94.000	1.049		98.57
10/12	Div Domest	MONDELEZ INTERNATIONAL INC-A @ 0.22 PER SHARE (ID: 609207-10-5)	212.000	0.22		46.64
10/12	Div Domest	PIONEER NATURAL RESOURCES CO @ 0.04 PER SHARE (ID: 723787-10-7)	52.000	0.04		2.08
10/16	Div Domest	OCCIDENTAL PETROLEUM CORP @ 0.77 PER SHARE (ID: 674599-10-5)	191.000	0.77		147.07
10/16	Fees & Commissions	JPMORGAN CHASE TRUST FEE FOR THE PERIOD 09-17-2017 TO 10-16-2017 ON ADJUSTED MV $3,593,830.89 INC $1,163.63 PRINC $1,163.63				(1,163.63)
10/16	Fees & Commissions	JPMORGAN CHASE TRUST FEE FOR THE PERIOD 09-17-2017 TO 10-16-2017 ON ADJUSTED MV $3,593,830.89 INC $1,163.63 PRINC $1,163.63			(1,163.63)	
10/18	Div Domest	TWENTY-FIRST CENTURY FOX-A @ 0.18 PER SHARE (ID: 90130A-10-1)	150.000	0.18		27.00
10/20	Foreign Dividend	CHUBB LTD @ 0.71 PER SHARE (ID: H1467J-10-4)	83.000	0.71		58.93
10/25	Div Domest	GENERAL ELECTRIC CO @ 0.24 PER SHARE (ID: 369604-10-3)	376.000	0.24		90.24

INFLOWS & OUTFLOWS

Settle Date	Type / Selection Method	Description	Quantity / Cost	Per Unit Amount	PRINCIPAL Amount	INCOME Amount
10/25	Div Domest	AGILENT TECHNOLOGIES INC @ 0.132 PER SHARE (ID: 00846U-10-1)	120.000	0.132		15.84
10/25	Div Domest	COMCAST CORP-CLASS A @ 0.1575 PER SHARE (ID: 20030N-10-1)	150.000	0.158		23.63
10/30	Tax-Exempt Income	JPMORGAN INTERM T/F BND-I FUND 1374 @ 0.02189 PER SHARE (ID: 4812A0-45-8)	6,488.347	0.022		142.03
10/30	Tax-Exempt Income	JPM SHRT-INT MUNI BND-I FUND 3602 @ 0.01277 PER SHARE (ID: 4812C2-39-5)	6,576.064	0.013		83.98
10/31	Div Domest	SPDR S&P 500 ETF TRUST @ 1.234574 PER SHARE (ID: 78462F-10-3)	985.000	1.235		1,216.06
10/31	Div Domest	EOG RESOURCES INC @ 0 1675 PER SHARE (ID: 26875P-10-1)	134.000	0.168		22.45
11/1	Div Domest	BRISTOL-MYERS SQUIBB CO @ 0.39 PER SHARE (ID: 110122-10-8)	147.000	0.39		57.33
11/1	Div Domest	AT&T INC @ 0.49 PER SHARE (ID: 00206R-10-2)	173.000	0.49		84.77
11/1	Interest Income	DEPOSIT SWEEP INTEREST FOR 10/01/17 - 10/31/17 @ .85% RATE ON AVG COLLECTED BALANCE OF $34,750.91 AS OF 11/01/17				24.97
11/1	Div Domest	METROPOLITAN WEST T/R BD-PLN 10/31/17 INCOME DIVIDEND AS OF 10/31/17 (ID: 592905-76-4)	6,478.900	0.02		127.77
11/2	Div Domest	MFS EMERGING MKTS DEBT FD R6 11/01/17 INCOME DIVIDEND AS OF 11/01/17 (ID: 552746-36-4)	2,363.435	0.059		140.17
11/2	Div Domest	PIMCO FD PAC INV MGMT SERIES HIGH YIELD FD - INSTL 10/31/17 INCOME DIVIDEND AS OF 10/31/17 (ID: 693390-84-1)	11,837.523	0.037		433.16
11/2	Div Domest	PIMCO UNCONSTRAINED BOND-INS 10/31/17 INCOME DIVIDEND AS OF 10/31/17 (ID: 72201M-48-7)	6,285.539	0.021		133.39

INFLOWS & OUTFLOWS

Settle Date	Type / Selection Method	Description	Quantity / Cost	Per Unit Amount	PRINCIPAL Amount	INCOME Amount
11/6	Div Domest	PNC FINANCIAL SERVICES GROUP @ 0.75 PER SHARE (ID: 693475-10-5)	24.000	0.75		18.00
11/8	Div Domest	LOWE'S COS INC @ 0.41 PER SHARE (ID: 548661-10-7)	115.000	0.41		47.15
11/8	Misc Receipt	TRANSFER FROM INCOME TO PRIONCIPAL FOR INVESTMENT			3,000.00	
11/8	Misc Debit	INTERNAL TRANSFER OF FUNDS FROM INCOME TO PRINCIPAL FOR INVESTEMENT				(3,000.00)
11/8	Fees & Commissions	INTERNAL TRANSFER OF FUNDS FROM R-4005 TO DDA -8070 INO JAMES F SENSENBRENNER JR ANNUAL TRUSTEE FEE PER TRUSTEE DIRECTION			(8,000.00)	
11/8	Fees & Commissions	INTERNAL TRANSFER OF FUNDS FROM R-4005 TO DDA -8070 INO JAMES F SENSENBRENNER JR ANNUAL TRUSTEE FEE PER TRUSTEE DIRECTION				(21,825 81)
11/9	Div Domest	MASTERCARD INC-CLASS A @ 0.22 PER SHARE (ID: 57636Q-10-4)	110.000	0.22		24.20
11/9	Div Domest	BANK OF NEW YORK MELLON CORP @ 0.24 PER SHARE (ID: 064058-10-0)	65.000	0.24		15.60
11/10	Div Domest	GENERAL DYNAMICS CORP @ 0.84 PER SHARE (ID: 369550-10-8)	36.000	0.84		30.24
11/13	Div Domest	MASCO CORP @ 0.105 PER SHARE (ID: 574599-10-6)	175.000	0.105		18.38
11/13	Div Domest	TEXAS INSTRUMENTS INC @ 0.62 PER SHARE (ID: 882508-10-4)	107.000	0.62		66.34
11/15	Div Domest	ABBOTT LABORATORIES @ 0.265 PER SHARE (ID: 002824-10-0)	75.000	0.265		19.88
11/15	Foreign Dividend	ACCENTURE PLC-CL A @ 1.33 PER SHARE (ID: G1151C-10-1)	62.000	1.33		82.46

INFLOWS & OUTFLOWS

Settle Date	Type / Selection Method	Description	Quantity / Cost	Per Unit Amount	PRINCIPAL Amount	INCOME Amount
11/15	Div Domest	MORGAN STANLEY @ 0 25 PER SHARE (ID: 617446-44-8)	370.000	0.25		92.50
11/16	Share Class Conv.	AMG MANAGERS PICTET INTERNATIONAL FUND CLASS I TO 00171C403 (ID: 00171A-53-0)	(8,329.108) (79,542.98)	11.58		
11/16	Share Class Conv.	AMG MG PICTET INTL-Z FROM 00171A530 (ID: 00171C-40-3)	8,336.307 79,542.98	11.57		
11/16	Div Domest	APPLE INC @ 0.63 PER SHARE (ID: 037833-10-0)	216.000	0.63		136.08
11/20	Div Domest	NISOURCE INC @ 0.175 PER SHARE (ID: 65473P-10-5)	200.000	0.175		35.00
11/20	Fees & Commissions	JPMORGAN CHASE TRUST FEE FOR THE PERIOD 10-17-2017 TO 11-16-2017 ON ADJUSTED MV $3,660,737.21 INC $1,180.00 PRINC $1,179.99				(1,180.00)
11/20	Fees & Commissions	JPMORGAN CHASE TRUST FEE FOR THE PERIOD 10-17-2017 TO 11-16-2017 ON ADJUSTED MV $3,660,737.21 INC $1,180.00 PRINC $1,179.99			(1,179.99)	
11/22	Div Domest	CITIGROUP INC @ 0.32 PER SHARE (ID: 172967-42-4)	223.000	0.32		71 36
11/22	Foreign Dividend	DELPHI AUTOMOTIVE PLC @ 0.29 PER SHARE (ID: G27823-10-6)	43.000	0.29		12.47
11/22	Foreign Dividend	WASTE CONNECTIONS INC @ 0.14 PER SHARE (ID: 94106B-10-1)	76.000	0.14		10.64
11/22	FGN Tax Withheld	WASTE CONNECTIONS INC TAX WITHHELD CANADA 25.00% (ID: 94106B-10-1)	76.000			(2.66)
11/24	Div Domest	SCHWAB (CHARLES) CORP @ 0.08 PER SHARE (ID: 808513-10-5)	110.000	0.08		8.80
11/29	Tax-Exempt Income	JPMORGAN INTERM T/F BND-I FUND 1374 @ 0.022 PER SHARE (ID: 4812A0-45-8)	6,488.347	0.022		145.53
11/29	Tax-Exempt Income	JPM SHRT-INT MUNI BND-I FUND 3602 @ 0.015 PER SHARE (ID: 4812C2-39-5)	6,576.064	0.015		100 81

INFLOWS & OUTFLOWS

Settle Date	Type / Selection Method	Description	Quantity / Cost	Per Unit Amount	PRINCIPAL Amount	INCOME Amount
11/30	Div Domest	CMS ENERGY CORP @ 0.3325 PER SHARE (ID: 125896-10-0)	100.000	0.333		33.25
11/30	Div Domest	TJX COMPANIES INC @ 0.3125 PER SHARE (ID: 872540-10-9)	102.000	0.313		31.88
12/1	Div Domest	WELLS FARGO & CO @ 0.39 PER SHARE (ID: 949746-10-1)	281.000	0.39		109.59
12/1	Div Domest	EQT CORP @ 0.03 PER SHARE (ID: 26884L-10-9)	65.000	0.03		1.95
12/1	Interest Income	DEPOSIT SWEEP INTEREST FOR 11/01/17 - 11/30/17 @ .89% RATE ON AVG COLLECTED BALANCE OF $40,727.76 AS OF 12/01/17				29.97
12/1	Div Domest	PFIZER INC @ 0.32 PER SHARE (ID: 717081-10-3)	400.000	0.32		128.00
12/1	Div Domest	MFS EMERGING MKTS DEBT FD R6 12/01/17 INCOME DIVIDEND (ID: 552746-36-4)	2,363.435	0.059		140.20
12/1	Div Domest	PIMCO FD PAC INV MGMT SERIES HIGH YIELD FD - INSTL 11/30/17 INCOME DIVIDEND AS OF 11/30/17 (ID: 693390-84-1)	8,179.029	0.05		406.56
12/1	Div Domest	PIMCO UNCONSTRAINED BOND-INS 11/30/17 INCOME DIVIDEND AS OF 11/30/17 (ID: 72201M-48-7)	6,285.539	0.023		144.60
12/1	Div Domest	METROPOLITAN WEST T/R BD-PLN 11/30/17 INCOME DIVIDEND AS OF 11/30/17 (ID: 592905-76-4)	6,478.900	0.019		123.86
12/5	Div Domest	VISA INC-CLASS A SHARES @ 0.195 PER SHARE (ID: 92826C-83-9)	64.000	0.195		12.48
12/5	Div Domest	MICROCHIP TECHNOLOGY INC @ 0.3625 PER SHARE (ID: 595017-10-4)	51.000	0.363		18.49
12/5	Receipt of Assets	DELPHI TECHNOLOGIES PLC-W/I HOLDERS RECEIVE 0.333333 OF A SHARE FOR EACH SHARE OF DELPHI AUTOMOTIVE PLC, CUSIP: G27823106. HELD. (ID: G2709G-10-7)	14.000 0.00			

INFLOWS & OUTFLOWS

Settle Date	Type / Selection Method	Description	Quantity / Cost	Per Unit Amount	PRINCIPAL Amount	INCOME Amount
12/6	Share Class Conv.	JPMORGAN INTERM T/F BND-I FUND 1374 TO 48129C108 (ID: 4812A0-45-8)	(6,488.347) (69,921.57)	10.79		
12/6	Share Class Conv.	JPMORGAN INTERM T/F BND-R6 FROM 4812A0458 (ID: 48129C-10-8)	6,488.347 69,921.57	10.79		
12/8	Div Domest	ELI LILLY & CO @ 0.52 PER SHARE (ID: 532457-10-8)	100.000	0.52		52.00
12/8	Div Domest	HONEYWELL INTERNATIONAL INC @ 0.745 PER SHARE (ID: 438516-10-6)	125.000	0.745		93.13
12/8	Name Change	DELPHI AUTOMOTIVE PLC NAME CHANGE TO APTIV INC. CUSIP: G6095L109. AS OF 12/07/17 (ID: G27823-10-6)	(43.000) (3,094.62)			
12/8	Name Change	APTIV PLC-WHEN ISSUED NAME CHANGE FROM DELPHI AUTOMOTIVE PLC, CUSIP: G27823106 AS OF 12/07/17 (ID: G6095L-10-9)	43.000 3,094.62			
12/11	Div Domest	NORFOLK SOUTHERN CORP @ 0.61 PER SHARE (ID: 655844-10-8)	15.000	0.61		9.15
12/12	Div Domest	WALGREENS BOOTS ALLIANCE INC @ 0.40 PER SHARE (ID: 931427-10-8)	35.000	0.40		14.00
12/12	Div Domest	ANALOG DEVICES INC @ 0.45 PER SHARE (ID: 032654-10-5)	45.000	0.45		20.25
12/12	Div Domest	UNITEDHEALTH GROUP INC @ 0.75 PER SHARE (ID: 91324P-10-2)	109.000	0.75		81.75
12/13	Div Domest	METLIFE INC @ 0.40 PER SHARE (ID: 59156R-10-8)	81.000	0.40		32.40
12/14	Div Domest	MICROSOFT CORP @ 0.42 PER SHARE (ID: 594918-10-4)	397.000	0.42		166.74
12/14	Div Domest	HOME DEPOT INC @ 0.89 PER SHARE (ID: 437076-10-2)	75.000	0.89		66.75

INFLOWS & OUTFLOWS

Settle Date	Type / Selection Method	Description	Quantity / Cost	Per Unit Amount	PRINCIPAL Amount	INCOME Amount
12/14	STCapitalGain Dist	JPMORGAN GROWTH ADVANTAG-R6 @ 0.027 PER SHARE (ID: 46640W-10-8)	13,999.719	0.028		387.93
12/14	STCapitalGain Dist	INVESCO BAL-RSK ALLOC-R6 12/13/17 SHORT TERM CAPITAL GAINS @ 0.347 PER SHARE AS OF 12/13/17 (ID: 00142R-53-9)	6,328.988	0.347		2,196.16
12/15	Div Domest	DOWDUPONT INC @ 0.38 PER SHARE (ID: 26078J-10-0)	215.000	0.38		81.70
12/15	Foreign Dividend	ALLERGAN PLC @ 0.70 PER SHARE (ID: G0177J-10-8)	59.000	0.70		41.30
12/15	Div Domest	THE KRAFT HEINZ CO @ 0.625 PER SHARE (ID: 500754-10-6)	62.000	0.625		38.75
12/15	Div Domest	NEXTERA ENERGY INC @ 0.9825 PER SHARE (ID: 65339F-10-1)	25.000	0.982		24.56
12/15	Div Domest	NVIDIA CORP @ 0.15 PER SHARE (ID: 67066G-10-4)	22.000	0.15		3.30
12/15	Div Domest	KEYCORP @ 0.105 PER SHARE (ID: 493267-10-8)	267.000	0.105		28.04
12/15	Div Domest	MOLSON COORS BREWING CO -B @ 0.41 PER SHARE (ID: 60871R-20-9)	67.000	0.41		27.47
12/15	STCapitalGain Dist	CRM LONG/SHORT OPPORTUNITIES FUND 12/14/17 SHORT TERM CAPITAL GAINS @ 0.024 PER SHARE AS OF 12/14/17 (ID: 12628J-88-1)	5,205.316	0.024		127.17
12/18	Fees & Commissions	JPMORGAN CHASE TRUST FEE FOR THE PERIOD 11-17-2017 TO 12-16-2017 ON ADJUSTED MV $3,684,832.57 INC $1,186.76 PRINC $1,186.76				(1,186.76)
12/18	Fees & Commissions	JPMORGAN CHASE TRUST FEE FOR THE PERIOD 11-17-2017 TO 12-16-2017 ON ADJUSTED MV $3,684,832.57 INC $1,186.76 PRINC $1,186.76			(1,186.76)	
12/18	Div Domest	NEUBERGER BER MU/C OPP-INS 12/18/17 INCOME DIVIDEND @ 0.107 PER SHARE (ID: 64122Q-30-9)	6,810.010	0.108		734.12

INFLOWS & OUTFLOWS

Settle Date	Type / Selection Method	Description	Quantity / Cost	Per Unit Amount	PRINCIPAL Amount	INCOME Amount
12/19	Div Domest	STANLEY BLACK & DECKER INC @ 0.63 PER SHARE (ID: 854502-10-1)	69.000	0.63		43.47
12/19	Div Domest	T ROWE PR OVERSEAS STOCK-I 12/19/17 INCOME DIVIDEND @ 0.220 PER SHARE (ID: 77956H-43-5)	10,689.255	0.22		2,351.64
12/20	Div Domest	NORTHROP GRUMMAN CORP @ 1.00 PER SHARE (ID: 666807-10-2)	33.000	1.00		33.00
12/21	Div Domest	BLACKROCK INC @ 2.50 PER SHARE (ID: 09247X-10-1)	7.000	2.50		17.50
12/21	Div Domest	DODGE & COX INTL STOCK FD 12/20/17 INCOME DIVIDEND @ 0.892 PER SHARE AS OF 12/20/17 (ID: 256206-10-3)	5,026.163	0.892		4,483.34
12/21	Div Domest	DODGE & COX INCOME FD 12/20/17 INCOME DIVIDEND @ 0.090 PER SHARE AS OF 12/20/17 (ID: 256210-10-5)	2,359.727	0.09		212.38
12/22	Div Domest	AMERICAN INTERNATIONAL GROUP @ 0.32 PER SHARE (ID: 026874-78-4)	110.000	0.32		35.20
12/22	STCapitalGain Dist	AQR LONG-SHORT EQUITY-R6 12/20/17 SHORT TERM CAPITAL GAINS @ 0.264 PER SHARE AS OF 12/20/17 (ID: 00191K-50-0)	3,843.352	0.265		1,017.91
12/22	Div Domest	AQR LONG-SHORT EQUITY-R6 12/20/17 INCOME DIVIDEND @ 0.571 PER SHARE AS OF 12/20/17 (ID: 00191K-50-0)	3,843.352	0.571		2,194.78
12/26	Div Domest	XTRACKERS MSCI EUROPE HEDGED EQUITY ETF. @ 0.26583 PER SHARE (ID: 233051-85-3)	1,663.000	0.266		442.08
12/26	Div Domest	ISHARES MSCI EAFE INDEX FUND @ 0.742566 PER SHARE (ID: 464287-46-5)	5,411.000	0.743		4,018.02
12/26	Div Domest	ISHARES CORE MSCI EAFE ETF @ 0.730866 PER SHARE (ID: 46432F-84-2)	2,332.000	0.731		1,704.38

INFLOWS & OUTFLOWS

Settle Date	Type / Selection Method	Description	Quantity / Cost	Per Unit Amount	PRINCIPAL Amount	INCOME Amount
12/26	STCapitalGain Dist	AMERICAN BEACON GLG TR-UTL 12/22/17 SHORT TERM CAPITAL GAINS @ 0.016 PER SHARE AS OF 12/22/17 (ID: 024525-17-2)	3,272.995	0.017		54.33
12/26	Div Domest	AMERICAN BEACON GLG TR-UTL 12/22/17 INCOME DIVIDEND @ 0.057 PER SHARE AS OF 12/22/17 (ID: 024525-17-2)	3,272.995	0.058		189.51
12/28	Div Domest	GOLDMAN SACHS GROUP INC @ 0.75 PER SHARE (ID: 38141G-10-4)	30.000	0.75		22.50
12/28	Div Domest	UNION PACIFIC CORP @ 0.665 PER SHARE (ID: 907818-10-8)	70.000	0.665		46.55
12/28	Tax-Exempt Income	JPM SHRT-INT MUNI BND-I FUND 3602 @ 0.012 PER SHARE (ID: 4812C2-39-5)	6,576.064	0.012		80.89
12/28	Div Domest	JPMORGAN INTERM T/F BND-R6 @ 0.024 PER SHARE (ID: 48129C-10-8)	6,488.347	0.024		155.79
12/28	Div Domest	ISHARES RUSSELL MID-CAP VALU @ 0.500709 PER SHARE (ID: 464287-47-3)	2,000.000	0.501		1,001.42
12/28	Div Domest	ISHARES RUSSELL 1000 GROWTH @ 0.356699 PER SHARE (ID: 464287-61-4)	1,250.000	0.357		445.87
12/28	Div Domest	PIMCO UNCONSTRAINED BOND-INS 12/27/17 INCOME DIVIDEND @ 0.277 PER SHARE AS OF 12/27/17 (ID: 72201M-48-7)	6,285.539	0.277		1,743.67
12/28	STCapitalGain Dist	AMG TIMESSQUARE MID CAP GROWTH FUND CL Z 12/27/17 SHORT TERM CAPITAL GAINS @ 0.270 PER SHARE AS OF 12/27/17 (ID: 00170K-74-5)	2,312.729	0.271		625.59
12/28	STCapitalGain Dist	AMG MG PICTET INTL-Z 12/27/17 SHORT TERM CAPITAL GAINS @ 0.146 PER SHARE AS OF 12/27/17 (ID: 00171C-40-3)	8,336.307	0.147		1,222.94

INFLOWS & OUTFLOWS

Settle Date	Type / Selection Method	Description	Quantity / Cost	Per Unit Amount	PRINCIPAL Amount	INCOME Amount
12/28	Div Domest	AMG MG PICTET INTL-Z 12/27/17 INCOME DIVIDEND @ 0.195 PER SHARE AS OF 12/27/17 (ID: 00171C-40-3)	8,336.307	0.196		1,629.75
12/29	Div Domest	BANK OF AMERICA CORP @ 0.12 PER SHARE (ID: 060505-10-4)	520.000	0.12		62.40
12/29	Div Domest	MARTIN MARIETTA MATERIALS @ 0.44 PER SHARE (ID: 573284-10-6)	25.000	0.44		11.00
12/29	Foreign Dividend	INGERSOLL-RAND PLC @ 0.45 PER SHARE (ID: G47791-10-1)	81.000	0.45		36.45
12/29	Pmt to Beneficiary	TRANSFERRED BY ACH TO [redacted] FAO MARGO SENSENBRENNER 2017 UNITRUST DISTRIBUTION			(24,858.11)	
12/29	Misc Receipt	TRANSFER FROM INCOME			31,045.19	
12/29	Misc Debit	TRANSFER TO PRINCIPAL				(31,045.19)
12/29	Div Domest	INTERCONTINENTAL EXCHANGE IN @ 0.20 PER SHARE (ID: 45866F-10-4)	45.000	0.20		9.00
12/29	Div Domest	FIDELITY NATIONAL INFO SERV @ 0.29 PER SHARE (ID: 31620M-10-6)	85.000	0.29		24.65
12/29	Foreign Dividend	ALLEGION PLC @ 0.16 PER SHARE (ID: G0176J-10-9)	70.000	0.16		11.20
12/29	Foreign Dividend	BROADCOM LTD @ 1.75 PER SHARE (ID: Y09827-10-9)	63.000	1.75		110.25
Total Inflows & Outflows					**($178,634.74)**	**$1.95**

SECURITIES TRANSFERRED IN/OUT

Notes. * Transaction Market Value is representative of the prior trading day's market value. This is for informational purposes only and is not to be used for any financial or tax purposes. The Transaction Market Value shown is in USD.

Settle Date	Type / Selection Method	Description	Quantity / Cost	Transaction Market Value *
Securities Transferred In				
9/1	NonTaxableExchange	DOWDUPONT INC MERGER - HOLDERS RECEIVE 1 SHARE FOR EACH SHARE OF THE DOW CHEMICAL COMPANY, CUSIP: 260543103, HELD. (ID: 26078J-10-0)	100.000 5,291.49	6,718.00
9/1	NonTaxableExchange	DOWDUPONT INC MERGER - HOLDERS RECEIVE 1.282 SHARES OF DOWDUPONT INC. CUSIP: 26078J100, FOR EACH SHARE OF E. I. DU PONT DE NEMOURS AND COMPANY, CUSIP: 263534109, HELD. (ID: 26078J-10-0)	115.000 7,086.65	7,725.70
Total Securities Transferred In				**$14,443.70**
Securities Transferred Out				
9/1	Exchange	DOW CHEMICAL CO/THE MERGER - HOLDERS RECEIVE 1 SHARE OF DOWDUPONT INC. CUSIP. 26078J100 FOR EACH SHARE HELD. (ID: 260543-10-3)	(100.000) (5,291.49)	(6,665.00)
9/1	Exchange	DU PONT (E.I.) DE NEMOURS MERGER - HOLDERS RECEIVE 1.282 SHARES OF DOWDUPONT INC. CUSIP 26078J100, FOR EACH SHARE OF E. I. DU PONT DE NEMOURS AND COMPANY, CUSIP: 263534109, HELD. (ID: 263534-10-9)	(90.000) (7,086.65)	(7,553.70)
Total Securities Transferred Out				**($14,218.70)**

TRADE ACTIVITY

Note: L indicates Long Term Realized Gain/Loss S indicates Short Term Realized Gain/Loss

Trade Date / Settle Date	Type / Selection Method	Description	Quantity	Per Unit Amount	Proceeds	Average Cost	Realized Gain/Loss
Settled Sales/Maturities/Redemptions							
1/23 1/26	Sale High Cost	BANK OF AMERICA CORP @ 22.582 5,645.50 BROKERAGE 3.75 TAX &/OR SEC .13 CITIGROUP GLOBAL MKTS INC (ID: 060505-10-4)	(250.000)	22.566	5,641 62	(1,369.84)	4,271.78 L
1/23 1/26	Sale High Cost	CVS HEALTH CORP @ 81.385 10,173.12 BROKERAGE 1.88 TAX &/OR SEC .23 CITIGROUP GLOBAL MKTS INC (ID: 126650-10-0)	(125.000)	81.368	10,171.01	(2,824.37)	7,346.64 L
1/23 1/26	Sale High Cost	COCA-COLA CO/THE @ 41.48 3,111.00 BROKERAGE 1.13 TAX &/OR SEC .07 INVESTMENT TECHNOLOGY GROUP (ITG) (ID: 191216-10-0)	(75.000)	41.464	3,109 80	(3,120.01)	(10 21) S
1/23 1/26	Sale High Cost	MICROSOFT CORP @ 63.00 15,750.00 BROKERAGE 3.75 TAX &/OR SEC .35 INVESTMENT TECHNOLOGY GROUP (ITG) (ID: 594918-10-4)	(250.000)	62.984	15,745 90	(5,524.77)	10,221.13 L
1/23 1/26	Sale High Cost	HARMAN INTERNATIONAL @ 110.72 4,982.40 BROKERAGE 0.68 TAX &/OR SEC .11 SEI FINANCIAL SERVICES CO (ID: 413086-10-9)	(45.000)	110.702	4,981 61	(4,943.93)	37.68 S
1/31 2/1	Sale High Cost	NEUBERGER BER MU/C OPP-INS (ID: 64122Q-30-9)	(2,010.215)	16.91	33,992.73	(21,469.10)	12,523.63 L
1/31 2/3	Sale Specific Lot	ISHARES MSCI EAFE INDEX FUND @ 59.4614 79,321.51 BROKERAGE 20.01 TAX &/OR SEC 1.73 MERRILL LYNCH PIERCE FENNER & SMIT (ID: 464287-46-5)	(1,334 000)	59 445	79,299.77	(77,476.48)	1,823.29 L
2/24 2/24	Cash In Lieu	BIOVERATIV INC CASH IN LIEU OF FRACTIONAL SHARES (ID: 09075E-10-0)	0.500	44.08	22.04		22.04 L
3/9 3/14	Sale High Cost	PPG INDUSTRIES INC @ 104.07 4,162.80 BROKERAGE 0.60 TAX &/OR SEC .09 CITIGROUP GLOBAL MKTS INC (ID: 693506-10-7)	(40.000)	104.053	4,162.11	(3,663.40)	498.71 S

Trade Date / Settle Date	Type / Selection Method	Description	Quantity	Per Unit Amount	Proceeds	Average Cost	Realized Gain/Loss
Settled Sales/Maturities/Redemptions							
3/9 3/14	Sale High Cost	AETNA INC @ 132.6304 6,631.52 BROKERAGE 0.75 TAX &/OR SEC .14 SEI FINANCIAL SERVICES CO (ID: 00817Y-10-8)	(50 000)	132.613	6,630 63	(5,477.74)	1,152.89 S
3/9 3/14	Sale High Cost	CARNIVAL CORP @ 55.7673 5,576.73 BROKERAGE 1.50 TAX &/OR SEC .12 SEI FINANCIAL SERVICES CO (ID: 143658-30-0)	(100.000)	55.751	5,575.11	(4,650.00)	925.11 S
3/9 3/14	Sale High Cost	LAM RESEARCH CORP @ 117.1101 5,855.50 BROKERAGE 0.75 TAX &/OR SEC .13 SEI FINANCIAL SERVICES CO (ID: 512807-10-8)	(50.000)	117.092	5,854.62	(4,668.75)	1,185.87 S
3/9 3/14	Sale High Cost	TIME WARNER INC @ 98.5427 19,708.54 BROKERAGE 3.00 TAX &/OR SEC .43 SEI FINANCIAL SERVICES CO (ID: 887317-30-3)	(200 000)	98.526	19,705.11	(16,942.98)	2,762.13 L
3/9 3/14	Sale High Cost	BIOVERATIV INC @ 52.26 365.82 BROKERAGE 0.10 CITIGROUP GLOBAL MKTS INC (ID: 09075E-10-0)	(7.000)	52.246	365.72	(343.18)	22 54 S
3/9 3/14	Sale High Cost	SCHLUMBERGER LTD @ 77 3795 5,803.46 BROKERAGE 1.12 TAX &/OR SEC .12 CITIGROUP GLOBAL MKTS INC (ID: 806857-10-8)	(75 000)	77 363	5,802.22	(6,489.26)	(687.04) S
3/9 3/14	Sale High Cost	LENNOX INTERNATIONAL INC @ 165.28 4,958.40 BROKERAGE 0.45 TAX &/OR SEC .10 INVESTMENT TECHNOLOGY GROUP (ITG) (ID: 526107-10-7)	(30.000)	165.262	4,957.85	(4,773.45)	184.40 S
3/9 3/14	Sale High Cost	PROCTER & GAMBLE CO/THE @ 90.37 9,037.00 BROKERAGE 1.50 TAX &/OR SEC .20 INVESTMENT TECHNOLOGY GROUP (ITG) (ID: 742718-10-9)	(100 000)	90.353	9,035.30	(5,248.00)	3,787 30 L
3/30 3/30	Litigation Proc	BAXTER INTERNATIONAL INC REPRESENTS PRO RATA SHARE OF THE NET SETTLEMENT FROM THE BAXTER INTERNATIONAL INC CLASS ACTION. DUE[redacted] EXEMPT T/U/W F SENSENBRENNER PCTAA FUTURE DISBURSEMENTS MAY OCCUR, PENDING NOTICE FROM PAYING AGENT (ID: 071813-10-9)			28.93		28.93 L

Trade Date / Settle Date	Type / Selection Method	Description	Quantity	Per Unit Amount	Proceeds	Average Cost	Realized Gain/Loss
Settled Sales/Maturities/Redemptions							
4/13 4/19	Sale High Cost	BANK OF AMERICA CORP @ 22.68 11,340.00 BROKERAGE 7.50 TAX &/OR SEC .25 CITIGROUP GLOBAL MKTS INC (ID: 060505-10-4)	(500.000)	22.665	11,332.25	(2,739.69)	8,592.56 L
4/13 4/19	Sale High Cost	YUM! BRANDS INC @ 63.91 3,195.50 BROKERAGE 0.75 TAX &/OR SEC .07 CITIGROUP GLOBAL MKTS INC (ID: 988498-10-1)	(50.000)	63.894	3,194.68	(3,109.55)	85.13 S
4/13 4/19	Sale High Cost	MICROSOFT CORP @ 65.3325 32,666.25 BROKERAGE 7.50 TAX &/OR SEC .72 SEI FINANCIAL SERVICES CO (ID: 594918-10-4)	(500.000)	65.316	32,658.03	(11,049.55)	21,608.48 L
4/21 4/24	Sale High Cost	VANGUARD INTM TRM INV G-ADM (ID: 922031-81-0)	(6,357.738)	9.78	62,178.68	(64,403.89)	(2,225.21) S
5/9 5/12	Sale High Cost	DEUTSCHE X-TRACKERS MSCI JAP @ 39.1602 25,610.77 BROKERAGE 9.81 TAX &/OR SEC .56 JEFFERIES & COMPANY (ID: 233051-50-7)	(654.000)	39.144	25,600.40	(19,655.97)	5,944.43 S
5/9 5/12	Sale High Cost	ISHARES RUSSELL MID-CAP GROW @ 106.09 35,327 97 BROKERAGE 5.00 TAX &/OR SEC .78 CREDIT SUISSE FIRST BOSTON LLC (ID: 464287-48-1)	(333.000)	106 073	35,322.19	(13,994.66)	21,327.53 L
5/19 5/24	Sale High Cost	BROADCOM LTD @ 233.99 4,679.80 BROKERAGE 0 30 TAX &/OR SEC .11 CITIGROUP GLOBAL MKTS INC (ID: Y09827-10-9)	(20.000)	233.97	4,679 39	(3,373.10)	1,306.29 S
5/19 5/24	Sale High Cost	ALPHABET INC/CA-CL C @ 933.97 1,867.94 BROKERAGE 0.03 TAX &/OR SEC .05 CITIGROUP GLOBAL MKTS INC (ID: 02079K-10-7)	(2.000)	933.93	1,867.86	(1,578.35)	289.51 S
5/19 5/24	Sale High Cost	DISCOVER FINANCIAL SERVICES @ 60.18 4,513.50 BROKERAGE 1.13 TAX &/OR SEC .10 CITIGROUP GLOBAL MKTS INC (ID: 254709-10-8)	(75.000)	60.164	4,512.27	(4,334.26)	178.01 S
5/19 5/24	Sale High Cost	ILLUMINA INC @ 177.20 2,658.00 BROKERAGE 0.23 TAX &/OR SEC .06 CITIGROUP GLOBAL MKTS INC (ID: 452327-10-9)	(15.000)	177.181	2,657.71	(2,591.48)	66.23 S

Trade Date / Settle Date	Type / Selection Method	Description	Quantity	Per Unit Amount	Proceeds	Average Cost	Realized Gain/Loss
Settled Sales/Maturities/Redemptions							
5/19 5/24	Sale High Cost	PROCTER & GAMBLE CO/THE @ 86.09 8,609.00 BROKERAGE 1.50 TAX &/OR SEC .19 CITIGROUP GLOBAL MKTS INC (ID: 742718-10-9)	(100.000)	86.073	8,607.31	(5,248.00)	3,359 31 L
5/19 5/24	Sale High Cost	UNITEDHEALTH GROUP INC @ 172.40 1,034.40 BROKERAGE 0.09 TAX &/OR SEC .03 CITIGROUP GLOBAL MKTS INC (ID: 91324P-10-2)	(6.000)	172.38	1,034.28	(951.57)	82.71 S
5/19 5/24	Sale High Cost	AT&T INC @ 38.16 1,030.32 BROKERAGE 0.41 TAX &/OR SEC .03 INVESTMENT TECHNOLOGY GROUP (ITG) (ID: 00206R-10-2)	(27.000)	38.144	1,029.88	(679.25)	350 63 L
5/19 5/24	Sale High Cost	ALEXION PHARMACEUTICALS INC @ 114.20 1,484.60 BROKERAGE 0.20 TAX &/OR SEC .04 INVESTMENT TECHNOLOGY GROUP (ITG) (ID: 015351-10-9)	(13.000)	114.182	1,484.36	(1,558.50)	(74.14) S
5/19 5/24	Sale High Cost	COSTCO WHOLESALE CORP @ 171.81 4,295.25 BROKERAGE 0.38 TAX &/OR SEC .10 INVESTMENT TECHNOLOGY GROUP (ITG) (ID: 22160K-10-5)	(25.000)	171.791	4,294.77	(3,820.63)	474.14 S
5/19 5/24	Sale High Cost	FACEBOOK INC-A @ 148.25 2,816 75 BROKERAGE 0.29 TAX &/OR SEC .07 INVESTMENT TECHNOLOGY GROUP (ITG) (ID 30303M-10-2)	(19.000)	148.231	2,816.39	(2,417.09)	399.30 S
5/19 5/24	Sale High Cost	MARSH & MCLENNAN COS @ 74.49 7,449.00 BROKERAGE 1.50 TAX &/OR SEC .17 INVESTMENT TECHNOLOGY GROUP (ITG) (ID. 571748-10-2)	(100.000)	74.473	7,447.33	(6,625.50)	821.83 S
5/19 5/24	Sale High Cost	MICROSOFT CORP @ 67.6858 23,893 09 BROKERAGE 5.30 TAX &/OR SEC .53 INVESTMENT TECHNOLOGY GROUP (ITG) (ID: 594918-10-4)	(353.000)	67.669	23,887.26	(7,800.98)	16,086.28 L
5/19 5/24	Sale High Cost	VERTEX PHARMACEUTICALS INC @ 117.97 1,533.61 BROKERAGE 0.20 TAX &/OR SEC .04 INVESTMENT TECHNOLOGY GROUP (ITG) (ID: 92532F-10-0)	(13.000)	117.952	1,533.37	(1,218.69)	314.68 S

Trade Date / Settle Date	Type / Selection Method	Description	Quantity	Per Unit Amount	Proceeds	Average Cost	Realized Gain/Loss
Settled Sales/Maturities/Redemptions							
5/19 5/24	Sale High Cost	JOHNSON CONTROLS INTERNATIONAL PLC @ 42.575 3,193.13 BROKERAGE 1.13 TAX &/OR SEC .07 SEI FINANCIAL SERVICES CO (ID: G51502-10-5)	(75 000)	42 559	3,191 93	(3,241.13)	(49.20) S
5/19 5/24	Sale High Cost	ABBOTT LABORATORIES @ 43.175 1,079.37 BROKERAGE 0.38 TAX &/OR SEC .03 SEI FINANCIAL SERVICES CO (ID: 002824-10-0)	(25.000)	43.158	1,078.96	(650.52)	428.44 L
5/19 5/24	Sale High Cost	BANK OF AMERICA CORP @ 23.025 7,598.25 BROKERAGE 4.95 TAX &/OR SEC .17 SEI FINANCIAL SERVICES CO (ID: 060505-10-4)	(330.000)	23.009	7,593.13	(1,808.19)	5,784.94 L
5/19 5/24	Sale High Cost	WALT DISNEY CO/THE @ 107.545 5,269.71 BROKERAGE 0.74 TAX &/OR SEC .12 SEI FINANCIAL SERVICES CO (ID: 254687-10-6)	(49.000)	107.528	5,268 85	(1,626.67)	3,642.18 L
5/19 5/24	Sale High Cost	GILEAD SCIENCES INC @ 64.27 2,056.64 BROKERAGE 0.48 TAX &/OR SEC .05 SEI FINANCIAL SERVICES CO (ID: 375558-10-3)	(32.000)	64 253	2,056.11	(2,532.00)	(475.89) S
5/19 5/24	Sale High Cost	HOME DEPOT INC @ 156.3401 1,563.40 BROKERAGE 0.15 TAX &/OR SEC .04 SEI FINANCIAL SERVICES CO (ID. 437076-10-2)	(10.000)	156.321	1,563.21	(1,366.84)	196.37 S
5/19 5/24	Sale High Cost	STANLEY BLACK & DECKER INC @ 136.6101 819.66 BROKERAGE 0.09 TAX &/OR SEC .02 SEI FINANCIAL SERVICES CO (ID: 854502-10-1)	(6.000)	136.592	819.55	(720.15)	99.40 S
5/19 5/24	Sale High Cost	TRANSCANADA CORP @ 46.32 3,705.60 BROKERAGE 1.20 TAX &/OR SEC .09 SEI FINANCIAL SERVICES CO (ID: 89353D-10-7)	(80.000)	46 304	3,704.31	(3,682.00)	22.31 S
5/19 5/24	Sale High Cost	GENERAL MOTORS CO @ 32.81 4,921.50 BROKERAGE 2.25 TAX &/OR SEC .11 INVESTMENT TECHNOLOGY GROUP (ITG) (ID: 37045V-10-0)	(150.000)	32 794	4,919.14	(4,681.24)	237.90 S

Trade Date / Settle Date	Type / Selection Method	Description	Quantity	Per Unit Amount	Proceeds	Average Cost	Realized Gain/Loss
Settled Sales/Maturities/Redemptions							
6/27 6/28	Sale High Cost	JPMORGAN INTERM T/F BND-I FUND 1374 JP MORGAN CHASE BANK AS SHAREHOLDER SERVICING AGENT @ 10.89 (ID: 4812A0-45-8)	(6,522.051)	10.89	71,025.14	(71,559.15)	(534.01) L
6/27 6/28	Sale High Cost	AMG TIMESSQUARE MID CAP GROWTH FUND CL Z (ID: 00170K-74-5)	(4,260.777)	19.42	82,744.29	(43,335.91)	39,408.38 L
6/27 6/28	Sale High Cost	MFS EMERGING MKTS DEBT FD-I (ID: 55273E-64-0)	(2,039.515)	14.94	30,470.35	(30,551.93)	(81.58) S
6/27 6/28	Sale High Cost	PIMCO FD PAC INV MGMT SERIES HIGH YIELD FD - INSTL (ID: 693390-84-1)	(3,520.540)	9.00	31,684.86	(29,854.18)	1,830.68 L
6/27 6/30	Sale High Cost	ISHARES RUSSELL MID-CAP GROW @ 108.5007 23,544.65 BROKERAGE 3.26 TAX &/OR SEC .51 UBS SECURITIES LLC (ID: 464287-48-1)	(217.000)	108.483	23,540.88	(9,119.64)	14,421.24 L
7/7 7/7	Cash In Lieu	WASTE CONNECTIONS INC CASH IN LIEU OF FRACTIONAL SHARES (ID: 94106B-10-1)			32.00		32.00 L
7/12 7/17	Sale High Cost	METLIFE INC @ 55.565 1,500.25 BROKERAGE 0.06 TAX &/OR SEC .03 LUMINEX TRADING AND ANALYTICS LLC (ID: 59156R-10-8)	(27.000)	55.561	1,500.16	(1,327.81)	172.35 S
7/12 7/17	Sale High Cost	METLIFE INC @ 55.5252 1,443.65 BROKERAGE 0.26 TAX &/OR SEC .03 LIQUIDNET INC (ID: 59156R-10-8)	(26.000)	55.514	1,443.36	(1,159.21)	284.15 S
7/12 7/17	Sale High Cost	METLIFE INC @ 55.5801 1,889.72 BROKERAGE 0.85 TAX &/OR SEC .04 SANFORD C. BERNSTEIN & CO.INC.(SCB (ID: 59156R-10-8)	(34.000)	55.554	1,888.83	(1,515.89)	372.94 S
7/12 7/17	Sale High Cost	METLIFE INC @ 55.505 1,387.62 BROKERAGE 0.25 TAX &/OR SEC .03 INVESTMENT TECHNOLOGY GROUP (ITG) (ID: 59156R-10-8)	(25.000)	55.494	1,387.34	(1,114.62)	272.72 S
7/12 7/17	Sale High Cost	METLIFE INC @ 55.5951 277.97 BROKERAGE 0.07 MORGAN STANLEY & CO. LLC (ID: 59156R-10-8)	(5.000)	55.58	277.90	(222.92)	54.98 S

Trade Date / Settle Date	Type / Selection Method	Description	Quantity	Per Unit Amount	Proceeds	Average Cost	Realized Gain/Loss
Settled Sales/Maturities/Redemptions							
7/13 7/18	Sale High Cost	METLIFE INC @ 55.6907 222.76 BROKERAGE 0 06 CITIGROUP GLOBAL MKTS ING (ID: 59156R-10-8)	(4.000)	55.675	222.70	(178.34)	44.36 S
8/1 8/4	Sale High Cost	T-MOBILE US INC @ 63.0254 1,386.55 BROKERAGE 0.33 TAX &/OR SEC .03 MORGAN STANLEY & CO. LLC (ID: 872590-10-4)	(22.000)	63.009	1,386.19	(1,238.49)	147.70 S
8/1 8/4	Sale High Cost	T-MOBILE US INC @ 63.0946 1,766.64 BROKERAGE 0.28 TAX &/OR SEC .04 ROSENBLATT SECURITIES INC. (ID: 872590-10-4)	(28.000)	63.083	1,766.32	(1,576.25)	190.07 S
8/14 8/17	Sale High Cost	HUMANA INC @ 250.3623 2,253.26 BROKERAGE 0.13 TAX &/OR SEC .05 DEUTSCHE BANC ALEX BROWN INC (ID: 444859-10-2)	(9.000)	250.342	2,253.08	(2,028.82)	224.26 S
8/21 8/24	Sale High Cost	LINCOLN NATIONAL CORP @ 67.1118 268.44 BROKERAGE 0.04 LIQUIDNET INC (ID: 534187-10-9)	(4.000)	67.10	268.40	(284.52)	(16.12) S
8/21 8/24	Sale High Cost	LINCOLN NATIONAL CORP @ 67.108 402.64 BROKERAGE 0.09 MORGAN STANLEY & CO. LLC (ID: 534187-10-9)	(6 000)	67.092	402.55	(426.23)	(23.68) S
8/21 8/24	Sale High Cost	LINCOLN NATIONAL CORP @ 67.1743 67.17 BROKERAGE 0.01 BARCLAYS CAPITAL LE (ID: 534187-10-9)	(1.000)	67.16	67.16	(70.59)	(3.43) S
8/21 8/24	Sale High Cost	HUMANA INC @ 248.8673 3,484.14 BROKERAGE 0.21 TAX &/OR SEC .08 SJ LEVINSON & SONS LLC (ID: 444859-10-2)	(14.000)	248.846	3,483.85	(2,837.73)	646 12 S
8/22 8/25	Sale High Cost	LINCOLN NATIONAL CORP @ 67.7267 67.72 BROKERAGE 0.01 LIQUIDNET INC (ID: 534187-10-9)	(1.000)	67.71	67.71	(70.59)	(2.88) S
8/22 8/25	Sale High Cost	LINCOLN NATIONAL CORP @ 67.7289 541.83 BROKERAGE 0.12 TAX &/OR SEC .01 UBS SECURITIES LLC (ID: 534187-10-9)	(8.000)	67.713	541.70	(564.75)	(23.05) S
8/22 8/25	Sale High Cost	LINCOLN NATIONAL CORP @ 67.78 203.34 BROKERAGE 0.03 PENSERRA SECURITIES (ID: 534187-10-9)	(3.000)	67.77	203.31	(211.78)	(8.47) S

Trade Date / Settle Date	Type / Selection Method	Description	Quantity	Per Unit Amount	Proceeds	Average Cost	Realized Gain/Loss
Settled Sales/Maturities/Redemptions							
8/23 8/28	Sale High Cost	LINCOLN NATIONAL CORP @ 68.0701 204.21 BROKERAGE 0.07 DEUTSCHE BANC ALEX BROWN INC (ID: 534187-10-9)	(3.000)	68.047	204 14	(211.79)	(7 65) S
8/23 8/28	Sale High Cost	LINCOLN NATIONAL CORP @ 67.9255 67.92 BROKERAGE 0.01 SJ LEVINSON & SONS LLC (ID: 534187-10-9)	(1.000)	67.91	67.91	(70.59)	(2.68) S
8/24 8/29	Sale High Cost	LINCOLN NATIONAL CORP @ 68.2377 68.23 BROKERAGE 0.01 CITIGROUP GLOBAL MKTS INC (ID: 534187-10-9)	(1.000)	68.22	68.22	(70.58)	(2.36) S
8/24 8/29	Sale High Cost	LINCOLN NATIONAL CORP @ 68.0581 204.17 BROKERAGE 0.07 DEUTSCHE BANC ALEX BROWN INC (ID: 534187-10-9)	(3.000)	68.033	204.10	(211.73)	(7.63) S
8/24 8/29	Sale High Cost	LINCOLN NATIONAL CORP @ 68.205 204.61 BROKERAGE 0.07 CANTOR FITZGERALD & CO INC (ID: 534187-10-9)	(3.000)	68.18	204.54	(211.73)	(7.19) S
8/25 8/30	Sale High Cost	LINCOLN NATIONAL CORP @ 68.3586 273.43 BROKERAGE 0.06 CITIGROUP GLOBAL MKTS INC (ID: 534187-10-9)	(4.000)	68.343	273.37	(282.31)	(8.94) S
8/25 8/30	Sale High Cost	LINCOLN NATIONAL CORP @ 68.465 68.46 BROKERAGE 0.01 SJ LEVINSON & SONS LLC (ID: 534187-10-9)	(1.000)	68.45	68.45	(70.58)	(2.13) S
8/28 8/31	Sale High Cost	LINCOLN NATIONAL CORP @ 67.9626 475.73 BROKERAGE 0.10 TAX &/OR SEC .01 MORGAN STANLEY & CO. LLC (ID: 534187-10-9)	(7.000)	67.946	475.62	(494.05)	(18 43) S
8/28 8/31	Sale High Cost	LINCOLN NATIONAL CORP @ 67.9774 203.93 BROKERAGE 0.04 SJ LEVINSON & SONS LLC (ID: 534187-10-9)	(3.000)	67.963	203 89	(211.73)	(7.84) S
8/29 9/1	Sale High Cost	LINCOLN NATIONAL CORP @ 67.2019 134.40 BROKERAGE 0.05 UBS SECURITIES LLC (ID: 534187-10-9)	(2.000)	67.175	134.35	(141.16)	(6.81) S

Trade Date / Settle Date	Type / Selection Method	Description	Quantity	Per Unit Amount	Proceeds	Average Cost	Realized Gain/Loss
Settled Sales/Maturities/Redemptions							
8/29 9/1	Sale High Cost	LINCOLN NATIONAL CORP @ 66.9222 66.92 BROKERAGE 0.01 LIQUIDNET INC (ID: 534187-10-9)	(1.000)	66.91	66.91	(70.36)	(3.45) S
8/30 9/5	Sale High Cost	LINCOLN NATIONAL CORP @ 67.5754 135.15 BROKERAGE 0.02 LIQUIDNET INC (ID: 534187-10-9)	(2.000)	67.565	135.13	(140.72)	(5.59) S
8/30 9/5	Sale High Cost	LINCOLN NATIONAL CORP @ 67.9288 67.92 BROKERAGE 0.01 CITIGROUP GLOBAL MKTS INC (ID: 534187-10-9)	(1.000)	67.91	67.91	(70.36)	(2.45) S
9/22 9/26	Sale High Cost	STARBUCKS CORP @ 55.0267 4,127.00 BROKERAGE 1.12 TAX &/OR SEC .09 MERRILL LYNCH PIERCE FENNER & SMIT (ID: 855244-10-9)	(75.000)	55.011	4,125.79	(4,320.38)	(194.59) S
9/29 9/29	Cash In Lieu	DOWDUPONT INC CASH IN LIEU OF FRACTIONAL SHARES (ID: 26078J-10-0)	0.380	69.605	26.45		26.45 L
10/3 10/5	Sale High Cost	BROADCOM LTD @ 239.1278 3,108.66 BROKERAGE 0.19 TAX &/OR SEC .07 GOLDMAN SACHS & CO. (ID: Y09827-10-9)	(13.000)	239.108	3,108.40	(2,192.51)	915.89 S
10/3 10/5	Sale High Cost	BROADCOM LTD @ 238.60 238.60 BROKERAGE 0.01 LIQUIDNET INC (ID: Y09827-10-9)	(1.000)	238.59	238.59	(168.65)	69.94 S
10/3 10/5	Sale High Cost	HARTFORD FINANCIAL SVCS GRP @ 55.4584 554.58 BROKERAGE 0.25 TAX &/OR SEC .01 CREDIT SUISSE FIRST BOSTON LLC (ID: 416515-10-4)	(10.000)	55.432	554.32	(491.60)	62.72 S
10/3 10/5	Sale High Cost	BROADCOM LTD @ 238.92 716.76 BROKERAGE 0.04 TAX &/OR SEC .01 SJ LEVINSON & SONS LLC (ID: Y09827-10-9)	(3.000)	238.903	716.71	(505.97)	210.74 S
10/3 10/5	Sale High Cost	ALEXION PHARMACEUTICALS INC @ 141.50 566.00 BROKERAGE 0.06 TAX &/OR SEC .01 JEFFERIES & COMPANY (ID: 015351-10-9)	(4.000)	141.483	565.93	(479.54)	86.39 S
10/3 10/5	Sale High Cost	ALEXION PHARMACEUTICALS INC @ 141.5132 1,556.64 BROKERAGE 0.16 TAX &/OR SEC .03 SJ LEVINSON & SONS LLC (ID: 015351-10-9)	(11.000)	141.495	1,556.45	(1,318.74)	237.71 S

Trade Date / Settle Date	Type / Selection Method	Description	Quantity	Per Unit Amount	Proceeds	Average Cost	Realized Gain/Loss
Settled Sales/Maturities/Redemptions							
10/4 10/6	Sale High Cost	HARTFORD FINANCIAL SVCS GRP @ 55.645 LUMINEX TRADING AND ANALYTICS LLC (ID: 416515-10-4)	(2.000)	55.645	111.29	(98.32)	12 97 S
10/4 10/6	Sale High Cost	HARTFORD FINANCIAL SVCS GRP @ 55.705 501.34 BROKERAGE 0.22 TAX &/OR SEC .01 CREDIT SUISSE FIRST BOSTON LLC (ID: 416515-10-4)	(9.000)	55.679	501.11	(442.43)	58.68 S
10/4 10/6	Sale High Cost	HARTFORD FINANCIAL SVCS GRP @ 55.6168 55.61 BROKERAGE 0.01 CITIGROUP GLOBAL MKTS INC (ID: 416515-10-4)	(1.000)	55.60	55.60	(49.16)	6.44 S
10/4 10/6	Sale High Cost	HARTFORD FINANCIAL SVCS GRP @ 55.7009 222.80 BROKERAGE 0.06 VIRTU AMERICAS LLC (ID: 416515-10-4)	(4.000)	55.685	222.74	(177.52)	45.22 S
10/4 10/6	Sale High Cost	HARTFORD FINANCIAL SVCS GRP @ 55.7582 111.51 BROKERAGE 0.02 LIQUIDNET INC (ID: 416515-10-4)	(2.000)	55.745	111.49	(85.57)	25.92 S
10/4 10/6	Sale High Cost	ALEXION PHARMACEUTICALS INC @ 141.1925 282.38 BROKERAGE 0.03 MERRILL LYNCH PIERCE FENNER & SMIT (ID: 015351-10-9)	(2 000)	141.175	282.35	(239.77)	42.58 S
10/5 10/10	Sale High Cost	HARTFORD FINANCIAL SVCS GRP @ 55 7486 222.99 BROKERAGE 0.10 UBS SECURITIES LLC (ID: 416515-10-4)	(4.000)	55 723	222 89	(171.14)	51.75 S
10/6 10/11	Sale High Cost	HARTFORD FINANCIAL SVCS GRP @ 55.871 55.87 BROKERAGE 0.02 UBS SECURITIES LLC (ID: 416515-10-4)	(1.000)	55.85	55.85	(42.78)	13.07 S
10/9 10/11	Sale High Cost	HARTFORD FINANCIAL SVCS GRP @ 55.5814 166.74 BROKERAGE 0.07 UBS SECURITIES LLC (ID: 416515-10-4)	(3.000)	55.557	166 67	(128.35)	38.32 S
10/9 10/11	Sale High Cost	HARTFORD FINANCIAL SVCS GRP @ 55.6722 55.67 BROKERAGE 0.01 BLOOMBERG TRADEBOOK LLC (ID: 416515-10-4)	(1.000)	55.66	55 66	(42.79)	12.87 S

Trade Date / Settle Date	Type / Selection Method	Description	Quantity	Per Unit Amount	Proceeds	Average Cost	Realized Gain/Loss
Settled Sales/Maturities/Redemptions							
10/10 10/12	Sale High Cost	GENERAL ELECTRIC CO @ 23.7058 2,655 04 BROKERAGE 2.80 TAX &/OR SEC .06 ISI GROUP INC. (ID: 369604-10-3)	(112.000)	23.68	2,652.18	(3,473.20)	(748.96) L (72.06) S
10/27 10/31	Sale High Cost	AT&T INC @ 33.97 577.49 BROKERAGE 0.25 TAX &/OR SEC .01 SANFORD C. BERNSTEIN & CO.INC.(SCB (ID: 00206R-10-2)	(17.000)	33.955	577.23	(427.67)	149.56 L
10/27 10/31	Sale High Cost	AT&T INC @ 33.901 1,932.35 BROKERAGE 0.85 TAX &/OR SEC .04 UBS SECURITIES LLC (ID: 00206R-10-2)	(57.000)	33.885	1,931.46	(1,433.97)	497.49 L
10/30 11/1	Sale High Cost	AT&T INC @ 33.8468 1,793.88 BROKERAGE 0.79 TAX &/OR SEC .04 MORGAN STANLEY & CO. LLC (ID: 00206R-10-2)	(53.000)	33.831	1,793.05	(1,333.34)	459.71 L
10/30 11/1	Sale High Cost	AT&T INC @ 33.5727 1,544.34 BROKERAGE 0.69 TAX &/OR SEC .03 MORGAN STANLEY & CO. LLC (ID: 00206R-10-2)	(46.000)	33.557	1,543.62	(1,157.23)	386.39 L
11/9 11/10	Sale High Cost	AMG TIMESSQUARE MID CAP GROWTH FUND CL Z (ID: 00170K-74-5)	(1,935.172)	20.67	40,000.00	(18,834.70)	21,165.30 L
11/10 11/14	Sale High Cost	ANALOG DEVICES INC @ 89.6119 1,613.01 BROKERAGE 0.27 TAX &/OR SEC .03 JEFFERIES & COMPANY (ID: 032654-10-5)	(18.000)	89.595	1,612.71	(1,297.83)	314.88 S
11/10 11/14	Sale High Cost	BIOGEN INC @ 310.4435 2,173.10 BROKERAGE 0.10 TAX &/OR SEC .05 CREDIT SUISSE FIRST BOSTON LLC (ID: 09062X-10-3)	(7.000)	310.421	2,172.95	(1,903.63)	269.32 L
11/13 11/15	Sale High Cost	ANALOG DEVICES INC @ 89.6118 1,254.56 BROKERAGE 0.21 TAX &/OR SEC .02 MERRILL LYNCH PIERCE FENNER & SMIT (ID: 032654-10-5)	(14.000)	89.595	1,254.33	(927.70)	326.63 S
11/17 11/20	Sale High Cost	PIMCO FD PAC INV MGMT SERIES HIGH YIELD FD - INSTL (ID: 693390-84-1)	(3,658.494)	8.96	32,780.11	(31,024.03)	1,756.08 L

Trade Date / Settle Date	Type / Selection Method	Description	Quantity	Per Unit Amount	Proceeds	Average Cost	Realized Gain/Loss
Settled Sales/Maturities/Redemptions							
11/17 11/21	Sale High Cost	TJX COMPANIES INC @ 70.7242 2,616 79 BROKERAGE 0.55 TAX &/OR SEC .06 GOLDMAN SACHS & CO. (ID: 872540-10-9)	(37.000)	70.708	2,616 18	(2,828.15)	(49.53) L (162.44) S
11/17 11/21	Sale High Cost	TJX COMPANIES INC @ 70.8188 70.81 BROKERAGE 0.01 SJ LEVINSON & SONS LLC (ID: 872540-10-9)	(1.000)	70.80	70.80	(74.83)	(4.03) L
11/17 11/21	Sale High Cost	TJX COMPANIES INC @ 71.14 355.70 BROKERAGE 0.05 LIQUIDNET INC (ID: 872540-10-9)	(5.000)	71.13	355.65	(374.18)	(18.53) L
11/20 11/22	Sale High Cost	PNC FINANCIAL SERVICES GROUP @ 133.3108 3,199.45 BROKERAGE 0.36 TAX &/OR SEC .07 JEFFERIES & COMPANY (ID: 693475-10-5)	(24.000)	133.293	3,199.02	(3,058.96)	140.06 S
11/21 11/24	Sale High Cost	BLACKROCK INC @ 481.3357 1,444.00 BROKERAGE 0.04 TAX &/OR SEC .03 GOLDMAN SACHS & CO. (ID: 09247X-10-1)	(3.000)	481.31	1,443.93	(1,097.16)	346.77 L
12/5 12/7	Sale	GENERAL ELECTRIC CO @ 17.9647 4,742.68 BROKERAGE 3.96 TAX &/OR SEC .11 SANFORD C. BERNSTEIN & CO.INC.(SCB (ID: 369604-10-3)	(264.000)	17 949	4,738.61	(7,654.20)	(2,166.14) L (749 45) S
12/5 12/7	Sale	OCCIDENTAL PETROLEUM CORP @ 70.2267 10,534.01 BROKERAGE 2.25 TAX &/OR SEC .25 CITIGROUP GLOBAL MKTS INC (ID: 674599-10-5)	(150.000)	70.21	10,531.51	(11,065.05)	(533.54) L
12/5 12/7	Sale	ALLERGAN PLC @ 163.22 9,629.98 BROKERAGE 0.89 TAX &/OR SEC .22 SEI FINANCIAL SERVICES CO (ID: G0177J-10-8)	(59.000)	163.201	9,628.87	(12,748.76)	(3,119.89) S
12/5 12/7	Sale	ANADARKO PETROLEUM CORP @ 48.2301 3,231.41 BROKERAGE 1.00 TAX &/OR SEC .07 SEI FINANCIAL SERVICES CO (ID: 032511-10-7)	(67.000)	48.214	3,230.34	(3,980.44)	(750.10) S
12/5 12/7	Sale	BOSTON SCIENTIFIC CORP @ 25.19 680.14 BROKERAGE 0.41 TAX &/OR SEC .02 SEI FINANCIAL SERVICES CO (ID: 101137-10-7)	(27.000)	25 174	679.71	(713 48)	(33.77) S

Trade Date / Settle Date	Type / Selection Method	Description	Quantity	Per Unit Amount	Proceeds	Average Cost	Realized Gain/Loss
Settled Sales/Maturities/Redemptions							
12/5 12/7	Sale	CELGENE CORP @ 103.57 5,178 50 BROKERAGE 0.75 TAX &/OR SEC .12 SEI FINANCIAL SERVICES CO (ID: 151020-10-4)	(50.000)	103.553	5,177.63	(6,008.66)	(763.76) L (67.27) S
12/5 12/7	Sale	DISH NETWORK CORP-A @ 52.3001 4,445.51 BROKERAGE 1.28 TAX &/OR SEC .11 SEI FINANCIAL SERVICES CO (ID: 25470M-10-9)	(85.000)	52.284	4,444.12	(4,780.83)	(336.71) L
12/5 12/7	Sale	EOG RESOURCES INC @ 101.0101 7,575.76 BROKERAGE 1.13 TAX &/OR SEC .18 SEI FINANCIAL SERVICES CO (ID: 26875P-10-1)	(75.000)	100.993	7,574.45	(8,125.81)	(551.36) S
12/5 12/7	Sale	EQT CORP @ 59.4001 3,861.01 BROKERAGE 0.98 TAX &/OR SEC .09 SEI FINANCIAL SERVICES CO (ID: 26884L-10-9)	(65.000)	59.384	3,859.94	(4,526.93)	(666.99) S
12/5 12/7	Sale	GILEAD SCIENCES INC @ 73.262 3,150.27 BROKERAGE 0 65 TAX &/OR SEC .07 SEI FINANCIAL SERVICES CO (ID: 375558-10-3)	(43.000)	73 245	3,149.55	(3,402.38)	(252.83) L
12/5 12/7	Sale	THE KRAFT HEINZ CO @ 81.7301 5,067.27 BROKERAGE 0.93 TAX &/OR SEC .12 SEI FINANCIAL SERVICES CO (ID: 500754-10-6)	(62.000)	81.713	5,066.22	(5,522.41)	(456.19) S
12/5 12/7	Sale	MOLSON COORS BREWING CO -B @ 80.1701 5,371.40 BROKERAGE 1.01 TAX &/OR SEC .13 SEI FINANCIAL SERVICES CO (ID: 60871R-20-9)	(67.000)	80.153	5,370.26	(6,790.50)	(1,184.58) L (235.66) S
12/5 12/7	Sale	MONDELEZ INTERNATIONAL INC-A @ 43.09 2,671.58 BROKERAGE 0.93 TAX &/OR SEC .06 SEI FINANCIAL SERVICES CO (ID: 609207-10-5)	(62.000)	43.074	2,670.59	(2,833.70)	(163.11) S
12/5 12/7	Sale	PHILIP MORRIS INTERNATIONAL @ 104.8601 9,856.85 BROKERAGE 1.41 TAX &/OR SEC .23 SEI FINANCIAL SERVICES CO (ID: 718172-10-9)	(94.000)	104 843	9,855.21	(10,829.68)	(974.47) S

Trade Date / Settle Date	Type / Selection Method	Description	Quantity	Per Unit Amount	Proceeds	Average Cost	Realized Gain/Loss
Settled Sales/Maturities/Redemptions							
12/5 12/7	Sale	PIONEER NATURAL RESOURCES CO @ 156.32 8,128.64 BROKERAGE 0.78 TAX &/OR SEC .19 SEI FINANCIAL SERVICES CO (ID: 723787-10-7)	(52.000)	156.301	8,127.67	(9,698.13)	(1,428.47) L (141.99) S
12/5 12/7	Sale	WALGREENS BOOTS ALLIANCE INC @ 71.3501 2,497.26 BROKERAGE 0.53 TAX &/OR SEC .06 SEI FINANCIAL SERVICES CO (ID: 931427-10-8)	(35.000)	71.333	2,496.67	(2,884.53)	(387.86) S
12/5 12/7	Sale	MERCK & CO. INC. @ 56.2928 6,980.31 BROKERAGE 1.86 TAX &/OR SEC .16 MORGAN STANLEY & CO. LLC (ID: 58933Y-10-5)	(124.000)	56.277	6,978.29	(7,801.21)	(626.57) L (196.35) S
12/14 12/14	LT Capital Gain Distribution	JPMORGAN GROWTH ADVANTAG-R6 @ 0.807 PER SHARE (ID: 46640W-10-8)	13,999.719	0.807	11,301.97		
12/14 12/14	LT Capital Gain Distribution	INVESCO BAL-RSK ALLOC-R6 12/13/17 LONG TERM CAPITAL GAINS @ 0.350 PER SHARE AS OF 12/13/17 (ID: 00142R-53-9)	6,328.988	0.35	2,215.15		
12/18 12/18	LT Capital Gain Distribution	NEUBERGER BER MU/C OPP-INS 12/18/17 LONG TERM CAPITAL GAINS @ 1.839 PER SHARE (ID: 64122Q-30-9)	6,810.010	1.84	12,527.69		
12/21 12/21	LT Capital Gain Distribution	BROWN ADV JAPAN ALPHA OPP-IS 12/19/17 LONG TERM CAPITAL GAINS @ 0.970 PER SHARE AS OF 12/19/17 (ID: 115233-57-9)	6,778.099	0.97	6,577.67		
12/21 12/21	LT Capital Gain Distribution	DODGE & COX INCOME FD 12/20/17 LONG TERM CAPITAL GAINS @ 0.026 PER SHARE AS OF 12/20/17 (ID: 256210-10-5)	2,359.727	0.026	61.35		
12/22 12/22	LT Capital Gain Distribution	AQR LONG-SHORT EQUITY-R6 12/20/17 LONG TERM CAPITAL GAINS @ 0.439 PER SHARE AS OF 12/20/17 (ID: 00191K-50-0)	3,843.352	0.44	1,690.27		
12/26 12/26	Cash In Lieu	DELPHI TECHNOLOGIES PLC CASH IN LIEU OF FRACTIONAL SHARES (ID: G2709G-10-7)	0.333	53.213	17.72		17.72 L

Trade Date / Settle Date	Type / Selection Method	Description	Quantity	Per Unit Amount	Proceeds	Average Cost	Realized Gain/Loss
Settled Sales/Maturities/Redemptions							
12/26 12/26	LT Capital Gain Distribution	AMERICAN BEACON GLG TR-UTL 12/22/17 LONG TERM CAPITAL GAINS AS OF 12/22/17 (ID: 024525-17-2)	3,272.995		1.31		
12/28 12/28	LT Capital Gain Distribution	AMG TIMESSQUARE MID CAP GROWTH FUND CL Z 12/27/17 LONG TERM CAPITAL GAINS @ 2.453 PER SHARE AS OF 12/27/17 (ID: 00170K-74-5)	2,312.729	2.454	5,674.28		
12/28 12/28	LT Capital Gain Distribution	AMG MG PICTET INTL-Z 12/27/17 LONG TERM CAPITAL GAINS @ 0.180 PER SHARE AS OF 12/27/17 (ID: 00171C-40-3)	8,336.307	0.181	1,505.53		
Total Settled Sales/Maturities/Redemptions					**$982,082.39**	**($737,520.25)**	**$196,086.65 L** **$6,920.27 S**

Trade Date / Settle Date	Type	Description	Quantity	Per Unit Amount	Market Cost
Settled Securities Purchased					
1/23 1/26	Purchase	BRISTOL-MYERS SQUIBB CO @ 50.075 5,007.50 BROKERAGE 1.50 CITIGROUP GLOBAL MKTS INC (ID: 110122-10-8)	100.000	50.09	(5,009.00)
1/23 1/26	Purchase	ELI LILLY & CO @ 76.33 7,633 00 BROKERAGE 1 50 INVESTMENT TECHNOLOGY GROUP (ITG) (ID: 532457-10-8)	100.000	76.345	(7,634.50)
1/23 1/26	Purchase	UNION PACIFIC CORP @ 108.0086 3,780.30 BROKERAGE 0.53 INVESTMENT TECHNOLOGY GROUP (ITG) (ID: 907818-10-8)	35.000	108.024	(3,780.83)
1/23 1/26	Purchase	ALLERGAN PLC @ 215.46 10,773.00 BROKERAGE 0.75 SEI FINANCIAL SERVICES CO (ID: G0177J-10-8)	50.000	215.475	(10,773.75)

Trade Date / Settle Date	Type	Description	Quantity	Per Unit Amount	Market Cost
Settled Securities Purchased					
1/23 1/26	Purchase	JOHNSON CONTROLS INTERNATIONAL PLC @ 43.20 3,240.00 BROKERAGE 1.13 SEI FINANCIAL SERVICES CO (ID: G51502-10-5)	75.000	43.215	(3,241.13)
1/23 1/26	Purchase	THE KRAFT HEINZ CO @ 88.76 4,438.00 BROKERAGE 0.75 SEI FINANCIAL SERVICES CO (ID: 500754-10-6)	50.000	88.775	(4,438.75)
1/23 1/26	Purchase	APPLE INC @ 120.09 3,002.25 BROKERAGE 0.38 CITIGROUP GLOBAL MKTS INC (ID: 037833-10-0)	25.000	120.105	(3,002.63)
1/31 2/1	Purchase	AMG MANAGERS PICTET INTERNATIONAL FUND CLASS I (ID: 00171A-53-0)	8,329.108	9.55	(79,542.98)
3/9 3/10	Purchase	JPMORGAN INTERM T/F BND-I FUND 1374 JP MORGAN CHASE BANK AS SHAREHOLDER SERVICING AGENT @ 10.69 (ID: 4812A0-45-8)	1,392.523	10.69	(14,886.07)
3/9 3/10	Purchase	METROPOLITAN WEST FDS TOTAL RET CL I (ID: 592905-50-9)	266.152	10.46	(2,783.95)
3/9 3/14	Purchase	LOWE'S COS INC @ 81.36 4,068.00 BROKERAGE 0.75 CITIGROUP GLOBAL MKTS INC (ID: 548661-10-7)	50.000	81 375	(4,068.75)
3/9 3/14	Purchase	NORTHROP GRUMMAN CORP @ 243.99 3,659.85 BROKERAGE 0.23 CITIGROUP GLOBAL MKTS INC (ID: 666807-10-2)	15.000	244.005	(3,660.08)
3/9 3/14	Purchase	DU PONT (E.I.) DE NEMOURS @ 79.49 3,974.50 BROKERAGE 0.75 SEI FINANCIAL SERVICES CO (ID: 263534-10-9)	50.000	79.505	(3,975.25)
3/9 3/14	Purchase	ANADARKO PETROLEUM CORP @ 61.47 3,073.50 BROKERAGE 0.75 INVESTMENT TECHNOLOGY GROUP (ITG) (ID: 032511-10-7)	50.000	61.485	(3,074.25)
3/9 3/14	Purchase	BOSTON SCIENTIFIC CORP @ 24 5653 3,684 80 BROKERAGE 2.25 INVESTMENT TECHNOLOGY GROUP (ITG) (ID. 101137-10-7)	150.000	24.58	(3,687 05)

Trade Date / Settle Date	Type	Description	Quantity	Per Unit Amount	Market Cost
Settled Securities Purchased					
3/9 3/14	Purchase	NIKE INC -CL B @ 56.24 2,812.00 BROKERAGE 0.75 INVESTMENT TECHNOLOGY GROUP (ITG) (ID: 654106-10-3)	50.000	56.255	(2,812.75)
3/9 3/14	Purchase	APPLE INC @ 137.6976 10,327.32 BROKERAGE 1.13 MORGAN STANLEY & CO LLC (ID: 037833-10-0)	75.000	137.713	(10,328.45)
4/10 4/11	Purchase	JPM SHRT-INT MUNI BND-I FUND 3602 JP MORGAN CHASE BANK AS SHAREHOLDER SERVICING AGENT @ 10.55 (ID: 4812C2-39-5)	6,576.064	10.55	(69,377.47)
4/13 4/19	Purchase	CONCHO RESOURCES INC @ 132.83 3,320.75 BROKERAGE 0.38 CITIGROUP GLOBAL MKTS INC (ID: 20605P-10-1)	25.000	132.845	(3,321.13)
4/13 4/19	Purchase	INTERCONTINENTAL EXCHANGE IN @ 59.93 2,696.85 BROKERAGE 0.68 CITIGROUP GLOBAL MKTS INC (ID: 45866F-10-4)	45.000	59.945	(2,697.53)
4/13 4/19	Purchase	MICROCHIP TECHNOLOGY INC @ 72.38 1,809.50 BROKERAGE 0.38 CITIGROUP GLOBAL MKTS INC (ID: 595017-10-4)	25.000	72.395	(1,809.88)
4/13 4/19	Purchase	CITIGROUP INC @ 58.76 1,469.00 BROKERAGE 0.38 INVESTMENT TECHNOLOGY GROUP (ITG) (ID: 172967-42-4)	25.000	58.775	(1,469.38)
4/13 4/19	Purchase	GENERAL ELECTRIC CO @ 29.67 2,225.25 BROKERAGE 1.13 INVESTMENT TECHNOLOGY GROUP (ITG) (ID: 369604-10-3)	75.000	29.685	(2,226.38)
4/13 4/19	Purchase	DU PONT (E.I.) DE NEMOURS @ 77.7699 3,110.80 BROKERAGE 0.60 SEI FINANCIAL SERVICES CO (ID: 263534-10-9)	40.000	77.785	(3,111.40)
4/13 4/19	Purchase	ILLUMINA INC @ 172.75 2,591.25 BROKERAGE 0.23 SEI FINANCIAL SERVICES CO (ID: 452327-10-9)	15.000	172.765	(2,591.48)

Trade Date / Settle Date	Type	Description	Quantity	Per Unit Amount	Market Cost
Settled Securities Purchased					
4/13 4/19	Purchase	NORFOLK SOUTHERN CORP @ 112.1099 1,681.65 BROKERAGE 0.23 SEI FINANCIAL SERVICES CO (ID: 655844-10-8)	15.000	112.125	(1,681.88)
4/13 4/19	Purchase	O'REILLY AUTOMOTIVE INC @ 253.3999 2,534.00 BROKERAGE 0.15 SEI FINANCIAL SERVICES CO (ID: 67103H-10-7)	10.000	253.415	(2,534.15)
4/13 4/19	Purchase	PEPSICO INC @ 112.9099 2,822.75 BROKERAGE 0.38 SEI FINANCIAL SERVICES CO (ID: 713448-10-8)	25.000	112.925	(2,823.13)
4/13 4/19	Purchase	TJX COMPANIES INC @ 77.1899 1,929.75 BROKERAGE 0.38 SEI FINANCIAL SERVICES CO (ID: 872540-10-9)	25.000	77.205	(1,930.13)
4/13 4/19	Purchase	WALGREENS BOOTS ALLIANCE INC @ 82.40 2,884.00 BROKERAGE 0.53 SEI FINANCIAL SERVICES CO (ID: 931427-10-8)	35.000	82.415	(2,884.53)
4/13 4/19	Purchase	INGERSOLL-RAND PLC @ 82.30 2,880.50 BROKERAGE 0.53 INVESTMENT TECHNOLOGY GROUP (ITG) (ID: G47791-10-1)	35.000	82.315	(2,881.03)
4/13 4/19	Purchase	APPLE INC @ 141.65 4,249.50 BROKERAGE 0.45 INVESTMENT TECHNOLOGY GROUP (ITG) (ID: 037833-10-0)	30.000	141.665	(4,249.95)
4/13 4/19	Purchase	STARBUCKS CORP @ 57.59 4,319.25 BROKERAGE 1.13 INVESTMENT TECHNOLOGY GROUP (ITG) (ID: 855244-10-9)	75.000	57.605	(4,320.38)
4/13 4/20	Purchase	CHARTER COMMUNICATIONS INC-A @ 334.97 1,674.85 BROKERAGE 0.08 CITIGROUP GLOBAL MKTS INC (ID: 16119P-10-8)	5.000	334.986	(1,674.93)
5/9 5/12	Purchase	ISHARES MSCI EAFE INDEX FUND @ 64.88 12,976.00 BROKERAGE 5.00 FIRST NEW YORK SECURITIES LLC (ID: 464287-46-5)	200.000	64.905	(12,981.00)

Trade Date / Settle Date	Type	Description	Quantity	Per Unit Amount	Market Cost
Settled Securities Purchased					
5/9 5/12	Purchase	ISHARES MSCI EAFE INDEX FUND @ 64.9288 41,814.15 BROKERAGE 9.66 DEUTSCHE BANC ALEX BROWN INC (ID: 464287-46-5)	644.000	64.944	(41,823.81)
5/19 5/24	Purchase	WASTE CONNECTIONS INC @ 91.69 4,676.19 BROKERAGE 0.77 CITIGROUP GLOBAL MKTS INC (ID: 94106B-10-1)	51.000	91.705	(4,676.96)
5/19 5/24	Purchase	ALLERGAN PLC @ 219.43 1,974.87 BROKERAGE 0.14 INVESTMENT TECHNOLOGY GROUP (ITG) (ID: G0177J-10-8)	9.000	219.446	(1,975.01)
5/19 5/24	Purchase	AGILENT TECHNOLOGIES INC @ 56.16 3,931.20 BROKERAGE 1.05 INVESTMENT TECHNOLOGY GROUP (ITG) (ID: 00846U-10-1)	70.000	56.175	(3,932.25)
5/19 5/24	Purchase	ALPHABET INC/CA-CL A @ 955.21 955.21 BROKERAGE 0.02 INVESTMENT TECHNOLOGY GROUP (ITG) (ID: 02079K-30-5)	1.000	955.23	(955.23)
5/19 5/24	Purchase	ANADARKO PETROLEUM CORP @ 53.29 905.93 BROKERAGE 0.26 INVESTMENT TECHNOLOGY GROUP (ITG) (ID: 032511-10-7)	17.000	53.305	(906.19)
5/19 5/24	Purchase	BRISTOL-MYERS SQUIBB CO @ 54.00 2,538.00 BROKERAGE 0.71 INVESTMENT TECHNOLOGY GROUP (ITG) (ID: 110122-10-8)	47.000	54.015	(2,538.71)
5/19 5/24	Purchase	CELGENE CORP @ 116.99 584.95 BROKERAGE 0.08 INVESTMENT TECHNOLOGY GROUP (ITG) (ID: 151020-10-4)	5.000	117.006	(585.03)
5/19 5/24	Purchase	CITIGROUP INC @ 61.17 5,994.66 BROKERAGE 1.47 INVESTMENT TECHNOLOGY GROUP (ITG) (ID: 172967-42-4)	98.000	61.185	(5,996.13)

Trade Date / Settle Date	Type	Description	Quantity	Per Unit Amount	Market Cost
Settled Securities Purchased					
5/19 5/24	Purchase	GENERAL DYNAMICS CORP @ 195.94 1,175.64 BROKERAGE 0.09 INVESTMENT TECHNOLOGY GROUP (ITG) (ID: 369550-10-8)	6.000	195.955	(1,175.73)
5/19 5/24	Purchase	GENERAL ELECTRIC CO @ 28.02 28.02 BROKERAGE 0.02 INVESTMENT TECHNOLOGY GROUP (ITG) (ID: 369604-10-3)	1.000	28.04	(28.04)
5/19 5/24	Purchase	LOWE'S COS INC @ 84.51 1,267.65 BROKERAGE 0.23 INVESTMENT TECHNOLOGY GROUP (ITG) (ID: 548661-10-7)	15.000	84.525	(1,267.88)
5/19 5/24	Purchase	OCCIDENTAL PETROLEUM CORP @ 60.79 2,492.39 BROKERAGE 0.62 INVESTMENT TECHNOLOGY GROUP (ITG) (ID: 674599-10-5)	41.000	60.805	(2,493.01)
5/19 5/24	Purchase	UNION PACIFIC CORP @ 107.04 3,746.40 BROKERAGE 0.53 INVESTMENT TECHNOLOGY GROUP (ITG) (ID: 907818-10-8)	35.000	107.055	(3,746.93)
5/19 5/24	Purchase	VISA INC-CLASS A SHARES @ 92.44 1,294.16 BROKERAGE 0.21 INVESTMENT TECHNOLOGY GROUP (ITG) (ID: 92826C-83-9)	14.000	92.455	(1,294.37)
5/19 5/24	Purchase	ACCENTURE PLC-CL A @ 120.7899 2,657.38 BROKERAGE 0.33 SEI FINANCIAL SERVICES CO (ID: G1151C-10-1)	22.000	120.805	(2,657.71)
5/19 5/24	Purchase	INGERSOLL-RAND PLC @ 89.30 4,107.80 BROKERAGE 0.69 SEI FINANCIAL SERVICES CO (ID: G47791-10-1)	46.000	89.315	(4,108.49)
5/19 5/24	Purchase	AMERICAN INTERNATIONAL GROUP @ 61.44 614.40 BROKERAGE 0.15 SEI FINANCIAL SERVICES CO (ID: 026874-78-4)	10.000	61.455	(614.55)
5/19 5/24	Purchase	ANALOG DEVICES INC @ 81.2599 568.82 BROKERAGE 0.11 SEI FINANCIAL SERVICES CO (ID: 032654-10-5)	7.000	81.276	(568.93)

Trade Date / Settle Date	Type	Description	Quantity	Per Unit Amount	Market Cost
Settled Securities Purchased					
5/19 5/24	Purchase	APPLE INC @ 152.86 1,681.46 BROKERAGE 0.17 SEI FINANCIAL SERVICES CO (ID: 037833-10-0)	11.000	152.875	(1,681.63)
5/19 5/24	Purchase	EOG RESOURCES INC @ 93.8699 844.83 BROKERAGE 0.14 SEI FINANCIAL SERVICES CO (ID: 26875P-10-1)	9.000	93.886	(844.97)
5/19 5/24	Purchase	HUMANA INC @ 228.25 1,826.00 BROKERAGE 0.12 SEI FINANCIAL SERVICES CO (ID: 444859-10-2)	8.000	228.265	(1,826.12)
5/19 5/24	Purchase	MASTERCARD INC-CLASS A @ 117.38 1,173.80 BROKERAGE 0.15 SEI FINANCIAL SERVICES CO (ID: 57636Q-10-4)	10.000	117.395	(1,173.95)
5/19 5/24	Purchase	MONDELEZ INTERNATIONAL INC-A @ 45.6899 2,832.77 BROKERAGE 0.93 SEI FINANCIAL SERVICES CO (ID: 609207-10-5)	62.000	45.705	(2,833.70)
5/19 5/24	Purchase	O'REILLY AUTOMOTIVE INC @ 251 06 4,770.14 BROKERAGE 0.29 SEI FINANCIAL SERVICES CO (ID: 67103H-10-7)	19.000	251.075	(4,770.43)
5/19 5/24	Purchase	PEPSICO INC @ 113.5999 1,022.40 BROKERAGE 0.14 SEI FINANCIAL SERVICES CO (ID: 713448-10-8)	9.000	113.616	(1,022.54)
5/19 5/24	Purchase	PHILIP MORRIS INTERNATIONAL @ 114.65 7,452.25 BROKERAGE 0.98 SEI FINANCIAL SERVICES CO (ID: 718172-10-9)	65.000	114.665	(7,453.23)
5/19 5/24	Purchase	WELLS FARGO & CO @ 52.9999 2,332.00 BROKERAGE 0.66 SEI FINANCIAL SERVICES CO (ID: 949746-10-1)	44.000	53 015	(2,332.66)
5/19 5/24	Purchase	DELPHI AUTOMOTIVE PLC @ 86.12 3,703.16 BROKERAGE 0.65 CITIGROUP GLOBAL MKTS INC (ID: G27823-10-6)	43.000	86.135	(3,703.81)
5/19 5/24	Purchase	CHUBB LTD @ 138.20 1,105.60 BROKERAGE 0 12 CITIGROUP GLOBAL MKTS INC (ID: H1467J-10-4)	8.000	138 215	(1,105.72)

Trade Date / Settle Date	Type	Description	Quantity	Per Unit Amount	Market Cost
Settled Securities Purchased					
5/19 5/24	Purchase	BERKSHIRE HATHAWAY INC-CL B @ 163.26 5,224.32 BROKERAGE 0.48 CITIGROUP GLOBAL MKTS INC (ID: 084670-70-2)	32.000	163.275	(5,224.80)
5/19 5/24	Purchase	BOSTON SCIENTIFIC CORP @ 26.41 713.07 BROKERAGE 0.41 CITIGROUP GLOBAL MKTS INC (ID: 101137-10-7)	27.000	26.425	(713.48)
5/19 5/24	Purchase	CHARTER COMMUNICATIONS INC-A @ 316.16 632.32 BROKERAGE 0.03 CITIGROUP GLOBAL MKTS INC (ID: 16119P-10-8)	2.000	316.175	(632.35)
5/19 5/24	Purchase	CONCHO RESOURCES INC @ 132.62 2,254.54 BROKERAGE 0.26 CITIGROUP GLOBAL MKTS INC (ID: 20605P-10-1)	17.000	132.635	(2,254.80)
5/19 5/24	Purchase	DIAMONDBACK ENERGY INC @ 103.24 3,819.88 BROKERAGE 0.56 CITIGROUP GLOBAL MKTS INC (ID: 25278X-10-9)	37.000	103.255	(3,820.44)
5/19 5/24	Purchase	THE KRAFT HEINZ CO @ 90.29 1,083.48 BROKERAGE 0.18 CITIGROUP GLOBAL MKTS INC (ID: 500754-10-6)	12.000	90 305	(1,083.66)
5/19 5/24	Purchase	METLIFE INC @ 50.475 1,059.98 BROKERAGE 0.32 CITIGROUP GLOBAL MKTS INC (ID: 59156R-10-8)	21.000	50.49	(1,060.30)
5/19 5/24	Purchase	MICROCHIP TECHNOLOGY INC @ 80.04 2,081.04 BROKERAGE 0.39 CITIGROUP GLOBAL MKTS INC (ID: 595017-10-4)	26.000	80.055	(2,081.43)
5/19 5/24	Purchase	MOLSON COORS BREWING CO -B @ 94.00 1,598.00 BROKERAGE 0.26 CITIGROUP GLOBAL MKTS INC (ID: 60871R-20-9)	17 000	94 015	(1,598.26)
5/19 5/24	Purchase	PIONEER NATURAL RESOURCES CO @ 176.57 1,235.99 BROKERAGE 0.11 CITIGROUP GLOBAL MKTS INC (ID: 723787-10-7)	7.000	176.586	(1,236.10)

Trade Date Settle Date	Type	Description	Quantity	Per Unit Amount	Market Cost
Settled Securities Purchased					
5/19 5/24	Purchase	TJX COMPANIES INC @ 74.45 2,010.15 BROKERAGE 0.41 CITIGROUP GLOBAL MKTS INC (ID: 872540-10-9)	27.000	74.465	(2,010.56)
5/19 5/24	Purchase	TEXAS INSTRUMENTS INC @ 80.34 562.38 BROKERAGE 0.11 CITIGROUP GLOBAL MKTS INC (ID: 882508-10-4)	7.000	80.356	(562.49)
5/23 5/26	Purchase	HARTFORD FINANCIAL SVCS GRP @ 49.145 1,130.33 BROKERAGE 0.34 CITIGROUP GLOBAL MKTS INC (ID: 416515-10-4)	23.000	49.16	(1,130.67)
5/23 5/26	Purchase	KEYCORP @ 18.13 4,840.71 BROKERAGE 4.00 ABEL NOSER CORP (ID: 493267-10-8)	267.000	18.145	(4,844.71)
6/27 6/28	Purchase	AMERICAN BEACON GLG TR-UTL (ID: 024525-17-2)	3,272.995	10.85	(35,512.00)
6/27 6/28	Purchase	CRM LONG/SHORT OPPORTUNITIES FUND (ID: 12628J-88-1)	1,847.916	10.24	(18,922.66)
6/27 6/28	Purchase	AQR LONG-SHORT EQUITY-R6 (ID: 00191K-50-0)	1,226.516	13.86	(16,999.51)
6/27 6/30	Purchase	ISHARES CORE MSCI EAFE ETF @ 60.9608 111,680.19 BROKERAGE 27.48 MERRILL LYNCH PIERCE FENNER & SMIT (ID: 46432F-84-2)	1,832.000	60.976	(111,707.67)
6/27 6/30	Purchase	ISHARES CORE MSCI EAFE ETF @ 60.9404 30,470.20 BROKERAGE 12.50 FIRST NEW YORK SECURITIES LLC (ID: 46432F-84-2)	500.000	60.965	(30,482.70)
6/27 6/30	Purchase	SPDR S&P 500 ETF TRUST @ 242.2884 35,374.11 BROKERAGE 2.19 KNIGHT EQUITY MARKETS L.P. (ID: 78462F-10-3)	146.000	242.303	(35,376.30)
6/30 7/6	Purchase	FACEBOOK INC-A @ 150.98 150.98 BROKERAGE 0.01 JEFFERIES & COMPANY (ID: 30303M-10-2)	1.000	150.99	(150.99)
6/30 7/6	Purchase	WELLS FARGO & CO @ 55.4689 2,052.34 BROKERAGE 0.55 SJ LEVINSON & SONS LLC (ID: 949746-10-1)	37.000	55.484	(2,052.89)

Trade Date / Settle Date	Type	Description	Quantity	Per Unit Amount	Market Cost
Settled Securities Purchased					
6/30 7/6	Purchase	FACEBOOK INC-A @ 151.1164 1,057.81 BROKERAGE 0.10 BARCLAYS CAPITAL LE (ID: 30303M-10-2)	7.000	151.13	(1,057.91)
6/30 7/6	Purchase	FACEBOOK INC-A @ 150.8265 150.82 BROKERAGE 0.01 ACADEMY SECURITIES, INC. (ID: 30303M-10-2)	1.000	150.83	(150.83)
7/12 7/17	Purchase	PNC FINANCIAL SERVICES GROUP @ 126.975 126.97 BROKERAGE 0.01 KNIGHT EQUITY MARKETS L.P. (ID: 693475-10-5)	1.000	126.98	(126.98)
7/12 7/17	Purchase	PNC FINANCIAL SERVICES GROUP @ 126.9882 507.95 BROKERAGE 0.06 MORGAN STANLEY & CO. LLC (ID: 693475-10-5)	4.000	127.003	(508.01)
7/12 7/17	Purchase	LINCOLN NATIONAL CORP @ 70.35 281.40 BROKERAGE 0.04 CITIGROUP GLOBAL MKTS INC (ID: 534187-10-9)	4.000	70.36	(281.44)
7/12 7/17	Purchase	LINCOLN NATIONAL CORP @ 70.5784 1,270.41 BROKERAGE 0.27 SJ LEVINSON & SONS LLC (ID: 534187-10-9)	18.000	70.593	(1,270.68)
7/12 7/17	Purchase	LINCOLN NATIONAL CORP @ 70.5531 1,693.27 BROKERAGE 0.60 ISI GROUP INC. (ID: 534187-10-9)	24.000	70.578	(1,693.87)
7/13 7/18	Purchase	PNC FINANCIAL SERVICES GROUP @ 127.1613 381.48 BROKERAGE 0.04 CITIGROUP GLOBAL MKTS INC (ID: 693475-10-5)	3.000	127.173	(381.52)
7/13 7/18	Purchase	PNC FINANCIAL SERVICES GROUP @ 126.27 126.27 BROKERAGE 0.02 ISI GROUP INC. (ID: 693475-10-5)	1.000	126.29	(126.29)
7/13 7/18	Purchase	PNC FINANCIAL SERVICES GROUP @ 127.8639 383.59 BROKERAGE 0.07 UBS SECURITIES LLC (ID: 693475-10-5)	3.000	127.887	(383.66)
7/13 7/18	Purchase	PNC FINANCIAL SERVICES GROUP @ 127.7864 1,150.07 BROKERAGE 0.13 KNIGHT EQUITY MARKETS L.P. (ID: 693475-10-5)	9.000	127.80	(1,150.20)

Trade Date / Settle Date	Type	Description	Quantity	Per Unit Amount	Market Cost
Settled Securities Purchased					
7/13 7/18	Purchase	LINCOLN NATIONAL CORP @ 71.1154 640.03 BROKERAGE 0.13 DEUTSCHE BANC ALEX BROWN INC (ID: 534187-10-9)	9.000	71.129	(640.16)
7/13 7/18	Purchase	PNC FINANCIAL SERVICES GROUP @ 127.425 382.27 BROKERAGE 0.03 PENSERRA SECURITIES (ID: 693475-10-5)	3.000	127.433	(382.30)
8/1 8/4	Purchase	PHILIP MORRIS INTERNATIONAL @ 116.625 699.75 BROKERAGE 0.06 LIQUIDNET INC (ID: 718172-10-9)	6.000	116.635	(699.81)
8/1 8/4	Purchase	PHILIP MORRIS INTERNATIONAL @ 116.3609 2,676.30 BROKERAGE 0.34 BARCLAYS CAPITAL LE (ID: 718172-10-9)	23.000	116.376	(2,676.64)
8/14 8/17	Purchase	BERKSHIRE HATHAWAY INC-CL B @ 177.2793 2,127.35 BROKERAGE 0.18 CREDIT SUISSE FIRST BOSTON LLC (ID: 084670-70-2)	12.000	177.294	(2,127.53)
8/21 8/24	Purchase	METLIFE INC @ 46.6732 373.38 BROKERAGE 0.12 CREDIT SUISSE FIRST BOSTON LLC (ID. 59156R-10-8)	8.000	46.688	(373.50)
8/21 8/24	Purchase	CIGNA CORP @ 178.0605 1,246.42 BROKERAGE 0.10 MERRILL LYNCH PIERCE FENNER & SMIT (ID: 125509-10-9)	7.000	178.074	(1,246.52)
8/21 8/24	Purchase	CIGNA CORP @ 177.4187 2,129.02 BROKERAGE 0.18 UBS SECURITIES LLC (ID: 125509-10-9)	12.000	177.433	(2,129.20)
8/22 8/25	Purchase	METLIFE INC @ 46.7799 46.77 BROKERAGE 0.01 UBS SECURITIES LLC (ID: 59156R-10-8)	1.000	46.78	(46.78)
8/22 8/25	Purchase	METLIFE INC @ 46.875 93.75 BROKERAGE 0.02 LIQUIDNET INC (ID: 59156R-10-8)	2.000	46.885	(93.77)
8/22 8/25	Purchase	METLIFE INC @ 46.6686 46.66 BROKERAGE 0.01 UBS SECURITIES LLC (ID: 59156R-10-8)	1.000	46.67	(46.67)

Trade Date / Settle Date	Type	Description	Quantity	Per Unit Amount	Market Cost
Settled Securities Purchased					
8/22 8/25	Purchase	METLIFE INC @ 46.9986 281.99 BROKERAGE 0.06 LIQUIDNET INC (ID: 59156R-10-8)	6.000	47.008	(282.05)
8/22 8/25	Purchase	METLIFE INC @ 47.005 94.01 BROKERAGE 0.03 SJ LEVINSON & SONS LLC (ID: 59156R-10-8)	2.000	47.02	(94.04)
8/22 8/25	Purchase	METLIFE INC @ 47.0134 141.04 BROKERAGE 0.04 UBS SECURITIES LLC (ID: 59156R-10-8)	3.000	47.027	(141.08)
8/22 8/25	Purchase	METLIFE INC @ 47.144 330.00 BROKERAGE 0.17 UBS SECURITIES LLC (ID: 59156R-10-8)	7.000	47.167	(330.17)
8/23 8/28	Purchase	METLIFE INC @ 47.1635 94.32 BROKERAGE 0.02 INSTINET (ID: 59156R-10-8)	2.000	47.17	(94.34)
8/23 8/28	Purchase	METLIFE INC @ 47.1749 235.87 BROKERAGE 0.07 CITIGROUP GLOBAL MKTS INC (ID: 59156R-10-8)	5.000	47.188	(235.94)
8/24 8/29	Purchase	METLIFE INC @ 47.2857 94.57 BROKERAGE 0.03 CITIGROUP GLOBAL MKTS INC (ID: 59156R-10-8)	2.000	47.30	(94.60)
8/24 8/29	Purchase	METLIFE INC @ 47.3973 142.19 BROKERAGE 0.03 INSTINET (ID: 59156R-10-8)	3.000	47.407	(142.22)
8/24 8/29	Purchase	METLIFE INC @ 47.455 47.45 BROKERAGE 0.01 LIQUIDNET INC (ID: 59156R-10-8)	1.000	47.46	(47.46)
8/24 8/29	Purchase	METLIFE INC @ 47.5688 475.68 BROKERAGE 0.25 DEUTSCHE BANC ALEX BROWN INC (ID: 59156R-10-8)	10.000	47.593	(475.93)
8/24 8/29	Purchase	METLIFE INC @ 47.4639 94.92 BROKERAGE 0.02 PENSERRA SECURITIES (ID: 59156R-10-8)	2.000	47.47	(94.94)
8/25 8/30	Purchase	METLIFE INC @ 47.8648 143.59 BROKERAGE 0.04 CITIGROUP GLOBAL MKTS INC (ID: 59156R-10-8)	3.000	47.877	(143.63)
8/25 8/30	Purchase	METLIFE INC @ 48.0096 528.10 BROKERAGE 0.27 FRIEDMAN BILLINGS & RAMSEY (ID: 59156R-10-8)	11.000	48.034	(528.37)

Trade Date / Settle Date	Type	Description	Quantity	Per Unit Amount	Market Cost
Settled Securities Purchased					
8/28 8/31	Purchase	METLIFE INC @ 47.5916 380.73 BROKERAGE 0.12 CITIGROUP GLOBAL MKTS INC (ID: 59156R-10-8)	8.000	47.606	(380.85)
8/29 9/1	Purchase	METLIFE INC @ 46.6747 186.69 BROKERAGE 0.06 CITIGROUP GLOBAL MKTS INC (ID: 59156R-10-8)	4.000	46.688	(186.75)
9/22 9/26	Purchase	NORTHROP GRUMMAN CORP @ 281.3413 1,969.38 BROKERAGE 0.17 DEUTSCHE BANC ALEX BROWN INC (ID: 666807-10-2)	7.000	281.364	(1,969.55)
9/22 9/26	Purchase	VANTIV INC - CL A @ 72.0366 3,169.61 BROKERAGE 0.66 CREDIT SUISSE FIRST BOSTON LLC (ID: 92210H-10-5)	44.000	72.052	(3,170.27)
10/3 10/5	Purchase	MERCK & CO. INC. @ 64.443 1,546.63 BROKERAGE 0.36 SANFORD C. BERNSTEIN & CO.INC.(SCB (ID: 58933Y-10-5)	24.000	64.458	(1,546.99)
10/3 10/5	Purchase	NIKE INC -CL B @ 51.5152 2,163.63 BROKERAGE 0.63 CREDIT SUISSE FIRST BOSTON LLC (ID: 654106-10-3)	42.000	51.53	(2,164.26)
10/3 10/5	Purchase	NVIDIA CORP @ 179.1172 3,940.57 BROKERAGE 0.33 INSTINET (ID: 67066G-10-4)	22.000	179.132	(3,940.90)
10/10 10/12	Purchase	NORTHROP GRUMMAN CORP @ 293.2227 2,345.78 BROKERAGE 0.12 MERRILL LYNCH PIERCE FENNER & SMIT (ID: 666807-10-2)	8.000	293.238	(2,345.90)
10/10 10/12	Purchase	NORTHROP GRUMMAN CORP @ 293.01 879.03 BROKERAGE 0.03 BARCLAYS CAPITAL LE (ID: 666807-10-2)	3.000	293.02	(879.06)
10/27 10/31	Purchase	DOLLAR TREE INC @ 91.7986 734.38 BROKERAGE 0.12 GOLDMAN SACHS & CO. (ID: 256746-10-8)	8.000	91.813	(734.50)
10/27 10/31	Purchase	DOLLAR TREE INC @ 92.6917 1,946.52 BROKERAGE 0.31 CREDIT SUISSE FIRST BOSTON LLC (ID: 256746-10-8)	21.000	92.706	(1,946.83)

Trade Date / Settle Date	Type	Description	Quantity	Per Unit Amount	Market Cost
Settled Securities Purchased					
10/27 10/31	Purchase	DOLLAR TREE INC @ 91.64 91.64 BROKERAGE 0.01 BARCLAYS CAPITAL LE (ID: 256746-10-8)	1.000	91.65	(91.65)
10/30 11/1	Purchase	DOLLAR TREE INC @ 91.99 367.96 BROKERAGE 0.04 INSTINET (ID: 256746-10-8)	4.000	92.00	(368.00)
10/30 11/1	Purchase	DOLLAR TREE INC @ 91.7958 367.18 BROKERAGE 0.10 CREDIT SUISSE FIRST BOSTON LLC (ID: 256746-10-8)	4.000	91.82	(367.28)
10/30 11/1	Purchase	DOLLAR TREE INC @ 92.0541 460.27 BROKERAGE 0.05 KEEFE BRUYETTE & WOODS INC (ID: 256746-10-8)	5.000	92.064	(460.32)
10/30 11/1	Purchase	DOLLAR TREE INC @ 91.3243 730.59 BROKERAGE 0.12 GOLDMAN SACHS & CO. (ID: 256746-10-8)	8.000	91.339	(730.71)
10/30 11/1	Purchase	DOLLAR TREE INC @ 91.4393 365.75 BROKERAGE 0.04 KEEFE BRUYETTE & WOODS INC (ID: 256746-10-8)	4.000	91.448	(365.79)
10/30 11/1	Purchase	DOLLAR TREE INC @ 91.405 182.81 BROKERAGE 0.02 INSTINET (ID: 256746-10-8)	2.000	91.415	(182.83)
11/10 11/14	Purchase	ZIMMER HOLDINGS INC @ 110.5722 774.00 BROKERAGE 0.10 SJ LEVINSON & SONS LLC (ID: 98956P-10-2)	7.000	110.586	(774.10)
11/10 11/14	Purchase	ZIMMER HOLDINGS INC @ 110.7033 2,435.47 BROKERAGE 0.33 UBS SECURITIES LLC (ID: 98956P-10-2)	22.000	110.718	(2,435.80)
11/13 11/15	Purchase	ZIMMER HOLDINGS INC @ 110.4085 220.81 BROKERAGE 0.03 UBS SECURITIES LLC (ID: 98956P-10-2)	2.000	110.42	(220.84)
11/13 11/15	Purchase	ZIMMER HOLDINGS INC @ 110.6954 221.39 BROKERAGE 0.03 UBS SECURITIES LLC (ID: 98956P-10-2)	2.000	110.71	(221.42)
11/13 11/15	Purchase	ZIMMER HOLDINGS INC @ 110.5174 110.51 BROKERAGE 0.01 SJ LEVINSON & SONS LLC (ID: 98956P-10-2)	1.000	110.52	(110.52)
11/13 11/15	Purchase	ZIMMER HOLDINGS INC @ 111.06 333.18 BROKERAGE 0.04 JEFFERIES & COMPANY (ID: 98956P-10-2)	3.000	111.073	(333.22)

Trade Date / Settle Date	Type	Description	Quantity	Per Unit Amount	Market Cost
Settled Securities Purchased					
11/13 11/15	Purchase	ZIMMER HOLDINGS INC @ 111.1597 111.15 BROKERAGE 0.01 UBS SECURITIES LLC (ID: 98956P-10-2)	1.000	111.16	(111.16)
11/14 11/16	Purchase	ZIMMER HOLDINGS INC @ 112.1802 224.36 BROKERAGE 0.03 MERRILL LYNCH PIERCE FENNER & SMIT (ID: 98956P-10-2)	2.000	112.195	(224.39)
11/14 11/16	Purchase	ZIMMER HOLDINGS INC @ 111.3725 111.37 BROKERAGE 0.01 SJ LEVINSON & SONS LLC (ID: 98956P-10-2)	1.000	111.38	(111.38)
11/15 11/17	Purchase	ZIMMER HOLDINGS INC @ 111.2442 222.48 BROKERAGE 0.03 SJ LEVINSON & SONS LLC (ID: 98956P-10-2)	2.000	111.255	(222.51)
11/15 11/17	Purchase	ZIMMER HOLDINGS INC @ 111.4388 111.43 BROKERAGE 0.01 BARCLAYS CAPITAL LE (ID: 98956P-10-2)	1.000	111.44	(111.44)
11/17 11/20	Purchase	DODGE & COX INCOME FD (ID: 256210-10-5)	2,359.727	13.82	(32,611.43)
11/20 11/22	Purchase	TWENTY-FIRST CENTURY FOX-A @ 30.6771 1,779.27 BROKERAGE 0.87 JEFFERIES & COMPANY (ID: 90130A-10-1)	58.000	30.692	(1,780.14)
11/20 11/22	Purchase	WELLS FARGO & CO @ 54.0551 1,729.76 BROKERAGE 0.48 JEFFERIES & COMPANY (ID: 949746-10-1)	32.000	54.07	(1,730.24)
11/20 11/22	Purchase	ZIMMER HOLDINGS INC @ 112.1694 1,570.37 BROKERAGE 0.21 JEFFERIES & COMPANY (ID: 98956P-10-2)	14.000	112.184	(1,570.58)
11/21 11/24	Purchase	NORFOLK SOUTHERN CORP @ 128.945 1,031.56 BROKERAGE 0.12 SJ LEVINSON & SONS LLC (ID: 655844-10-8)	8.000	128.96	(1,031.68)
11/21 11/24	Purchase	NORFOLK SOUTHERN CORP @ 129.10 516.40 BROKERAGE 0.06 SANFORD C. BERNSTEIN & CO.INC.(SCB (ID: 655844-10-8)	4.000	129 115	(516.46)

Trade Date / Settle Date	Type	Description	Quantity	Per Unit Amount	Market Cost
Settled Securities Purchased					
11/21 11/24	Purchase	INTL BUSINESS MACHINES CORP @ 151.9385 4,862.03 BROKERAGE 0.48 MERRILL LYNCH PIERCE FENNER & SMIT (ID: 459200-10-1)	32.000	151.953	(4,862.51)
11/21 11/27	Purchase	NORFOLK SOUTHERN CORP @ 128.8472 644.23 BROKERAGE 0.07 UBS SECURITIES LLC (ID: 655844-10-8)	5.000	128.86	(644.30)
12/5 12/7	Purchase	SPDR S&P 500 ETF TRUST @ 264.4365 93,610.52 BROKERAGE 5.31 UBS SECURITIES LLC (ID: 78462F-10-3)	354.000	264.452	(93,615.83)
Total Settled Securities Purchased					**($866,189.85)**

COST ADJUSTMENTS

Settle Date	Type	Description	Quantity	Cost Basis Adjustments	Currency Gain/Loss USD
2/7	Cost Basis Adj	BIOGEN INC COST BASIS ADJUSTMENT DUE TO A SPINOFF ALLOCATION (ID: 09062X-10-3)	15.000	(357.81)	
2/7	Cost Basis Adj	BIOVERATIV INC COST BASIS ADJUSTMENT DUE TO A SPINOFF ALLOCATION (ID: 09075E-10-0)	15.000	357.81	
2/15	Cost Basis Adj	MONDELEZ INTERNATIONAL INC-A RETURN OF CAPITAL ADJUSTMENT FOR 2016 DIVIDENDS (ID: 609207-10-5)	150.000	(28.50)	
2/23	Cost Basis Adj	BIOVERATIV INC COST BASIS ADJUSTMENT DUE TO A SPINOFF ALLOCATION (ID: 09075E-10-0)	15.000	(14.63)	
2/23	Cost Basis Adj	BIOGEN INC COST BASIS ADJUSTMENT DUE TO A SPINOFF ALLOCATION (ID: 09062X-10-3)	15.000	14.63	
12/7	Cost Basis Adj	DELPHI AUTOMOTIVE PLC COST BASIS ADJUSTMENT DUE TO A SPINOFF ALLOCATION (ID: G27823-10-6)	43.000	(609.19)	

COST ADJUSTMENTS

Settle Date	Type	Description	Quantity	Cost Basis Adjustments	Currency Gain/Loss USD
12/7	Cost Basis Adj	DELPHI TECHNOLOGIES PLC-W/I COST BASIS ADJUSTMENT DUE TO A SPINOFF ALLOCATION (ID: G2709G-10-7)	43.000	609.19	
Total Cost Adjustments				**($28.50)**	**$0.00**

(4)

Account Summary

PRINCIPAL

Asset Allocation	Beginning Market Value	Ending Market Value	Change In Value	Estimated Annual Income	Current Allocation
Equity	967,832.67	1,108,516.07	140,683.40	18,805.18	59%
Alternative Assets	165,039.43	176,443.78	11,404.35	736.45	9%
Cash & Fixed Income	581,736.25	592,658.15	10,921.90	16,341.70	32%
Market Value	**$1,714,608.35**	**$1,877,618.00**	**$163,009.65**	**$35,883.33**	**100%**

Asset Allocation

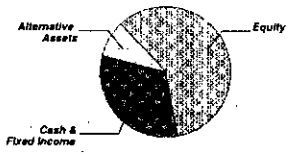

INCOME

Cash Position	Beginning Market Value	Ending Market Value	Change In Value
Cash Balance	565.21	1,408.77	843.56
Accruals	1,688.63	1,878.16	189.53
Market Value	**$2,253.84**	**$3,286.93**	**$1,033.09**

* **J.P. Morgan Managed** includes mutual funds, other registered funds and hedge funds managed by J.P. Morgan and structured products issued by J.P. Morgan. **Third-Party Managed & Other** includes mutual funds, exchange traded funds, hedge funds, and separately managed accounts managed by parties other than J.P. Morgan; separately managed accounts managed by J.P. Morgan where a party other than J.P. Morgan is the appointed investment advisor; structured products and exchange traded notes issued by parties other than J.P. Morgan; investment conduits investing in non-J.P. Morgan managed hedge funds, where J.P. Morgan is solely administrator to the conduit; and other investments not managed or issued by J.P. Morgan. **J.P. Morgan Cash & Liquidity Funds** includes cash, J.P. Morgan deposit sweeps and J.P. Morgan money market mutual funds. See important information about investment principles and conflicts in the disclosures section.

Manager Allocation *

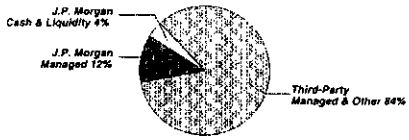

Account Summary CONTINUED

Portfolio Activity	PRINCIPAL Current Period Value	PRINCIPAL Year-to-Date Value	INCOME Current Period Value	INCOME Year-to-Date Value
Beginning Market Value	1,714,608.35	1,714,608.35	565.21	565.21
Additions	27,109.62	27,109.62		
Withdrawals & Fees	(67,198.90)	(67,198.90)	(40,943.40)	(40,943.40)
Net Additions/Withdrawals	**($40,089.28)**	**($40,089.28)**	**($40,943.40)**	**($40,943.40)**
Income			41,786.96	41,786.96
Change In Investment Value	203,098.93	203,098.93		
Ending Market Value	**$1,877,618.00**	**$1,877,618.00**	**$1,408.77**	**$1,408.77**
Accruals	--	--	1,878.16	1,878.16
Market Value with Accruals	--	--	**$3,286.93**	**$3,286.93**

Tax Summary	Current Period Value	Year-to-Date Value
Domestic Dividends/Distributions	36,663.14	36,663.14
Interest Income	555.13	555.13
Taxable Income	**$37,218.27**	**$37,218.27**
Tax-Exempt Income	4,568.69	4,568.69
Tax-Exempt Income	**$4,568.69**	**$4,568.69**

	Current Period Value	Year-to-Date Value
LT Capital Gain Distributions	20,975.08	20,975.08
Net Realized Gain/Loss	37,647.92	37,647.92
Realized Gain/Loss	**$58,623.00**	**$58,623.00**

	To-Date Value
Unrealized Gain/Loss	**$414,619.58**

Account Summary CONTINUED

Cost Summary	Cost
Equity	700,559.48
Cash & Fixed Income	590,323.58
Total	**$1,290,883.06**

Equity Summary

Asset Categories	Beginning Market Value	Ending Market Value	Change In Value	Current Allocation
US Large Cap Equity	476,016.97	571,447.53	95,430.56	30%
US Mid Cap Equity	86,122.38	0.00	(86,122.38)	
EAFE Equity	255,572.75	390,819.26	135,246.51	21%
Japanese Large Cap Equity	44,483.70	19,564.04	(24,919.66)	1%
Global Equity	105,636.87	126,685.24	21,048.37	7%
Total Value	**$967,832.67**	**$1,108,516.07**	**$140,683.40**	**59%**

Asset Categories



Equity as a percentage of your portfolio - 59 %

Market Value/Cost	Current Period Value
Market Value	1,108,516.07
Average Cost	700,559.48
Unrealized Gain/Loss	407,956.59
Estimated Annual Income	18,805.18
Accrued Dividends	1,810.79
Yield	1.69%

Equity Detail

	Price	Quantity	Value	Adjusted Average Cost	Unrealized Gain/Loss	Est. Annual Inc. / Accrued Div.	Yield
US Large Cap Equity							
CULLEN HIGH DIVIDEND EQ-I 230001-40-6 CHDV X	18.42	4,026.703	74,171.87	39,059.02	35,112.85	1,654.97	2.23%

	Price	Quantity	Value	Adjusted Average Cost	Unrealized Gain/Loss	Est. Annual Inc. / Accrued Div.	Yield
US Large Cap Equity							
HARTFORD CAPITAL APPREC FD CL - F 41664T-71-9 HCAF X	37.65	2,189.400	82,430.91	62,881.70	19,549.21		
JPMORGAN LARGE CAP GROW-R6 48121L-84-1 JLGM X	38.85	1,473.677	57,252.35	31,900.00	25,352.35		
SPDR S&P 500 ETF TRUST 78462F-10-3 SPY	266.86	1,340.000	357,592.40	162,493.01	195,099.39	6,434.68 1,810.79	1.80%
Total US Large Cap Equity			**$571,447.53**	**$296,333.73**	**$275,113.80**	**$8,089.65** **$1,810.79**	**1.42%**
EAFE Equity							
ARTISAN INTL VALUE FD-INS 04314H-85-7 APHK X	38.73	714.332	27,666.08	16,722.94	10,943.14	364.30	1.32%
ISHARES CORE MSCI EAFE ETF 46432F-84-2 IEFA	66.09	562.000	37,142.58	34,414.57	2,728.01	953.15	2.57%
ISHARES MSCI EAFE INDEX FUND 464287-46-5 EFA	70.31	1,648.000	115,870.88	99,860.91	16,009.97	2,972.99	2.57%
MFS INTL VALUE-R6 552746-34-9 MINJ X	43.29	2,674.742	115,789.58	65,000.00	50,789.58	2,056.87	1.78%
T ROWE PR OVERSEAS STOCK-I 77956H-43-5 TROI X	11.28	8,364.374	94,350.14	69,900.00	24,450.14	1,840.16	1.95%
Total EAFE Equity			**$390,819.26**	**$285,898.42**	**$104,920.84**	**$8,187.47**	**2.10%**

	Price	Quantity	Value	Adjusted Average Cost	Unrealized Gain/Loss	Est. Annual Inc. / Accrued Div.	Yield
Japanese Large Cap Equity							
BROWN ADV JAPAN ALPHA OPP-IS 115233-57-9 BAFJ X	11.45	1,708.650	19,564.04	16,539.73	3,024.31		
Global Equity							
JPMORGAN GL RES ENH IDX-R6 48129C-20-7 JEIY X	22.45	5,642.995	126,685.24	101,787.60	24,897.64	2,528.06	2.00%

Alternative Assets Summary

Asset Categories	Beginning Estimated Value	Ending Estimated Value	Change in Value	Current Allocation
Hedge Funds	165,039.43	176,443.78	11,404.35	9%

Alternative Assets Detail

	Price	Quantity	Estimated Value	Cost
Hedge Funds				
AQR MANAGED FUTURES STR-R6 00191K-60-9 AQMR X	9.24	4,089.537	37,787.32	36,601.36
CHILTON STRATEGIC EUROPEAN EQUITIES FD 00771X-43-5 CHEU X	10.83	1,684.927	18,247.76	16,849.27
DIAMOND HILL LONG/SHORT-I 25264S-83-3 DHLS X	26.39	1,297.135	34,231.39	31,092.33
GOLDMAN SACHS STRAT INC-INST 38145C-64-6 GSZI X	9.49	5,388.059	51,132.68	50,971 04
JOHN HAN II-ABS RET CURR-R6 41015K-71-4 JCUR X	9.68	3,620.313	35,044.63	36,601.36
Total Hedge Funds			**$176,443.78**	**$172,115.36**

Cash & Fixed Income Summary

Asset Categories	Beginning Market Value	Ending Market Value	Change In Value	Current Allocation
Cash	78,827.54	85,087.84	6,260.30	5%
US Fixed Income	419,779.19	435,919.87	16,140.68	23%
Non-US Fixed Income	32,815.17	34,390.58	1,575.41	2%
Global Fixed Income	50,314.35	37,259.86	(13,054.49)	2%
Total Value	**$581,736.25**	**$592,658.15**	**$10,921.90**	**32%**

Asset Categories

Cash & Fixed Income as a percentage of your portfolio - 32 %

Market Value/Cost	Current Period Value
Market Value	592,658.15
Average Cost	590,323.58
Unrealized Gain/Loss	2,334.57
Estimated Annual Income	16,341.70
Accrued Interest	67.37
Yield	2.75%

SUMMARY BY MATURITY

Cash & Fixed Income	Market Value	% of Cash & Fixed Income
0-6 months[1]	592,658.15	100%

[1] The years indicate the number of years until the bond is scheduled to mature based on the statement end date. Some bonds may be called, or paid in full, before their stated maturity.

SUMMARY BY TYPE

Cash & Fixed Income	Market Value	% of Cash & Fixed Income
Cash	85,087.84	14%
Mutual Funds	234,307.16	39%
Other	273,263.15	47%
Total Value	**$592,658.15**	**100%**

Note: [1] This is the Annual Percentage Yield (APY) which is the rate earned if balances remain on deposit for a full year with compounding, there is no change in the interest rate and all interest is left in the account.

Cash & Fixed Income Detail

	Price	Quantity	Value	Average Cost	Unrealized Gain/Loss	Est. Annual Income / Accrued Interest	Yield
Cash							
US DOLLAR PRINCIPAL	1.00	85,087.84	85,087.84	85,087.84		855.13 67.37	1.01% [1]
US Fixed Income							
DODGE & COX INCOME FD 256210-10-5	13.76	3,260.82	44,868.86	44,726.21	142.65	1,239.11	2.76%
VANGUARD SHORT-TERM TIPS 922020-80-5	48.82	693.00	33,832.26	34,029.63	(197.37)	513.51	1.52%
JPM SHRT-INT MUNI BND-I FUND 3602 4812C2-39-5	10.55	5,126.48	54,084.37	54,308.82	(224.45)	794.60	1.47%
DOUBLELINE TOTL RET BND-I 258620-10-3	10.63	4,197.20	44,616.26	45,892.35	(1,276.09)	1,645.30	3.69%
PIMCO FD PAC INV MGMT SERIES HIGH YIELD FD - INSTL 693390-84-1	8.96	6,210.05	55,642.04	52,847.52	2,794.52	2,862.83	5.15%
BLACKROCK NATIONAL MUNI-BR 09253C-74-4	10.95	3,282.11	35,939.14	35,414.00	525.14	1,148.73	3.20%
T ROWE PR SUMM MUNI INT 77957N-20-9	11.88	12,529.38	148,849.06	147,972.00	877.06	3,746.28	2.52%

	Price	Quantity	Value	Average Cost	Unrealized Gain/Loss	Est. Annual Income / Accrued Interest	Yield
US Fixed Income							
LORD ABBETT SHRT DUR INC-F3 54401E-14-3	4.25	4,255.97	18,087.88	18,513.97	(426.09)	706.49	3.91%
Total US Fixed Income			**$435,919.87**	**$433,704.50**	**$2,215.37**	**$12,656.85**	**2.91%**
Non-US Fixed Income							
MFS EMERGING MKTS DEBT FD R6 552746-36-4	15.09	2,279.03	34,390.58	34,231.00	159.58	1,558.85	4.53%
Global Fixed Income							
JOHN HANCOCKINC FD - R6 410227-81-3	6.45	5,776.72	37,259.86	37,300.24	(40.38)	1,270.87	3.41%

Portfolio Activity Summary

Transactions	PRINCIPAL Current Period Value	PRINCIPAL Year-To-Date Value*	INCOME Current Period Value	INCOME Year-To-Date Value*
Beginning Cash Balance	78,827.54	--	565.21	--
INFLOWS				
Income			41,786.96	41,786.96
Contributions	27,109.62	27,109.62		
Total Inflows	$27,109.62	$27,109.62	$41,786.96	$41,786.96
OUTFLOWS **				
Withdrawals	(51,510.80)	(51,510.80)	(26,945.62)	(26,945.62)
Fees & Commissions	(13,997.10)	(13,997.10)	(13,997.78)	(13,997.78)
Tax Payments	(1,691.00)	(1,691.00)		
Total Outflows	($67,198.90)	($67,198.90)	($40,943.40)	($40,943.40)
TRADE ACTIVITY				
Settled Sales/Maturities/Redemptions	467,199.47	467,199.47		
Settled Securities Purchased	(420,849.89)	(420,849.89)		
Total Trade Activity	$46,349.58	$46,349.58	$0.00	$0.00
Ending Cash Balance	$85,087.84	--	$1,408.77	--

* Year to date information is calculated on a calendar year basis.
** Your account's standing instructions use a HIGH COST method for relieving assets from your position

Portfolio Activity Detail

INFLOWS & OUTFLOWS

Settle Date	Type / Selection Method	Description	Quantity / Cost	Per Unit Amount	PRINCIPAL Amount	INCOME Amount
1/3	Interest Income	DEPOSIT SWEEP INTEREST FOR 12/01/16 - 12/31/16 @ .33% RATE ON AVG COLLECTED BALANCE OF $77,802.12 AS OF 01/01/17				22.15
1/3	Div Domest	CULLEN HIGH DIVIDEND EQ-I 12/29/16 INCOME DIVIDEND @ 0.030 PER SHARE AS OF 12/29/16 (ID: 230001-40-6)	4,026.703	0.031		124.75
1/3	Div Domest	VANGUARD INTM TRM INV G-ADM 01/03/17 INCOME DIVIDEND (ID: 922031-81-0)	3,408.294	0.022		76.16
1/4	Div Domest	DOUBLELINE TOTL RET BND-I 12/30/16 INCOME DIVIDEND @ 0.034 PER SHARE AS OF 12/30/16 (ID: 258620-10-3)	3,158.242	0.035		109.22
1/4	Div Domest	GOLDMAN SACHS STRAT INC-INST 12/30/16 INCOME DIVIDEND AS OF 12/30/16 (ID: 38145C-64-6)	5,388.059	0.006		32.73
1/4	Div Domest	JOHN HANCOCK INCOME FD-I 12/30/16 INCOME DIVIDEND AS OF 12/30/16 (ID: 410227-83-9)	7,886.261	0.017		136.71
1/4	Div Domest	LORD ABBETT INVT TR LT DU USGVSP Y 12/30/16 INCOME DIVIDEND AS OF 12/30/16 (ID: 543916-68-8)	7,829.652	0.014		112.00
1/4	Div Domest	MFS EMERGING MKTS DEBT FD-I 12/30/16 INCOME DIVIDEND AS OF 12/30/16 (ID 55273E-64-0)	2,283.589	0.055		125.24
1/4	Div Domest	PIMCO FD PAC INV MGMT SERIES HIGH YIELD FD - INSTL 12/30/16 INCOME DIVIDEND AS OF 12/30/16 (ID: 693390-84-1)	9,982.577	0.042		423.33
1/17	Fees & Commissions	JPMORGAN CHASE TRUST FEE FOR THE PERIOD 12-17-2016 TO 01-16-2017 ON ADJUSTED MV $1,635,780.81 INC $512.42 PRINC $512.41				(512.42)

INFLOWS & OUTFLOWS

Settle Date	Type / Selection Method	Description	Quantity / Cost	Per Unit Amount	PRINCIPAL Amount	INCOME Amount
1/17	Fees & Commissions	JPMORGAN CHASE TRUST FEE FOR THE PERIOD 12-17-2016 TO 01-16-2017 ON ADJUSTED MV $1,635,780.81 INC $512.42 PRINC $512 41			(512.41)	
1/30	Tax-Exempt Income	JPMORGAN INTERM T/F BND-I FUND 1374 @ 0.02299 PER SHARE (ID: 4812A0-45-8)	13,726.620	0.023		315.57
1/31	Div Domest	SPDR S&P 500 ETF TRUST @ 1.32893 PER SHARE (ID: 78462F-10-3)	1,254.000	1 329		1,666.48
2/1	Interest Income	DEPOSIT SWEEP INTEREST FOR 01/01/17 - 01/31/17 @ .40% RATE ON AVG COLLECTED BALANCE OF $82,024.84 AS OF 02/01/17				27.77
2/1	Div Domest	CULLEN HIGH DIVIDEND EQ-I 01/30/17 INCOME DIVIDEND @ 0.009 PER SHARE AS OF 01/30/17 (ID: 230001-40-6)	4,026.703	0.01		39.18
2/1	Div Domest	VANGUARD INTM TRM INV G-ADM 02/01/17 INCOME DIVIDEND (ID: 922031-81-0)	3,408.294	0.022		75.68
2/2	Div Domest	DOUBLELINE TOTL RET BND-I 01/31/17 INCOME DIVIDEND @ 0.034 PER SHARE AS OF 01/31/17 (ID: 258620-10-3)	3,158.242	0.034		108 71
2/2	Div Domest	GOLDMAN SACHS STRAT INC-INST 01/31/17 INCOME DIVIDEND AS OF 01/31/17 (ID: 38145C-64-6)	5,388.059	0.014		77.28
2/2	Div Domest	JOHN HANCOCK INCOME FD-I 01/31/17 INCOME DIVIDEND AS OF 01/31/17 (ID: 410227-83-9)	7,886.261	0.017		136 56
2/2	Div Domest	LORD ABBETT INVT TR LT DU USGVSP Y 01/31/17 INCOME DIVIDEND AS OF 01/31/17 (ID: 543916-68-8)	7,829.652	0.014		112 37
2/2	Div Domest	MFS EMERGING MKTS DEBT FD-I 02/01/17 INCOME DIVIDEND AS OF 02/01/17 (ID: 55273E-64-0)	2,283.589	0.053		120.65

INFLOWS & OUTFLOWS

Settle Date	Type / Selection Method	Description	Quantity / Cost	Per Unit Amount	PRINCIPAL Amount	INCOME Amount
2/2	Div Domest	PIMCO FD PAC INV MGMT SERIES HIGH YIELD FD - INSTL 01/31/17 INCOME DIVIDEND AS OF 01/31/17 (ID: 693390-84-1)	9,982.577	0.037		368.74
2/16	Fees & Commissions	JPMORGAN CHASE TRUST FEE FOR THE PERIOD 01-17-2017 TO 02-16-2017 ON ADJUSTED MV $1,661,990.71 INC $520.56 PRINC $520.55				(520.56)
2/16	Fees & Commissions	JPMORGAN CHASE TRUST FEE FOR THE PERIOD 01-17-2017 TO 02-16-2017 ON ADJUSTED MV $1,661,990.71 INC $520.56 PRINC $520.55			(520.55)	
2/22	Share Class Conv.	T ROWE PRICE OVERSEAS STOCK TO 77956H435 (ID: 77956H-75-7)	(8,338.181) (69,900.00)	9.58		
2/22	Share Class Conv.	T ROWE PR OVERSEAS STOCK-I FROM 77956H757 (ID: 77956H-43-5)	8,364.374 69,900.00	9.55		
2/27	Tax-Exempt Income	JPMORGAN INTERM T/F BND-I FUND 1374 @ 0.02424 PER SHARE (ID: 4812A0-45-8)	13,726.620	0.024		332.73
3/1	Interest Income	DEPOSIT SWEEP INTEREST FOR 02/01/17 - 02/28/17 @ .40% RATE ON AVG COLLECTED BALANCE OF $84,024.90 AS OF 03/01/17				25.65
3/1	Div Domest	CULLEN HIGH DIVIDEND EQ-I 02/27/17 INCOME DIVIDEND @ 0.071 PER SHARE AS OF 02/27/17 (ID: 230001-40-6)	4,026.703	0.072		289.24
3/1	Div Domest	VANGUARD INTM TRM INV G-ADM 03/01/17 INCOME DIVIDEND (ID: 922031-81-0)	3,408.294	0.021		72.78
3/2	Div Domest	DOUBLELINE TOTL RET BND-I 02/28/17 INCOME DIVIDEND @ 0.031 PER SHARE AS OF 02/28/17 (ID: 258620-10-3)	3,158.242	0.031		99.16
3/2	Div Domest	GOLDMAN SACHS STRAT INC-INST 02/28/17 INCOME DIVIDEND AS OF 02/28/17 (ID: 38145C-64-6)	5,388.059	0.015		78.74

INFLOWS & OUTFLOWS

Settle Date	Type / Selection Method	Description	Quantity / Cost	Per Unit Amount	PRINCIPAL Amount	INCOME Amount
3/2	Div Domest	JOHN HANCOCK INCOME FD-I 02/28/17 INCOME DIVIDEND AS OF 02/28/17 (ID: 410227-83-9)	7,886.261	0.017		134.58
3/2	Div Domest	LORD ABBETT INVT TR LT DU USGVSP Y 02/28/17 INCOME DIVIDEND AS OF 02/28/17 (ID: 543916-68-8)	7,829.652	0.014		112.98
3/2	Div Domest	MFS EMERGING MKTS DEBT FD-I 03/01/17 INCOME DIVIDEND AS OF 03/01/17 (ID: 55273E-64-0)	2,283.589	0.053		120.91
3/2	Div Domest	PIMCO FD PAC INV MGMT SERIES HIGH YIELD FD - INSTL 02/28/17 INCOME DIVIDEND AS OF 02/28/17 (ID: 693390-84-1)	9,982.577	0.039		388.53
3/16	Fees & Commissions	JPMORGAN CHASE TRUST FEE FOR THE PERIOD 02-17-2017 TO 03-16-2017 ON ADJUSTED MV $1,694,952.96 INC $529.25 PRINC $529.24				(529.25)
3/16	Fees & Commissions	JPMORGAN CHASE TRUST FEE FOR THE PERIOD 02-17-2017 TO 03-16-2017 ON ADJUSTED MV $1,694,952.96 INC $529.25 PRINC $529.24			(529.24)	
3/30	Tax-Exempt Income	JPMORGAN INTERM T/F BND-I FUND 1374 @ 0.02305 PER SHARE (ID: 4812A0-45-8)	13,726.620	0.023		316.40
3/30	Div Domest	ISHARES RUSSELL MID-CAP VALU @ 0.366095 PER SHARE (ID: 464287-47-3)	390.000	0.366		142.78
3/30	Div Domest	DODGE & COX INCOME FD 03/29/17 INCOME DIVIDEND @ 0.100 PER SHARE AS OF 03/29/17 (ID: 256210-10-5)	3,739.956	0.10		374.00
3/31	Pmt to Beneficiary	TRANSFERRED BY ACH TO [redacted] FBO MARGARET SENSENBRENNER			(12,823.28)	
4/3	Interest Income	DEPOSIT SWEEP INTEREST FOR 03/01/17 - 03/31/17 @ .46% RATE ON AVG COLLECTED BALANCE OF $84,208.53 AS OF 04/01/17				32.48

INFLOWS & OUTFLOWS

Settle Date	Type / Selection Method	Description	Quantity / Cost	Per Unit Amount	PRINCIPAL Amount	INCOME Amount
4/3	Div Domest	CULLEN HIGH DIVIDEND EQ-I 03/30/17 INCOME DIVIDEND @ 0.034 PER SHARE AS OF 03/30/17 (ID: 230001-40-6)	4,026.703	0.035		140.61
4/3	Div Domest	VANGUARD INTM TRM INV G-ADM 04/03/17 INCOME DIVIDEND (ID: 922031-81-0)	3,408.294	0.025		83.79
4/4	Div Domest	DOUBLELINE TOTL RET BND-I 03/31/17 INCOME DIVIDEND @ 0.034 PER SHARE AS OF 03/31/17 (ID: 258620-10-3)	3,158.242	0.035		110.53
4/4	Div Domest	GOLDMAN SACHS STRAT INC-INST 03/31/17 INCOME DIVIDEND AS OF 03/31/17 (ID: 38145C-64-6)	5,388.059	0.003		18.83
4/4	Div Domest	JOHN HANCOCK INCOME FD-I 03/31/17 INCOME DIVIDEND AS OF 03/31/17 (ID: 410227-83-9)	7,886.261	0.018		139.75
4/4	Div Domest	LORD ABBETT INVT TR LT DU USGVSP Y 03/31/17 INCOME DIVIDEND AS OF 03/31/17 (ID: 543916-68-8)	7,829.652	0.014		111.09
4/4	Div Domest	MFS EMERGING MKTS DEBT FD-I 04/03/17 INCOME DIVIDEND AS OF 04/03/17 (ID: 55273E-64-0)	2,283.589	0.053		120.90
4/4	Div Domest	PIMCO FD PAC INV MGMT SERIES HIGH YIELD FD - INSTL 03/31/17 INCOME DIVIDEND AS OF 03/31/17 (ID: 693390-84-1)	9,982.577	0.041		412.56
4/7	Tax Refund	2016 WISCONSIN STATE REFUND			64.00	
4/10	Div Domest	VANGUARD INTM TRM INV G-ADM 04/10/17 INCOME DIVIDEND (ID: 922031-81-0)	3,408.294	0.007		24.18
4/12	Share Class Conv.	ARTISAN INTL VALUE FD-ADV TO 04314H857 (ID: 04314H-66-7)	(717.022) (16,722.94)	34.52		
4/12	Share Class Conv.	ARTISAN INTL VALUE FD-INS FROM 04314H667 (ID: 04314H-85-7)	714.332 16,722.94	34.65		

INFLOWS & OUTFLOWS

Settle Date	Type / Selection Method	Description	Quantity / Cost	Per Unit Amount	PRINCIPAL Amount	INCOME Amount
4/17	Fees & Commissions	JPMORGAN CHASE TRUST FEE FOR THE PERIOD 03-17-2017 TO 04-16-2017 ON ADJUSTED MV $1,706,464.30 INC $531.82 PRINC $531.81				(531.82)
4/17	Fees & Commissions	JPMORGAN CHASE TRUST FEE FOR THE PERIOD 03-17-2017 TO 04-16-2017 ON ADJUSTED MV $1,706,464.30 INC $531.82 PRINC $531.81			(531.81)	
4/27	Tax-Exempt Income	JPMORGAN INTERM T/F BND-I FUND 1374 @ 0.02157 PER SHARE (ID: 4812A0-45-8)	13,726.620	0.022		296.08
4/27	Tax-Exempt Income	JPM SHRT-INT MUNI BND-I FUND 3602 @ 0.01245 PER SHARE (ID: 4812C2-39-5)	1,680.025	0.012		20.92
4/28	Div Domest	SPDR S&P 500 ETF TRUST @ 1.033118 PER SHARE (ID: 78462F-10-3)	1,254.000	1.033		1,295.53
5/1	Interest Income	DEPOSIT SWEEP INTEREST FOR 04/01/17 - 04/30/17 @ .57% RATE ON AVG COLLECTED BALANCE OF $78,475.43 AS OF 05/01/17				36.72
5/1	Tax-Exempt Income	BLACKROCK NATIONAL MUNI-BR 04/28/17 INCOME DIVIDEND AS OF 04/28/17 (ID: 09253C-74-4)	3,282.113	0.021		70.17
5/1	Div Domest	CULLEN HIGH DIVIDEND EQ-I 04/27/17 INCOME DIVIDEND @ 0.004 PER SHARE AS OF 04/27/17 (ID: 230001-40-6)	4,026.703	0.005		19.21
5/2	Div Domest	DOUBLELINE TOTL RET BND-I 04/28/17 INCOME DIVIDEND @ 0.031 PER SHARE AS OF 04/28/17 (ID: 258620-10-3)	3,158.242	0.032		100.34
5/2	Div Domest	GOLDMAN SACHS STRAT INC-INST 04/28/17 INCOME DIVIDEND AS OF 04/28/17 (ID: 38145C-64-6)	5,388.059	0.017		91.08
5/2	Div Domest	JOHN HANCOCK INCOME FD-I 04/28/17 INCOME DIVIDEND AS OF 04/28/17 (ID: 410227-83-9)	5,783.151	0.019		109.56

INFLOWS & OUTFLOWS

Settle Date	Type / Selection Method	Description	Quantity / Cost	Per Unit Amount	PRINCIPAL Amount	INCOME Amount
5/2	Div Domest	LORD ABBETT INVT TR LT DU USGVSP Y 04/28/17 INCOME DIVIDEND AS OF 04/28/17 (ID: 543916-68-8)	7,829.652	0.014		111.62
5/2	Div Domest	MFS EMERGING MKTS DEBT FD-I 05/01/17 INCOME DIVIDEND AS OF 05/01/17 (ID: 55273E-64-0)	2,283.589	0.053		120.85
5/2	Div Domest	PIMCO FD PAC INV MGMT SERIES HIGH YIELD FD - INSTL 04/28/17 INCOME DIVIDEND AS OF 04/28/17 (ID: 693390-84-1)	9,982.577	0.036		360.42
5/16	Fees & Commissions	JPMORGAN CHASE TRUST FEE FOR THE PERIOD 04-17-2017 TO 05-16-2017 ON ADJUSTED MV $1,720,654.25 INC $533.93 PRINC $533.92				(533.93)
5/16	Fees & Commissions	JPMORGAN CHASE TRUST FEE FOR THE PERIOD 04-17-2017 TO 05-16-2017 ON ADJUSTED MV $1,720,654.25 INC $533.93 PRINC $533.92			(533.92)	
5/24	Tax Refund	2016 1041 FEDERAL REFUND			100.00	
5/30	Tax-Exempt Income	JPMORGAN INTERM T/F BND-I FUND 1374 @ 0.02164 PER SHARE (ID: 4812A0-45-8)	13,726.620	0.022		297.04
5/30	Tax-Exempt Income	JPM SHRT-INT MUNI BND-I FUND 3602 @ 0.01082 PER SHARE (ID: 4812C2-39-5)	1,680.025	0.011		18.18
6/1	Interest Income	DEPOSIT SWEEP INTEREST FOR 05/01/17 - 05/31/17 @ .60% RATE ON AVG COLLECTED BALANCE OF $84,216.44 AS OF 06/01/17				42.92
6/1	Tax-Exempt Income	BLACKROCK NATIONAL MUNI-BR 05/31/17 INCOME DIVIDEND AS OF 05/31/17 (ID: 09253C-74-4)	3,282.113	0.028		93.12
6/1	Div Domest	CULLEN HIGH DIVIDEND EQ-I 05/30/17 INCOME DIVIDEND @ 0.062 PER SHARE AS OF 05/30/17 (ID: 230001-40-6)	4,026.703	0.062		251.39

INFLOWS & OUTFLOWS

Settle Date	Type / Selection Method	Description	Quantity / Cost	Per Unit Amount	PRINCIPAL Amount	INCOME Amount
6/1	Div Domest	GOLDMAN SACHS STRAT INC-INST 05/31/17 INCOME DIVIDEND @ 0.014 PER SHARE AS OF 05/31/17 (ID: 38145C-64-6)	5,388.059	0.015		79.20
6/2	Div Domest	DOUBLELINE TOTL RET BND-I 05/31/17 INCOME DIVIDEND @ 0.033 PER SHARE AS OF 05/31/17 (ID: 258620-10-3)	3,158.242	0.034		107.02
6/2	Div Domest	JOHN HANCOCK INCOME FD-I 05/31/17 INCOME DIVIDEND AS OF 05/31/17 (ID: 410227-83-9)	5,783.151	0.018		101.81
6/2	Div Domest	LORD ABBETT INVT TR LT DU USGVSP Y 05/31/17 INCOME DIVIDEND AS OF 05/31/17 (ID: 543916-68-8)	7,829.652	0.014		106.65
6/2	Div Domest	MFS EMERGING MKTS DEBT FD-I 06/01/17 INCOME DIVIDEND AS OF 06/01/17 (ID: 55273E-64-0)	2,283.589	0.055		125.54
6/2	Div Domest	PIMCO FD PAC INV MGMT SERIES HIGH YIELD FD - INSTL 05/31/17 INCOME DIVIDEND AS OF 05/31/17 (ID: 693390-84-1)	9,982.577	0.038		383.89
6/8	Share Class Conv.	JOHN HANCOCK INCOME FD-I NON-TAX CONVERSION TO 410227813 (ID: 410227-83-9)	(5,783.151) (37,257.79)	6.47		
6/8	Share Class Conv	JOHN HANCOCKINC FD - R6 NON-TAX CONVERSION FROM 410227839 (ID: 410227-81-3)	5,776.723 37,257.79	6.478		
6/8	Div Domest	JOHN HANCOCK INCOME FD-I 06/07/17 INCOME DIVIDEND AS OF 06/07/17 (ID: 410227-83-9)	5,783.151	0.004		24.29
6/16	Fees & Commissions	JPMORGAN CHASE TRUST FEE FOR THE PERIOD 05-17-2017 TO 06-16-2017 ON ADJUSTED MV $1,738,754.59 INC $537.16 PRINC $537.15				(537.16)
6/16	Fees & Commissions	JPMORGAN CHASE TRUST FEE FOR THE PERIOD 05-17-2017 TO 06-16-2017 ON ADJUSTED MV $1,738,754.59 INC $537.16 PRINC $537.15			(537.15)	

INFLOWS & OUTFLOWS

Settle Date	Type / Selection Method	Description	Quantity / Cost	Per Unit Amount	PRINCIPAL Amount	INCOME Amount
6/26	Div Domest	ISHARES MSCI EAFE INDEX FUND @ 1.061731 PER SHARE (ID: 464287-46-5)	1,648.000	1.062		1,749.73
6/29	Tax-Exempt Income	JPMORGAN INTERM T/F BND-I FUND 1374 @ 0.02228 PER SHARE (ID: 4812A0-45-8)	13,726.620	0.022		305.83
6/29	Tax-Exempt Income	JPM SHRT-INT MUNI BND-I FUND 3602 @ 0.01366 PER SHARE (ID: 4812C2-39-5)	1,680.025	0.014		22 95
6/29	Div Domest	DODGE & COX INCOME FD 06/28/17 INCOME DIVIDEND @ 0.095 PER SHARE AS OF 06/28/17 (ID: 256210-10-5)	2,725.710	0.095		258.94
6/30	Pmt to Beneficiary	TRANSFERRED BY ACH TO [redacted] FBO MARGARET SENSENBRENNER 2017 UNITRUST DISTRIBUTION PER TRUSTEE DIRECTION			(12,932.12)	
7/3	Interest Income	DEPOSIT SWEEP INTEREST FOR 06/01/17 - 06/30/17 @ .70% RATE ON AVG COLLECTED BALANCE OF $95,078.58 AS OF 07/01/17				54.98
7/3	Tax-Exempt Income	BLACKROCK NATIONAL MUNI-BR 06/30/17 INCOME DIVIDEND AS OF 06/30/17 (ID: 09253C-74-4)	3,282.113	0.029		94.05
7/3	Div Domest	CULLEN HIGH DIVIDEND EQ-I 06/29/17 INCOME DIVIDEND @ 0.026 PER SHARE AS OF 06/29/17 (ID: 230001-40-6)	4,026.703	0.027		107.92
7/3	Div Domest	GOLDMAN SACHS STRAT INC-INST 06/30/17 INCOME DIVIDEND @ 0.015 PER SHARE AS OF 06/30/17 (ID: 38145C-64-6)	5,388.059	0.016		84.05
7/5	Div Domest	DOUBLELINE TOTL RET BND-I 06/30/17 INCOME DIVIDEND @ 0.032 PER SHARE AS OF 06/30/17 (ID: 258620-10-3)	3,158.242	0 033		103 17
7/5	Div Domest	JOHN HANCOCKINC FD - R6 06/30/17 INCOME DIVIDEND AS OF 06/30/17 (ID: 410227-81-3)	5,776.723	0 014		81.82

INFLOWS & OUTFLOWS

Settle Date	Type / Selection Method	Description	Quantity / Cost	Per Unit Amount	PRINCIPAL Amount	INCOME Amount
7/5	Div Domest	LORD ABBETT INVT TR LT DU USGVSP Y 06/30/17 INCOME DIVIDEND AS OF 06/30/17 (ID: 543916-68-8)	4,265.892	0.025		106.35
7/5	Div Domest	MFS EMERGING MKTS DEBT FD-I 07/03/17 INCOME DIVIDEND AS OF 07/03/17 (ID: 55273E-64-0)	2,283.589	0.057		130.20
7/5	Div Domest	PIMCO FD PAC INV MGMT SERIES HIGH YIELD FD - INSTL 06/30/17 INCOME DIVIDEND AS OF 06/30/17 (ID: 693390-84-1)	8,133.637	0.048		391.49
7/17	Fees & Commissions	JPMORGAN CHASE TRUST FEE FOR THE PERIOD 06-17-2017 TO 07-16-2017 ON ADJUSTED MV $1,729,165.80 INC $534.08 PRINC $534.08				(534.08)
7/17	Fees & Commissions	JPMORGAN CHASE TRUST FEE FOR THE PERIOD 06-17-2017 TO 07-16-2017 ON ADJUSTED MV $1,729,165.80 INC $534.08 PRINC $534.08			(534.08)	
7/18	Share Class Conv.	LORD ABBETT INVT TR LT DU USGVSP Y TO 54401E143 (ID. 543916-68-8)	(4,265.892) (18,513.97)	4.29		
7/18	Share Class Conv.	LORD ABBETT SHRT DUR INC-F3 FROM 543916688 (ID: 54401E-14-3)	4,255.972 18,513.97	4.30		
7/19	Div Domest	LORD ABBETT INVT TR LT DU USGVSP Y 07/18/17 INCOME DIVIDEND AS OF 07/18/17 (ID: 543916-68-8)	4,265.892	0.008		33.59
7/28	Tax-Exempt Income	JPMORGAN INTERM T/F BND-I FUND 1374 @ 0.02266 PER SHARE (ID: 4812A0-45-8)	13,726.620	0.023		311.05
7/28	Tax-Exempt Income	JPM SHRT-INT MUNI BND-I FUND 3602 @ 0.01319 PER SHARE (ID: 4812C2-39-5)	5,126.481	0.013		67.62
7/31	Div Domest	SPDR S&P 500 ETF TRUST @ 1.183108 PER SHARE (ID. 78462F-10-3)	1,254.000	1.183		1,483.62
8/1	Interest Income	DEPOSIT SWEEP INTEREST FOR 07/01/17 - 07/31/17 @ 80% RATE ON AVG COLLECTED BALANCE OF $94,614.59 AS OF 08/01/17				64.52

INFLOWS & OUTFLOWS

Settle Date	Type / Selection Method	Description	Quantity / Cost	Per Unit Amount	PRINCIPAL Amount	INCOME Amount
8/1	Tax-Exempt Income	BLACKROCK NATIONAL MUNI-BR 07/31/17 INCOME DIVIDEND AS OF 07/31/17 (ID: 09253C-74-4)	3,282.113	0.028		91.38
8/1	Div Domest	CULLEN HIGH DIVIDEND EQ-I 07/28/17 INCOME DIVIDEND @ 0.009 PER SHARE AS OF 07/28/17 (ID: 230001-40-6)	4,026.703	0.01		38.66
8/1	Div Domest	GOLDMAN SACHS STRAT INC-INST 07/31/17 INCOME DIVIDEND @ 0.014 PER SHARE AS OF 07/31/17 (ID: 38145C-64-6)	5,388.059	0.014		75.97
8/2	Div Domest	DOUBLELINE TOTL RET BND-I 07/31/17 INCOME DIVIDEND @ 0.031 PER SHARE AS OF 07/31/17 (ID: 258620-10-3)	3,158.242	0.032		99.90
8/2	Div Domest	JOHN HANCOCKINC FD - R6 07/31/17 INCOME DIVIDEND AS OF 07/31/17 (ID: 410227-81-3)	5,776.723	0.019		108.86
8/2	Div Domest	LORD ABBETT SHRT DUR INC-F3 07/31/17 INCOME DIVIDEND AS OF 07/31/17 (ID: 54401E-14-3)	4,255.972	0.006		24 15
8/2	Div Domest	MFS EMERGING MKTS DEBT FD-I 08/01/17 INCOME DIVIDEND AS OF 08/01/17 (ID: 55273E-64-0)	2,283.589	0.057		130 15
8/2	Div Domest	PIMCO FD PAC INV MGMT SERIES HIGH YIELD FD - INSTL 07/31/17 INCOME DIVIDEND AS OF 07/31/17 (ID: 693390-84-1)	8,133.637	0.035		283.77
8/16	Fees & Commissions	JPMORGAN CHASE TRUST FEE FOR THE PERIOD 07-17-2017 TO 08-16-2017 ON ADJUSTED MV $1,753,025.60 INC $538.20 PRINC $538.19				(538.20)
8/16	Fees & Commissions	JPMORGAN CHASE TRUST FEE FOR THE PERIOD 07-17-2017 TO 08-16-2017 ON ADJUSTED MV $1,753,025.60 INC $538.20 PRINC $538.19			(538.19)	
8/16	Share Class Conv.	MFS EMERGING MKTS DEBT FD-I TO 552746364 (ID: 55273E-64-0)	(2,283.589) (34,231.00)	15.00		

INFLOWS & OUTFLOWS

Settle Date	Type / Selection Method	Description	Quantity / Cost	Per Unit Amount	PRINCIPAL Amount	INCOME Amount
8/16	Share Class Conv.	MFS EMERGING MKTS DEBT FD R6 FROM 55273E640 (ID: 552746-36-4)	2,279.031 34,231.00	15.03		
8/16	Share Class Conv.	MFS INTL VALUE-I TO 552746349 (ID: 55273E-82-2)	(2,563.372) (65,000.00)	43.23		
8/16	Share Class Conv.	MFS INTL VALUE-R6 FROM 55273E822 (ID: 552746-34-9)	2,674.742 65,000.00	41.43		
8/16	Share Class Conv.	JPM LARGE CAP GRWTH FD - CL I FUND 3118 TO 48121L841 (ID: 4812C0-53-0)	(1,503.299) (31,900.00)	39.80		
8/16	Share Class Conv	JPMORGAN LARGE CAP GROW-R6 FROM 4812C0530 (ID: 48121L-84-1)	1,473.677 31,900.00	40.60		
8/17	Div Domest	MFS EMERGING MKTS DEBT FD-I 08/16/17 INCOME DIVIDEND AS OF 08/16/17 (ID: 55273E-64-0)	2,283.589	0.03		68.32
8/28	Fees & Commissions	FEE ADJUSTMENT			0.57	
8/30	Tax-Exempt Income	JPMORGAN INTERM T/F BND-I FUND 1374 @ 0.02182 PER SHARE (ID: 4812A0-45-8)	13,726.620	0.022		299.51
8/30	Tax-Exempt Income	JPM SHRT-INT MUNI BND-I FUND 3602 @ 0.01236 PER SHARE (ID: 4812C2-39-5)	5,126.481	0.012		63.36
9/1	Interest Income	DEPOSIT SWEEP INTEREST FOR 08/01/17 - 08/31/17 @ .85% RATE ON AVG COLLECTED BALANCE OF $93,473.01 AS OF 09/01/17				67.28
9/1	Tax-Exempt Income	BLACKROCK NATIONAL MUNI-BR 08/31/17 INCOME DIVIDEND AS OF 08/31/17 (ID: 09253C-74-4)	3,282.113	0.028		91.23
9/1	Div Domest	CULLEN HIGH DIVIDEND EQ-I 08/30/17 INCOME DIVIDEND @ 0.070 PER SHARE AS OF 08/30/17 (ID: 230001-40-6)	4,026.703	0.07		283.84
9/1	Div Domest	GOLDMAN SACHS STRAT INC-INST 08/31/17 INCOME DIVIDEND @ 0.018 PER SHARE AS OF 08/31/17 (ID: 38145C-64-6)	5,388.059	0.018		96.99

INFLOWS & OUTFLOWS

Settle Date	Type / Selection Method	Description	Quantity / Cost	Per Unit Amount	PRINCIPAL Amount	INCOME Amount
9/5	Div Domest	DOUBLELINE TOTL RET BND-I 08/31/17 INCOME DIVIDEND @ 0.031 PER SHARE AS OF 08/31/17 (ID: 258620-10-3)	3,158.242	0.032		99.74
9/5	Div Domest	JOHN HANCOCKINC FD - R6 08/31/17 INCOME DIVIDEND AS OF 08/31/17 (ID: 410227-81-3)	5,776.723	0.019		109.31
9/5	Div Domest	LORD ABBETT SHRT DUR INC-F3 08/31/17 INCOME DIVIDEND AS OF 08/31/17 (ID: 54401E-14-3)	4,255.972	0.014		60.41
9/5	Div Domest	MFS EMERGING MKTS DEBT FD R6 09/01/17 INCOME DIVIDEND AS OF 09/01/17 (ID: 552746-36-4)	2,279.031	0.029		65.25
9/5	Div Domest	PIMCO FD PAC INV MGMT SERIES HIGH YIELD FD - INSTL 08/31/17 INCOME DIVIDEND AS OF 08/31/17 (ID: 693390-84-1)	8,133.637	0.038		309.40
9/11	State Est tax	PAID WISCONSIN DEPARTMENT OF REVENUE 3RD QUARTERLY FIDUCIARY ESTIMATED INCOME TAX PAYMENT FOR 2017 WISCONSIN			(1,691.00)	
9/14	Share Class Conv.	HARTFORD CAPITAL APPREC-I TO 41664T719 (ID: 416649-30-9)	(2,191.000) (62,881.70)	41.06		
9/14	Share Class Conv.	HARTFORD MUT FDS INC CAP APPRECTN F FROM 416649309 (ID: 41664T-71-9)	2,189.400 62,881.70	41.09		
9/18	Fees & Commissions	JPMORGAN CHASE TRUST FEE FOR THE PERIOD 08-17-2017 TO 09-16-2017 ON ADJUSTED MV $1,754,985.59 INC $538.48 PRINC $538.47				(538.48)
9/18	Fees & Commissions	JPMORGAN CHASE TRUST FEE FOR THE PERIOD 08-17-2017 TO 09-16-2017 ON ADJUSTED MV $1,754,985.59 INC $538.48 PRINC $538.47			(538.47)	
9/28	Tax-Exempt Income	JPMORGAN INTERM T/F BND-I FUND 1374 @ 0 02209 PER SHARE (ID: 4812A0-45-8)	13,726.620	0.022		303.22

INFLOWS & OUTFLOWS

Settle Date	Type / Selection Method	Description	Quantity / Cost	Per Unit Amount	PRINCIPAL Amount	INCOME Amount
9/28	Tax-Exempt Income	JPM SHRT-INT MUNI BND-I FUND 3602 @ 0.01335 PER SHARE (ID: 4812C2-39-5)	5,126.481	0.013		68.44
9/28	Div Domest	DODGE & COX INCOME FD 09/27/17 INCOME DIVIDEND @ 0.095 PER SHARE AS OF 09/27/17 (ID: 256210-10-5)	2,725.710	0.095		258.94
9/29	Pmt to Beneficiary	TRANSFERRED BY ACH TO [redacted] FBO MARGARET SENSENBRENNER 2017 UNITRUST DISTRIBUTION PER TRUSTEE DIRECTION			(12,877.70)	
10/2	Interest Income	DEPOSIT SWEEP INTEREST FOR 09/01/17 - 09/30/17 @ .85% RATE ON AVG COLLECTED BALANCE OF $92,119.11 AS OF 10/01/17				64.10
10/2	Tax-Exempt Income	BLACKROCK NATIONAL MUNI-BR 09/29/17 INCOME DIVIDEND AS OF 09/29/17 (ID: 09253C-74-4)	3,282.113	0.028		92.01
10/2	Div Domest	CULLEN HIGH DIVIDEND EQ-I 09/28/17 INCOME DIVIDEND @ 0.028 PER SHARE AS OF 09/28/17 (ID: 230001-40-6)	4,026.703	0.028		112.83
10/2	Div Domest	GOLDMAN SACHS STRAT INC-INST 09/29/17 INCOME DIVIDEND @ 0.006 PER SHARE AS OF 09/29/17 (ID: 38145C-64-6)	5,388.059	0.007		35.56
10/3	Div Domest	DOUBLELINE TOTL RET BND-I 09/29/17 INCOME DIVIDEND @ 0.031 PER SHARE AS OF 09/29/17 (ID: 258620-10-3)	3,158.242	0.032		99.71
10/3	Div Domest	JOHN HANCOCKINC FD - R6 09/29/17 INCOME DIVIDEND AS OF 09/29/17 (ID: 410227-81-3)	5,776.723	0.019		107.71
10/3	Div Domest	LORD ABBETT SHRT DUR INC-F3 09/29/17 INCOME DIVIDEND AS OF 09/29/17 (ID: 54401E-14-3)	4,255.972	0.014		59.39
10/3	Div Domest	MFS EMERGING MKTS DEBT FD R6 10/02/17 INCOME DIVIDEND AS OF 10/02/17 (ID: 552746-36-4)	2,279.031	0.061		139.85

INFLOWS & OUTFLOWS

Settle Date	Type / Selection Method	Description	Quantity / Cost	Per Unit Amount	PRINCIPAL Amount	INCOME Amount
10/3	Div Domest	PIMCO FD PAC INV MGMT SERIES HIGH YIELD FD - INSTL 09/29/17 INCOME DIVIDEND AS OF 09/29/17 (ID: 693390-84-1)	8,133.637	0.039		315.97
10/16	Fees & Commissions	JPMORGAN CHASE TRUST FEE FOR THE PERIOD 09-17-2017 TO 10-16-2017 ON ADJUSTED MV $1,773,576.44 INC $541.60 PRINC $541.59				(541.60)
10/16	Fees & Commissions	JPMORGAN CHASE TRUST FEE FOR THE PERIOD 09-17-2017 TO 10-16-2017 ON ADJUSTED MV $1,773,576.44 INC $541.60 PRINC $541.59			(541.59)	
10/26	STCapitalGain Dist	JPMORGAN LARGE CAP GROW-R6 SHORT TERM CAPITAL GAINS @ 0.279 (ID: 48121L-84-1)	1,473.677	0.279		411.16
10/30	Tax-Exempt Income	JPMORGAN INTERM T/F BND-I FUND 1374 @ 0 02189 PER SHARE (ID: 4812A0-45-8)	13,726.620	0.022		300.48
10/30	Tax-Exempt Income	JPM SHRT-INT MUNI BND-I FUND 3602 @ 0.01277 PER SHARE (ID: 4812C2-39-5)	5,126.481	0.013		65 47
10/31	Div Domest	SPDR S&P 500 ETF TRUST @ 1.234574 PER SHARE (ID: 78462F-10-3)	1,340.000	1.235		1,654.33
11/1	Interest Income	DEPOSIT SWEEP INTEREST FOR 10/01/17 - 10/31/17 @ .85% RATE ON AVG COLLECTED BALANCE OF $81,624.74 AS OF 11/01/17				58.72
11/1	Tax-Exempt Income	BLACKROCK NATIONAL MUNI-BR 10/31/17 INCOME DIVIDEND AS OF 10/31/17 (ID: 09253C-74-4)	3,282.113	0.028		90.48
11/1	Div Domest	CULLEN HIGH DIVIDEND EQ-I 10/30/17 INCOME DIVIDEND @ 0.012 PER SHARE AS OF 10/30/17 (ID: 230001-40-6)	4,026.703	0.012		50.29
11/1	Div Domest	GOLDMAN SACHS STRAT INC-INST 10/31/17 INCOME DIVIDEND @ 0.008 PER SHARE AS OF 10/31/17 (ID: 38145C-64-6)	5,388.059	0.008		43.10

INFLOWS & OUTFLOWS

Settle Date	Type / Selection Method	Description	Quantity / Cost	Per Unit Amount	PRINCIPAL Amount	INCOME Amount
11/2	Div Domest	DOUBLELINE TOTL RET BND-I 10/31/17 INCOME DIVIDEND @ 0.032 PER SHARE AS OF 10/31/17 (ID: 258620-10-3)	3,158.242	0.032		101.29
11/2	Div Domest	JOHN HANCOCKINC FD - R6 10/31/17 INCOME DIVIDEND AS OF 10/31/17 (ID: 410227-81-3)	5,776.723	0.018		106.68
11/2	Div Domest	LORD ABBETT SHRT DUR INC-F3 10/31/17 INCOME DIVIDEND AS OF 10/31/17 (ID: 54401E-14-3)	4,255.972	0.013		55.87
11/2	Div Domest	MFS EMERGING MKTS DEBT FD R6 11/01/17 INCOME DIVIDEND AS OF 11/01/17 (ID: 552746-36-4)	2,279.031	0.059		135.16
11/2	Div Domest	PIMCO FD PAC INV MGMT SERIES HIGH YIELD FD - INSTL 10/31/17 INCOME DIVIDEND AS OF 10/31/17 (ID: 693390-84-1)	8,133.637	0.037		297.64
11/8	Fees & Commissions	INTERNAL TRANSFER OF FUNDS FROM TR - R-5002 TO DDA -8070 INO JAMES F SENSENBRENNER JR ANNUAL TRUSTEE FEE PER TRUSTEE DIRECTION			(7,587.09)	
11/8	Fees & Commissions	INTERNAL TRANSFER OF FUNDS FROM TR - R-5002 TO DDA -8070 INO JAMES F SENSENBRENNER JR ANNUAL TRUSTEE FEE PER TRUSTEE DIRECTION				(7,587.10)
11/20	Fees & Commissions	JPMORGAN CHASE TRUST FEE FOR THE PERIOD 10-17-2017 TO 11-16-2017 ON ADJUSTED MV $1,790,717.57 INC $544.15 PRINC $544.15				(544.15)
11/20	Fees & Commissions	JPMORGAN CHASE TRUST FEE FOR THE PERIOD 10-17-2017 TO 11-16-2017 ON ADJUSTED MV $1,790,717.57 INC $544.15 PRINC $544.15			(544.15)	
11/22	STCapitalGain Dist	ARTISAN INTL VALUE FD-INS 11/21/17 SHORT TERM CAPITAL GAINS @ 0.084 PER SHARE AS OF 11/21/17 (ID: 04314H-85-7)	714.332	0.085		60.65

INFLOWS & OUTFLOWS

Settle Date	Type / Selection Method	Description	Quantity / Cost	Per Unit Amount	PRINCIPAL Amount	INCOME Amount
11/22	Div Domest	ARTISAN INTL VALUE FD-INS 11/21/17 INCOME DIVIDEND @ 0.510 PER SHARE AS OF 11/21/17 (ID: 04314H-85-7)	714.332	0.51		364.31
11/29	Tax-Exempt Income	JPMORGAN INTERM T/F BND-I FUND 1374 @ 0.022 PER SHARE (ID: 4812A0-45-8)	13,726.620	0.022		307.89
11/29	Tax-Exempt Income	JPM SHRT-INT MUNI BND-I FUND 3602 @ 0.015 PER SHARE (ID: 4812C2-39-5)	5,126.481	0.015		78.59
11/30	Div Domest	GOLDMAN SACHS STRAT INC-INST 11/30/17 INCOME DIVIDEND @ 0.005 PER SHARE (ID: 38145C-64-6)	5,388.059	0.005		28.02
12/1	Interest Income	DEPOSIT SWEEP INTEREST FOR 11/01/17 - 11/30/17 @ .89% RATE ON AVG COLLECTED BALANCE OF $78,731.78 AS OF 12/01/17				57.84
12/1	Tax-Exempt Income	BLACKROCK NATIONAL MUNI-BR 11/30/17 INCOME DIVIDEND AS OF 11/30/17 (ID: 09253C-74-4)	3,282.113	0.028		91.86
12/1	Div Domest	DOUBLELINE TOTL RET BND-I 11/30/17 INCOME DIVIDEND @ 0.031 PER SHARE AS OF 11/30/17 (ID: 258620-10-3)	4,197.202	0.032		132.86
12/1	Div Domest	LORD ABBETT SHRT DUR INC-F3 11/30/17 INCOME DIVIDEND AS OF 11/30/17 (ID: 54401E-14-3)	4,255.972	0.014		58.81
12/1	Div Domest	MFS EMERGING MKTS DEBT FD R6 12/01/17 INCOME DIVIDEND (ID: 552746-36-4)	2,279.031	0.059		135.23
12/1	Div Domest	PIMCO FD PAC INV MGMT SERIES HIGH YIELD FD - INSTL 11/30/17 INCOME DIVIDEND AS OF 11/30/17 (ID: 693390-84-1)	6,210.049	0.049		307.35
12/1	Div Domest	CULLEN HIGH DIVIDEND EQ-I 11/29/17 INCOME DIVIDEND @ 0.055 PER SHARE AS OF 11/29/17 (ID: 230001-40-6)	4,026.703	0.055		223.44

INFLOWS & OUTFLOWS

Settle Date	Type / Selection Method	Description	Quantity / Cost	Per Unit Amount	PRINCIPAL Amount	INCOME Amount
12/4	Div Domest	JOHN HANCOCKINC FD - R6 11/30/17 INCOME DIVIDEND AS OF 11/30/17 (ID: 410227-81-3)	5,776.723	0.018		103.15
12/6	Share Class Conv.	JPM GLBL RES ENH INDEX FD - CL I FUND 3457 TO 48129C207 (ID: 46637K-51-3)	(5,642.995) (100,462.21)	22.45		
12/6	Share Class Conv.	JPMORGAN GL RES ENH IDX-R6 FROM 46637K513 (ID: 48129C-20-7)	5,642.995 100,462.21	22.45		
12/6	Share Class Conv.	JPMORGAN INTERM T/F BND-I FUND 1374 TO 48129C108 (ID: 4812A0-45-8)	(13,726.620) (153,051.81)	10.79		
12/6	Share Class Conv.	JPMORGAN INTERM T/F BND-R6 FROM 4812A0458 (ID: 48129C-10-8)	13,726.620 153,051.81	10.79		
12/11	STCapitalGain Dist	BLACKROCK NATIONAL MUNI-BR 12/11/17 SHORT TERM CAPITAL GAINS (ID: 09253C-74-4)	3,282.113			0 42
12/15	STCapitalGain Dist	MFS INTL VALUE-R6 12/14/17 SHORT TERM CAPITAL GAINS @ 0.018 PER SHARE AS OF 12/14/17 (ID: 552746-34-9)	2,674.742	0.018		49.46
12/15	Div Domest	MFS INTL VALUE-R6 12/14/17 INCOME DIVIDEND @ 0.769 PER SHARE AS OF 12/14/17 (ID: 552746-34-9)	2,674.742	0 769		2,057.38
12/18	Fees & Commissions	JPMORGAN CHASE TRUST FEE FOR THE PERIOD 11-17-2017 TO 12-16-2017 ON ADJUSTED MV $1,811,399.27 INC $549.03 PRINC $549.02				(549.03)
12/18	Fees & Commissions	JPMORGAN CHASE TRUST FEE FOR THE PERIOD 11-17-2017 TO 12-16-2017 ON ADJUSTED MV $1,811,399.27 INC $549.03 PRINC $549.02			(549.02)	
12/19	Div Domest	T ROWE PR OVERSEAS STOCK-I 12/19/17 INCOME DIVIDEND @ 0.220 PER SHARE (ID: 77956H-43-5)	8,364.374	0 22		1,840.16
12/19	STCapitalGain Dist	HARTFORD CAPITAL APPREC FD CL - F 12/18/17 SHORT TERM CAPITAL GAINS @ 2.217 PER SHARE AS OF 12/18/17 (ID: 41664T-71-9)	2,189.400	2.218		4,855.15

INFLOWS & OUTFLOWS

Settle Date	Type / Selection Method	Description	Quantity / Cost	Per Unit Amount	PRINCIPAL Amount	INCOME Amount
12/21	Div Domest	JPMORGAN GL RES ENH IDX-R6 @ 0.448 PER SHARE (ID: 48129C-20-7)	5,642.995	0.448		2,528.80
12/21	Div Domest	DODGE & COX INCOME FD 12/20/17 INCOME DIVIDEND @ 0.090 PER SHARE AS OF 12/20/17 (ID: 256210-10-5)	3,260.818	0.09		293.47
12/26	Div Domest	ISHARES MSCI EAFE INDEX FUND @ 0.742566 PER SHARE (ID: 464287-46-5)	1,648.000	0.743		1,223.75
12/26	Div Domest	ISHARES CORE MSCI EAFE ETF @ 0.730866 PER SHARE (ID: 46432F-84-2)	562.000	0.731		410.75
12/28	Tax-Exempt Income	JPM SHRT-INT MUNI BND-I FUND 3602 @ 0.012 PER SHARE (ID: 4812C2-39-5)	5,126.481	0.012		63.06
12/29	Prnt to Beneficiary	TRANSFERRED BY ACH TO [redacted] FBO MARGARET SENSENBRENNER 2017 UNITRUST DISTRIBUTION PER TRUSTEE DIRECTION			(12,877.70)	
12/29	Misc Receipt	TRANSFER FROM INCOME			26,945.62	
12/29	Misc Debit	TRANSFER TO PRINCIPAL				(26,945.62)
12/29	Div Domest	VANGUARD SHORT-TERM TIPS @ 0.7415 PER SHARE (ID: 922020-80-5)	693.000	0.742		513.86
12/29	Div Domest	GOLDMAN SACHS STRAT INC-INST 12/29/17 INCOME DIVIDEND @ 0.003 PER SHARE (ID: 38145C-64-6)	5,388.059	0.003		16.70
12/29	Div Domest	DIAMOND HILL LONG/SHORT-I 12/29/17 INCOME DIVIDEND @ 0.007 PER SHARE (ID: 25264S-83-3)	1,297.135	0.007		9.08
12/29	Div Domest	HARTFORD CAPITAL APPREC FD CL - F 12/28/17 INCOME DIVIDEND @ 0.396 PER SHARE AS OF 12/28/17 (ID: 41664T-71-9)	2,189.400	0.397		869.13
Total Inflows & Outflows					**($40,089.28)**	**$843.56**

TRADE ACTIVITY

Note: L indicates Long Term Realized Gain/Loss S indicates Short Term Realized Gain/Loss

Trade Date / Settle Date	Type / Selection Method	Description	Quantity	Per Unit Amount	Proceeds	Average Cost	Realized Gain/Loss
Settled Sales/Maturities/Redemptions							
1/3 1/3	LT Capital Gain Distribution	CULLEN HIGH DIVIDEND EQ-I 12/29/16 LONG TERM CAPITAL GAINS @ 0.473 PER SHARE AS OF 12/29/16 (ID: 230001-40-6)	4,026.703	0.473	1,905.32		
3/30 3/30	LT Capital Gain Distribution	DODGE & COX INCOME FD 03/29/17 LONG TERM CAPITAL GAINS @ 0.011 PER SHARE AS OF 03/29/17 (ID: 256210-10-5)	3,739.956	0.011	41.14		
4/5 4/6	Sale High Cost	JOHN HANCOCK INCOME FD-I (ID: 410227-83-9)	(2,103.110)	6.43	13,523.00	(13,607.12)	(84.12) S
4/5 4/6	Sale High Cost	DODGE & COX INCOME FD (ID: 256210-10-5)	(1,014.246)	13.67	13,864.74	(13,885.03)	(20.29) S
4/7 4/10	Sale High Cost	VANGUARD INTM TRM INV G-ADM (ID: 922031-81-0)	(3,408.294)	9.71	33,094 53	(33,980.69)	(886.16) S
5/11 5/12	Sale High Cost	AMG TIMESSQUARE MID CAP GROWTH FUND CL Z (ID: 00170K-74-5)	(943.460)	19.16	18,076 70	(11,710.37)	6,366.33 L
5/11 5/16	Sale High Cost	DEUTSCHE X-TRACKERS MSCI JAP @ 38.95 11,100.75 BROKERAGE 4.28 TAX &/OR SEC .25 CITIGROUP GLOBAL MKTS INC (ID: 233051-50-7)	(285.000)	38.934	11,096 22	(8,564.68)	2,531.54 S
5/25 5/26	Sale High Cost	BROWN ADV JAPAN ALPHA OPP-IS (ID: 115233-57-9)	(1,790 937)	10.60	18,983 93	(17,336.27)	1,647.66 S
6/28 6/29	Sale High Cost	LORD ABBETT INVT TR LT DU USGVSP Y (ID: 543916-68-8)	(3,563.760)	4.29	15,288.53	(15,466.72)	(178.19) L
6/28 6/29	Sale High Cost	PIMCO FD PAC INV MGMT SERIES HIGH YIELD FD - INSTL (ID: 693390-84-1)	(1,848.940)	9.00	16,640.46	(15,734.48)	905.98 L
6/28 6/29	Sale High Cost	AMG TIMESSQUARE MID CAP GROWTH FUND CL Z (ID: 00170K-74-5)	(2,165.835)	19.63	42,515.34	(26,882.67)	15,632.67 L

Trade Date / Settle Date	Type / Selection Method	Description	Quantity	Per Unit Amount	Proceeds	Average Cost	Realized Gain/Loss
Settled Sales/Maturities/Redemptions							
6/28 6/29	Sale High Cost	EQUINOX FDS TR IPM SYSTMATC I (ID: 29446A-71-0)	(6,347 667)	10.32	65,507.92	(68,526 91)	(2,257.35) L (761.64) S
6/28 7/3	Sale High Cost	ISHARES RUSSELL MID-CAP VALU @ 84.417 32,922.63 BROKERAGE 5.85 TAX &/OR SEC .72 KNIGHT EQUITY MARKETS L.P. (ID: 464287-47-3)	(390 000)	84.40	32,916.06	(13,459.99)	19,456.07 L
10/26 10/26	LT Capital Gain Distribution	JPMORGAN LARGE CAP GROW-R6 LONG TERM CAPITAL GAINS @ 5.3324 (ID: 48121L-84-1)	1,473.677	5.332	7,858.24		
11/22 11/22	LT Capital Gain Distribution	ARTISAN INTL VALUE FD-INS 11/21/17 LONG TERM CAPITAL GAINS @ 1.011 PER SHARE AS OF 11/21/17 (ID: 04314H-85-7)	714.332	1.012	722.83		
11/27 11/28	Sale High Cost	PIMCO FD PAC INV MGMT SERIES HIGH YIELD FD - INSTL (ID: 693390-84-1)	(1,923.588)	8.99	17,293.06	(16,369.73)	923.33 L
12/15 12/15	LT Capital Gain Distribution	MFS INTL VALUE-R6 12/14/17 LONG TERM CAPITAL GAINS @ 0.446 PER SHARE AS OF 12/14/17 (ID: 552746-34-9)	2,674.742	0.447	1,194.27		
12/15 12/15	LT Capital Gain Distribution	DIAMOND HILL LONG/SHORT-I 12/15/17 LONG TERM CAPITAL GAINS @ 0.553 PER SHARE (ID: 25264S-83-3)	1,297.135	0.553	716.80		
12/19 12/19	LT Capital Gain Distribution	HARTFORD CAPITAL APPREC FD CL - F 12/18/17 LONG TERM CAPITAL GAINS @ 3.102 PER SHARE AS OF 12/18/17 (ID: 41664T-71-9)	2,189.400	3.103	6,793.57		
12/20 12/21	Sale High Cost	JPMORGAN INTERM T/F BND-R6 @ 10.74 (ID: 48129C-10-8)	(13,726.620)	10.74	147,423.90	(153,051.81)	(5,627.91) L
12/21 12/21	LT Capital Gain Distribution	BROWN ADV JAPAN ALPHA OPP-IS 12/19/17 LONG TERM CAPITAL GAINS @ 0.970 PER SHARE AS OF 12/19/17 (ID: 115233-57-9)	1,708.650	0.97	1,658.13		

Trade Date / Settle Date	Type / Selection Method	Description	Quantity	Per Unit Amount	Proceeds	Average Cost	Realized Gain/Loss
Settled Sales/Maturities/Redemptions							
12/21 12/21	LT Capital Gain Distribution	DODGE & COX INCOME FD 12/20/17 LONG TERM CAPITAL GAINS @ 0.026 PER SHARE AS OF 12/20/17 (ID: 256210-10-5)	3,260.818	0.026	84.78		
Total Settled Sales/Maturities/Redemptions					**$467,199.47**	**($408,576.47)**	**$35,220.93 L** **$2,426.99 S**

Trade Date / Settle Date	Type	Description	Quantity	Per Unit Amount	Market Cost
Settled Securities Purchased					
4/5 4/6	Purchase	JPM SHRT-INT MUNI BND-I FUND 3602 JP MORGAN CHASE BANK AS SHAREHOLDER SERVICING AGENT @ 10.54 (ID: 4812C2-39-5)	1,680.025	10.54	(17,707.46)
4/6 4/7	Purchase	BLACKROCK NATIONAL MUNI-BR (ID: 09253C-74-4)	3,282.113	10.79	(35,414.00)
5/11 5/16	Purchase	ISHARES MSCI EAFE INDEX FUND @ 64.8773 36,071.77 BROKERAGE 8 34 MERRILL LYNCH PIERCE FENNER & SMIT (ID: 464287-46-5)	556.000	64.892	(36,080.11)
6/28 6/29	Purchase	JPM SHRT-INT MUNI BND-I FUND 3602 JP MORGAN CHASE BANK AS SHAREHOLDER SERVICING AGENT @ 10.62 (ID: 4812C2-39-5)	3,446 456	10.62	(36,601.36)
6/28 6/29	Purchase	JOHN HAN II-ABS RET CURR-R6 (ID: 41015K-71-4)	3,620.313	10 11	(36,601.36)
6/28 6/29	Purchase	AQR MANAGED FUTURES STR-R6 (ID: 00191K-60-9)	4,089.537	8.95	(36,601.36)

Trade Date / Settle Date	Type	Description	Quantity	Per Unit Amount	Market Cost
Settled Securities Purchased					
6/28 7/3	Purchase	ISHARES CORE MSCI EAFE ETF @ 61.3088 15,878.97 BROKERAGE 3.88 DEUTSCHE BANC ALEX BROWN INC (ID: 46432F-84-2)	259.000	61.324	(15,882.85)
6/28 7/3	Purchase	SPDR S&P 500 ETF TRUST @ 243.2277 12,161.38 BROKERAGE 0.75 UBS SECURITIES LLC (ID: 78462F-10-3)	50.000	243.243	(12,162.13)
6/28 7/3	Purchase	ISHARES CORE MSCI EAFE ETF @ 61.22 3,550.76 BROKERAGE 1.45 FIRST NEW YORK SECURITIES LLC (ID: 46432F-84-2)	58.000	61.245	(3,552.21)
6/28 7/3	Purchase	ISHARES CORE MSCI EAFE ETF @ 61.45 2,642.35 BROKERAGE 1.07 FIRST NEW YORK SECURITIES LLC (ID: 46432F-84-2)	43.000	61.475	(2,643.42)
6/28 7/5	Purchase	SPDR S&P 500 ETF TRUST @ 243.5249 8,766.89 BROKERAGE 0.54 UBS SECURITIES LLC (ID: 78462F-10-3)	36.000	243.54	(8,767.43)
6/29 7/5	Purchase	ISHARES CORE MSCI EAFE ETF @ 61.13 4,401.36 BROKERAGE 1.80 SG AMERICAS SECURITIES, LLC (ID: 46432F-84-2)	72.000	61.155	(4,403.16)
6/29 7/5	Purchase	ISHARES CORE MSCI EAFE ETF @ 61.0076 7,930.98 BROKERAGE 1.95 DEUTSCHE BANC ALEX BROWN INC (ID: 46432F-84-2)	130.000	61.023	(7,932.93)
11/27 11/28	Purchase	DODGE & COX INCOME FD (ID: 256210-10-5)	535.108	13.85	(7,411.24)
11/27 11/28	Purchase	DOUBLELINE TOTL RET BND-I (ID: 258620-10-3)	1,038.960	10.70	(11,116.87)
12/20 12/21	Purchase	T ROWE PR SUMM MUNI INT (ID: 77957N-20-9)	12,529.382	11.81	(147,972.00)
Total Settled Securities Purchased					**($420,849.89)**

(5)

F JAMES SENSENBRENNER JR TRUST ACCT[redacted]
For the Period 1/1/17 to 12/31/17

Account Summary

PRINCIPAL

Asset Allocation	Beginning Market Value	Ending Market Value	Change In Value	Estimated Annual Income	Current Allocation
Equity	741,908.68	892,569.45	150,660.77	15,657.77	79%
Alternative Assets	56,291.80	79,898.87	23,607.07	1,722.28	7%
Cash & Fixed Income	188,530.57	157,695.78	(30,834.79)	4,136.47	14%
Market Value	**$986,731.05**	**$1,130,164.10**	**$143,433.05**	**$21,516.52**	**100%**

Asset Allocation

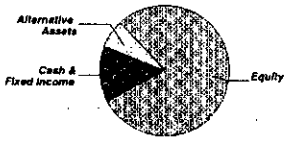

INCOME

Cash Position	Beginning Market Value	Ending Market Value	Change in Value
Cash Balance	6,569.54	11,964.84	5,395.30
Accruals	1,508.58	1,596.62	88.04
Market Value	**$8,078.12**	**$13,561.46**	**$5,483.34**

* **J.P. Morgan Managed** includes mutual funds, other registered funds and hedge funds managed by J.P. Morgan and structured products issued by J.P. Morgan. **Third-Party Managed & Other** includes mutual funds, exchange traded funds, hedge funds, and separately managed accounts managed by parties other than J.P. Morgan; separately managed accounts managed by J.P. Morgan where a party other than J.P. Morgan is the appointed investment advisor; structured products and exchange traded notes issued by parties other than J.P. Morgan; investment conduits investing in non-J.P. Morgan managed hedge funds, where J.P. Morgan is solely administrator to the conduit; and other investments not managed or issued by J.P. Morgan. **J.P. Morgan Cash & Liquidity Funds** includes cash, J.P. Morgan deposit sweeps and J.P. Morgan money market mutual funds. See important information about investment principles and conflicts in the disclosures section.

Manager Allocation *

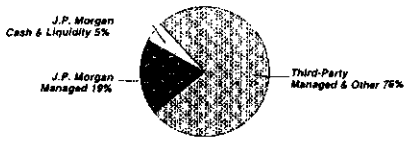

Account Summary CONTINUED

Portfolio Activity	PRINCIPAL Current Period Value	PRINCIPAL Year-to-Date Value	INCOME Current Period Value	INCOME Year-to-Date Value
Beginning Market Value	986,731.05	986,731.05	6,569.54	6,569.54
Additions	716.00	716.00	8,598.27	8,598.27
Withdrawals & Fees	(13,213.26)	(13,213.26)	(28,425.26)	(28,425.26)
Net Additions/Withdrawals	**($12,497.26)**	**($12,497.26)**	**($19,826.99)**	**($19,826.99)**
Income			25,222.29	25,222.29
Change in Investment Value	155,930.31	155,930.31		
Ending Market Value	**$1,130,164.10**	**$1,130,164.10**	**$11,964.84**	**$11,964.84**
Accruals	--	--	1,596.62	1,596.62
Market Value with Accruals	--	--	**$13,561.46**	**$13,561.46**

Tax Summary	Current Period Value	Year-to-Date Value
Domestic Dividends/Distributions	23,975.40	23,975.40
Interest Income	356.23	356.23
Taxable Income	**$24,331.63**	**$24,331.63**
Tax-Exempt Income	890.66	890.66
Tax-Exempt Income	**$890.66**	**$890.66**

	Current Period Value	Year-to-Date Value
LT Capital Gain Distributions	10,963.04	10,963.04
ST Realized Gain/Loss	947.02	947.02
LT Realized Gain/Loss	20,680.06	20,680.06
Realized Gain/Loss	**$32,590.12**	**$32,590.12**

	To-Date Value
Unrealized Gain/Loss	**$288,096.50**

Account Summary CONTINUED

Cost Summary	Cost
Equity	606,182.10
Cash & Fixed Income	155,630.03
Total	**$761,812.13**

Equity Summary

Asset Categories	Beginning Market Value	Ending Market Value	Change In Value	Current Allocation
US Large Cap Equity	373,242.01	445,432.51	72,190.50	39%
US Mid Cap Equity	45,633.84	0.00	(45,633.84)	
EAFE Equity	202,726.31	314,825.89	112,099.58	28%
Japanese Large Cap Equity	19,501.00	11,419.82	(8,081.18)	1%
Global Equity	100,805.52	120,891.23	20,085.71	11%
Total Value	**$741,908.68**	**$892,569.45**	**$150,660.77**	**79%**

Asset Categories

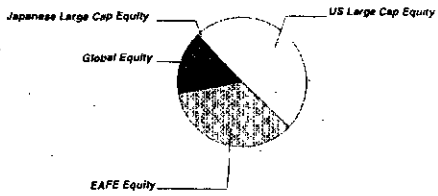

Equity as a percentage of your portfolio - 79 %

Market Value/Cost	Current Period Value
Market Value	892,569.45
Tax Cost	606,182.10
Unrealized Gain/Loss	286,387.35
Estimated Annual Income	15,657.77
Accrued Dividends	1,552.68
Yield	1.75%

Equity Detail

	Price	Quantity	Value	Adjusted Tax Cost / Original Cost	Unrealized Gain/Loss	Est. Annual Inc. / Accrued Div.	Yield
US Large Cap Equity							
HARTFORD CAPITAL APPREC FD CL - F 41664T-71-9 HCAF X	37.65	1,079.755	40,652.78	26,896.09	13,756.69		

	Price	Quantity	Value	Adjusted Tax Cost / Original Cost	Unrealized Gain/Loss	Est. Annual Inc. / Accrued Div.	Yield
US Large Cap Equity							
JPMORGAN TAX AWR EQTY-I FUND 1236 4812A1-65-4 JPDE X	33.45	1,887.771	63,145.94	25,306.42	37,839.52	560.66	0.89%
PRIMECAP ODYSSEY STOCK FD 74160Q-30-1 POSK X	31.91	1,097.200	35,011.65	16,458.00	18,553.65	334.64	0.96%
SPDR S&P 500 ETF TRUST 78462F-10-3 SPY	266.86	1,149.000	306,622.14	197,342.16	109,279.98	5,517.49 1,552.68	1.80%
Total US Large Cap Equity			**$445,432.51**	**$266,002.67**	**$179,429.84**	**$6,412.79** **$1,552.68**	**1.44%**
EAFE Equity							
DODGE & COX INTL STOCK FD 256206-10-3 DODF X	46.32	1,284.649	59,504.94	36,158.44	23,346.50	1,145.90	1.93%
ISHARES CORE MSCI EAFE ETF 46432F-84-2 IEFA	66.09	700.000	46,263.00	42,636.21	3,626.79	1,187.20	2.57%
ISHARES MSCI EAFE INDEX FUND 464287-46-5 EFA	70.31	1,618.000	113,761.58	91,260.30	22,501.28	2,918.87	2.57%
MFS INTL VALUE-R6 552746-34-9 MINJ X	43.29	1,197.826	51,853.89	30,652.00	21,201.89	921.12	1.78%
OAKMARK INTERNATIONAL-INST 413838-72-3 OANI X	28.59	1,519.499	43,442.48	37,486.00	5,956.48	659.46	1.52%
Total EAFE Equity			**$314,825.89**	**$238,192.95**	**$76,632.94**	**$6,832.55**	**2.17%**

	Price	Quantity	Value	Adjusted Tax Cost / Original Cost	Unrealized Gain/Loss	Est. Annual Inc. / Accrued Div.	Yield
Japanese Large Cap Equity							
BROWN ADV JAPAN ALPHA OPP-IS 115233-57-9 BAFJ X	11.45	997.364	11,419.82	9,654.48	1,765.34		
Global Equity							
JPMORGAN GL RES ENH IDX-R6 48129C-20-7 JEIY X	22.45	5,384.910	120,891.23	92,332.00	28,559.23	2,412.43	2.00%

Alternative Assets Summary

Asset Categories	Beginning Estimated Value	Ending Estimated Value	Change In Value	Current Allocation
Hedge Funds	56,291.80	79,898.87	23,607.07	7%

Alternative Assets Detail

	Price	Quantity	Estimated Value	Cost
Hedge Funds				
AMERICAN BEACON GLG TR-UTL 024525-17-2 GLGU X	10.64	983.318	10,462.50	10,669.00
AQR LONG-SHORT EQUITY-R6 00191K-50-0 QLER X	13.91	1,156.091	16,081.23	15,213.00
CRM LONG/SHORT OPPORTUNITIES FUND 12628J-88-1 CRIH X	10.32	1,563.501	16,135.33	15,768.00
EQUINOX FDS TR IPM SYSTMATC I 29446A-71-0 EQIP X	9.99	877.295	8,764.18	9,080.00
EQUINOX CAMPBELL STRATEGY-I 29446A-81-9 EBSI X	10.15	869.412	8,824.53	9,015.81
PIMCO UNCONSTRAINED BOND-INS 72201M-48-7 PFIU X	10.82	1,814.335	19,631.10	20,509.66
Total Hedge Funds			**$79,898.87**	**$80,255.47**

Cash & Fixed Income Summary

Asset Categories	Beginning Market Value	Ending Market Value	Change In Value	Current Allocation
Cash	55,215.36	53,861.47	(1,353.89)	5%
US Fixed Income	114,557.56	93,383.50	(21,174.06)	8%
Non-US Fixed Income	18,757.65	10,450.81	(8,306.84)	1%
Total Value	**$188,530.57**	**$157,695.78**	**($30,834.79)**	**14%**

Market Value/Cost	Current Period Value
Market Value	157,695.78
Tax Cost	155,630.03
Unrealized Gain/Loss	2,065.75
Estimated Annual Income	4,136.47
Accrued Interest	43.94
Yield	2.62%

Asset Categories

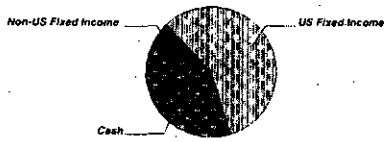

Cash & Fixed Income as a percentage of your portfolio - 14 %

SUMMARY BY MATURITY

Cash & Fixed Income	Market Value	% of Cash & Fixed Income
0-6 months[1]	157,695.78	100%

[1] The years indicate the number of years until the bond is scheduled to mature based on the statement end date. Some bonds may be called, or paid in full, before their stated maturity.

SUMMARY BY TYPE

Cash & Fixed Income	Market Value	% of Cash & Fixed Income
Cash	53,861.47	36%
Mutual Funds	50,352.52	31%
Other	53,481.79	33%
Total Value	**$157,695.78**	**100%**

Note: [1] This is the Annual Percentage Yield (APY) which is the rate earned if balances remain on deposit for a full year with compounding, there is no change in the interest rate and all interest is left in the account.

Cash & Fixed Income Detail

	Price	Quantity	Value	Adjusted Tax Cost / Original Cost	Unrealized Gain/Loss	Est. Annual Income / Accrued Interest	Yield
Cash							
US DOLLAR PRINCIPAL	1.00	53,861.47	53,861.47	53,861.47		541.30 43.94	1.01% [1]
US Fixed Income							
DODGE & COX INCOME FD 256210-10-5	13.76	804.34	11,067.75	11,116.00	(48.25)	305.64	2.76%
JPMORGAN INTERM T/F BND-R6 48129C-10-8	10.78	969.20	10,447.98	9,604.84	843.14	275.25	2.63%
JPM SHRT-INT MUNI BND-I FUND 3602 4812C2-39-5	10.55	2,941.23	31,030.00	31,030.00		455.89	1.47%
NB HIGH INCOME BOND-R6 64128K-57-9	8.70	2,580.67	22,451.79	20,354.72	2,097.07	1,194.84	5.32%
DOUBLELINE TOTL RET BND-I 258620-10-3	10.63	1,729.63	18,365.98	19,108.00	(722.02)	678.01	3.69%
Total US Fixed Income			**$93,383.50**	**$91,213.56**	**$2,169.94**	**$2,909.63**	**3.12%**

	Price	Quantity	Value	Adjusted Tax Cost / Original Cost	Unrealized Gain/Loss	Est. Annual Income / Accrued Interest	Yield
Non-US Fixed Income							
T ROWE PR EMERG MKTS BND-I 77956H-53-4	12.47	838.08	10,450.81	10,555.00	(104.19)	685.54	6.56%

Portfolio Activity Summary

Transactions	PRINCIPAL Current Period Value	PRINCIPAL Year-To-Date Value*	INCOME Current Period Value	INCOME Year-To-Date Value*
Beginning Cash Balance	**55,215.36**	--	**6,569.54**	--
INFLOWS				
Income			25,222.29	25,222.29
Contributions	716.00	716.00		
Total Inflows	**$716.00**	**$716.00**	**$25,222.29**	**$25,222.29**
OUTFLOWS **				
Withdrawals			(24,541.95)	(24,541.95)
Fees & Commissions	(3,882.99)	(3,882.99)	(3,883.31)	(3,883.31)
Tax Payments	(732.00)	(732.00)		
Miscellaneous Debits	(8,598.27)	(8,598.27)	8,598.27	8,598.27
Total Outflows	**($13,213.26)**	**($13,213.26)**	**($19,826.99)**	**($19,826.99)**
TRADE ACTIVITY				
Settled Sales/Maturities/Redemptions	142,312.83	142,312.83		
Settled Securities Purchased	(131,169.46)	(131,169.46)		
Total Trade Activity	**$11,143.37**	**$11,143.37**	**$0.00**	**$0.00**
Ending Cash Balance	**$53,861.47**	--	**$11,964.84**	--

Portfolio Activity Summary

Cost Adjustments	Current Period Value	Year-To-Date Value*
Cost Adjustments	(149.18)	(149.18)
Total Cost Adjustments	**($149.18)**	**($149.18)**

* Year to date information is calculated on a calendar year basis.
** Your account's standing instructions use a HIGH COST method for relieving assets from your position

Portfolio Activity Detail

INFLOWS & OUTFLOWS

Settle Date	Type / Selection Method	Description	Quantity / Cost	Per Unit Amount	PRINCIPAL Amount	INCOME Amount
Income						
1/3	Interest Income	DEPOSIT SWEEP INTEREST FOR 12/01/16 - 12/31/16 @ .33% RATE ON AVG COLLECTED BALANCE OF $56,977.64 AS OF 01/01/17				16.19
1/3	Div Domest	VANGUARD INTM TRM INV G-ADM 01/03/17 INCOME DIVIDEND (ID: 922031-81-0)	1,838.746	0.022		41.09
1/4	Div Domest	DOUBLELINE TOTL RET BND-I 12/30/16 INCOME DIVIDEND @ 0.034 PER SHARE AS OF 12/30/16 (ID: 258620-10-3)	1,729.631	0.035		59.81
1/4	Div Domest	NEUBERGER BERMAN HI IN B-INS 12/30/16 INCOME DIVIDEND AS OF 12/30/16 (ID: 64128K-86-8)	4,598.569	0.04		183.32

Settle Date	Type / Selection Method	Description	Quantity / Cost	Per Unit / Amount	PRINCIPAL / Amount	INCOME / Amount
Income						
1/4	Div Domest	PIMCO UNCONSTRAINED BOND-INS 12/30/16 INCOME DIVIDEND AS OF 12/30/16 (ID: 72201M-48-7)	1,814.335	0.021		38.02
1/4	Div Domest	T ROWE PR EMERG MKTS BND 12/30/16 INCOME DIVIDEND AS OF 12/30/16 (ID: 77956H-87-2)	1,528.741	0.074		112.62
1/30	Tax-Exempt Income	JPMORGAN INTERM T/F BND-I FUND 1374 @ 0.02299 PER SHARE (ID: 4812A0-45-8)	3,594.002	0.023		82.63
1/31	Div Domest	SPDR S&P 500 ETF TRUST @ 1.32893 PER SHARE (ID: 78462F-10-3)	1,123.000	1.329		1,492.39
2/1	Interest Income	DEPOSIT SWEEP INTEREST FOR 01/01/17 - 01/31/17 @ 40% RATE ON AVG COLLECTED BALANCE OF $61,718.05 AS OF 02/01/17				20.81
2/1	Div Domest	VANGUARD INTM TRM INV G-ADM 02/01/17 INCOME DIVIDEND (ID: 922031-81-0)	1,838.746	0.022		40.83
2/2	Div Domest	DOUBLELINE TOTL RET BND-I 01/31/17 INCOME DIVIDEND @ 0.034 PER SHARE AS OF 01/31/17 (ID: 258620-10-3)	1,729.631	0.034		59.54
2/2	Div Domest	NEUBERGER BERMAN HI IN B-INS 01/31/17 INCOME DIVIDEND AS OF 01/31/17 (ID: 64128K-86-8)	4,598.569	0.041		186.27
2/2	Div Domest	PIMCO UNCONSTRAINED BOND-INS 01/31/17 INCOME DIVIDEND AS OF 01/31/17 (ID: 72201M-48-7)	1,814.335	0.012		21.34
2/2	Div Domest	T ROWE PR EMERG MKTS BND 01/31/17 INCOME DIVIDEND AS OF 01/31/17 (ID: 77956H-87-2)	1,528.741	0.063		96.27
2/23	Div Domest	T ROWE PR EMERG MKTS BND 02/22/17 INCOME DIVIDEND AS OF 02/22/17 (ID: 77956H-87-2)	1,528.741	0.052		80.08
2/27	Tax-Exempt Income	JPMORGAN INTERM T/F BND-I FUND 1374 @ 0.02424 PER SHARE (ID: 4812A0-45-8)	3,594.002	0.024		87.12

Settle Date	Type / Selection Method	Description	Quantity / Cost	Per Unit Amount	PRINCIPAL Amount	INCOME Amount
Income						
3/1	Interest Income	DEPOSIT SWEEP INTEREST FOR 02/01/17 - 02/28/17 @ .40% RATE ON AVG COLLECTED BALANCE OF $63,049.11 AS OF 03/01/17				19.32
3/1	Div Domest	VANGUARD INTM TRM INV G-ADM 03/01/17 INCOME DIVIDEND (ID: 922031-81-0)	1,838.746	0.021		39.26
3/2	Div Domest	DOUBLELINE TOTL RET BND-I 02/28/17 INCOME DIVIDEND @ 0.031 PER SHARE AS OF 02/28/17 (ID: 258620-10-3)	1,729.631	0.031		54.31
3/2	Div Domest	NEUBERGER BERMAN HI IN B-INS 02/28/17 INCOME DIVIDEND AS OF 02/28/17 (ID: 64128K-86-8)	4,598.569	0.04		183.20
3/2	Div Domest	PIMCO UNCONSTRAINED BOND-INS 02/28/17 INCOME DIVIDEND AS OF 02/28/17 (ID: 72201M-48-7)	1,814.335	0.015		27.08
3/2	Div Domest	T ROWE PR EMERG MKTS BND-I 02/28/17 INCOME DIVIDEND AS OF 02/28/17 (ID: 77956H-53-4)	1,528.741	0.015		22.35
3/30	Tax-Exempt Income	JPMORGAN INTERM T/F BND-I FUND 1374 @ 0.02305 PER SHARE (ID: 4812A0-45-8)	3,594.002	0.023		82.84
3/30	Div Domest	JPMORGAN TAX AWR EQTY-I FUND 1236 @ 0.04853 PER SHARE (ID: 4812A1-65-4)	1,887.771	0.049		91.61
3/30	Div Domest	ISHARES CORE S&P MIDCAP ETF @ 0.534267 PER SHARE (ID: 464287-50-7)	276.000	0.534		147.46
4/3	Interest Income	DEPOSIT SWEEP INTEREST FOR 03/01/17 - 03/31/17 @ .46% RATE ON AVG COLLECTED BALANCE OF $58,570.60 AS OF 04/01/17				22.59
4/3	Div Domest	VANGUARD INTM TRM INV G-ADM 04/03/17 INCOME DIVIDEND (ID: 922031-81-0)	1,838.746	0.025		45.21
4/4	Div Domest	DOUBLELINE TOTL RET BND-I 03/31/17 INCOME DIVIDEND @ 0.034 PER SHARE AS OF 03/31/17 (ID: 258620-10-3)	1,729.631	0.035		60.53

Settle Date	Type / Selection Method	Description	Quantity / Cost	Per Unit Amount	PRINCIPAL Amount	INCOME Amount
Income						
4/4	Div Domest	NEUBERGER BERMAN HI IN B-INS 03/31/17 INCOME DIVIDEND AS OF 03/31/17 (ID: 64128K-86-8)	4,598.569	0.041		189.50
4/4	Div Domest	PIMCO UNCONSTRAINED BOND-INS 03/31/17 INCOME DIVIDEND AS OF 03/31/17 (ID: 72201M-48-7)	1,814.335	0.021		37.76
4/4	Div Domest	T ROWE PR EMERG MKTS BND-I 03/31/17 INCOME DIVIDEND AS OF 03/31/17 (ID: 77956H-53-4)	1,528.741	0.076		115.84
4/20	Div Domest	VANGUARD INTM TRM INV G-ADM 04/20/17 INCOME DIVIDEND (ID: 922031-81-0)	1,838.746	0.015		27.61
4/27	Tax-Exempt Income	JPMORGAN INTERM T/F BND-I FUND 1374 @ 0.02157 PER SHARE (ID: 4812A0-45-8)	2,881.850	0.022		62.16
4/27	Tax-Exempt Income	JPM SHRT-INT MUNI BND-I FUND 3602 @ 0.01245 PER SHARE (ID: 4812C2-39-5)	2,941.232	0.012		36 62
4/28	Div Domest	SPDR S&P 500 ETF TRUST @ 1.033118 PER SHARE (ID: 78462F-10-3)	1,123.000	1.033		1,160.19
5/1	Interest Income	DEPOSIT SWEEP INTEREST FOR 04/01/17 - 04/30/17 @ .57% RATE ON AVG COLLECTED BALANCE OF $48,096.74 AS OF 05/01/17				22.63
5/2	Div Domest	DOUBLELINE TOTL RET BND-I 04/28/17 INCOME DIVIDEND @ 0.031 PER SHARE AS OF 04/28/17 (ID: 258620-10-3)	1,729 631	0.032		54.95
5/2	Div Domest	NEUBERGER BERMAN HI IN B-INS 04/28/17 INCOME DIVIDEND AS OF 04/28/17 (ID: 64128K-86-8)	4,598.569	0.041		190.06
5/2	Div Domest	PIMCO UNCONSTRAINED BOND-INS 04/28/17 INCOME DIVIDEND AS OF 04/28/17 (ID: 72201M-48-7)	1,814.335	0.017		30.99
5/2	Div Domest	T ROWE PR EMERG MKTS BND-I 04/28/17 INCOME DIVIDEND AS OF 04/28/17 (ID: 77956H-53-4)	1,528.741	0.062		94.31

Settle Date	Type / Selection Method	Description	Quantity / Cost	Per Unit Amount	PRINCIPAL Amount	INCOME Amount
Income						
5/30	Tax-Exempt Income	JPMORGAN INTERM T/F BND-I FUND 1374 @ 0.02164 PER SHARE (ID: 4812A0-45-8)	2,881.850	0.022		62.36
5/30	Tax-Exempt Income	JPM SHRT-INT MUNI BND-I FUND 3602 @ 0.01082 PER SHARE (ID: 4812C2-39-5)	2,941.232	0.011		31.82
6/1	Interest Income	DEPOSIT SWEEP INTEREST FOR 05/01/17 - 05/31/17 @ .60% RATE ON AVG COLLECTED BALANCE OF $58,471.95 AS OF 06/01/17				29.68
6/2	Div Domest	DOUBLELINE TOTL RET BND-I 05/31/17 INCOME DIVIDEND @ 0.033 PER SHARE AS OF 05/31/17 (ID: 258620-10-3)	1,729.631	0.034		58.61
6/2	Div Domest	NEUBERGER BERMAN HI IN B-INS 05/31/17 INCOME DIVIDEND AS OF 05/31/17 (ID: 64128K-86-8)	4,598.569	0.04		184.96
6/2	Div Domest	PIMCO UNCONSTRAINED BOND-INS 05/31/17 INCOME DIVIDEND AS OF 05/31/17 (ID: 72201M-48-7)	1,814.335	0.017		31.16
6/2	Div Domest	T ROWE PR EMERG MKTS BND-I 05/31/17 INCOME DIVIDEND AS OF 05/31/17 (ID: 77956H-53-4)	1,528.741	0.066		101.18
6/26	Div Domest	ISHARES MSCI EAFE INDEX FUND @ 1.061731 PER SHARE (ID: 464287-46-5)	1,618.000	1.062		1,717.88
6/29	Tax-Exempt Income	JPMORGAN INTERM T/F BND-I FUND 1374 @ 0.02228 PER SHARE (ID: 4812A0-45-8)	2,881.850	0.022		64.21
6/29	Div Domest	JPMORGAN TAX AWR EQTY-I FUND 1236 @ 0.07625 PER SHARE (ID: 4812A1-65-4)	1,887.771	0.076		143.94
6/29	Tax-Exempt Income	JPM SHRT-INT MUNI BND-I FUND 3602 @ 0.01366 PER SHARE (ID: 4812C2-39-5)	2,941.232	0.014		40.18
6/30	Div Domest	ISHARES CORE S&P MIDCAP ETF @ 0.601791 PER SHARE (ID: 464287-50-7)	184.000	0.602		110.73

Settle Date	Type / Selection Method	Description	Quantity / Cost	Per Unit Amount	PRINCIPAL Amount	INCOME Amount
Income						
7/3	Interest Income	DEPOSIT SWEEP INTEREST FOR 06/01/17 - 06/30/17 @ .70% RATE ON AVG COLLECTED BALANCE OF $58,628.80 AS OF 07/01/17				33.87
7/5	Div Domest	DOUBLELINE TOTL RET BND-I 06/30/17 INCOME DIVIDEND @ 0.032 PER SHARE AS OF 06/30/17 (ID: 258620-10-3)	1,729.631	0 033		56.50
7/5	Div Domest	NEUBERGER BERMAN HI IN B-INS 06/30/17 INCOME DIVIDEND AS OF 06/30/17 (ID: 64128K-86-8)	3,645.608	0.05		183.61
7/5	Div Domest	PIMCO UNCONSTRAINED BOND-INS 06/30/17 INCOME DIVIDEND AS OF 06/30/17 (ID: 72201M-48-7)	1,814.335	0.02		35.50
7/5	Div Domest	T ROWE PR EMERG MKTS BND-I 06/30/17 INCOME DIVIDEND AS OF 06/30/17 (ID: 77956H-53-4)	838.076	0.124		104.01
7/28	Tax-Exempt Income	JPMORGAN INTERM T/F BND-I FUND 1374 @ 0.02266 PER SHARE (ID: 4812A0-45-8)	969.200	0.023		21.96
7/28	Tax-Exempt Income	JPM SHRT-INT MUNI BND-I FUND 3602 @ 0.01319 PER SHARE (ID: 4812C2-39-5)	2,941.232	0.013		38.79
7/31	Div Domest	SPDR S&P 500 ETF TRUST @ 1 183108 PER SHARE (ID: 78462F-10-3)	1,123.000	1 183		1,328.63
8/1	Interest Income	DEPOSIT SWEEP INTEREST FOR 07/01/17 - 07/31/17 @ .80% RATE ON AVG COLLECTED BALANCE OF $58,888.09 AS OF 08/01/17				40.22
8/2	Div Domest	DOUBLELINE TOTL RET BND-I 07/31/17 INCOME DIVIDEND @ 0.031 PER SHARE AS OF 07/31/17 (ID: 258620-10-3)	1,729.631	0.032		54.71
8/2	Div Domest	NEUBERGER BERMAN HI IN B-INS 07/31/17 INCOME DIVIDEND AS OF 07/31/17 (ID: 64128K-86-8)	3,645.608	0.04		145.66
8/2	Div Domest	PIMCO UNCONSTRAINED BOND-INS 07/31/17 INCOME DIVIDEND AS OF 07/31/17 (ID: 72201M-48-7)	1,814.335	0.018		33.38

Settle Date	Type / Selection Method	Description	Quantity / Cost	Per Unit Amount	PRINCIPAL Amount	INCOME Amount
Income						
8/2	Div Domest	T ROWE PR EMERG MKTS BND-I 07/31/17 INCOME DIVIDEND AS OF 07/31/17 (ID: 77956H-53-4)	838.076	0.063		52.50
8/30	Tax-Exempt Income	JPMORGAN INTERM T/F BND-I FUND 1374 @ 0.02182 PER SHARE (ID: 4812A0-45-8)	969.200	0.022		21.15
8/30	Tax-Exempt Income	JPM SHRT-INT MUNI BND-I FUND 3602 @ 0.01236 PER SHARE (ID: 4812C2-39-5)	2,941.232	0.012		36 35
9/1	Interest Income	DEPOSIT SWEEP INTEREST FOR 08/01/17 - 08/31/17 @ .85% RATE ON AVG COLLECTED BALANCE OF $57,333.18 AS OF 09/01/17				41.23
9/5	Div Domest	DOUBLELINE TOTL RET BND-I 08/31/17 INCOME DIVIDEND @ 0.031 PER SHARE AS OF 08/31/17 (ID: 258620-10-3)	1,729.631	0.032		54.63
9/5	Div Domest	NEUBERGER BERMAN HI IN B-INS 08/31/17 INCOME DIVIDEND AS OF 08/31/17 (ID: 64128K-86-8)	3,645.608	0.039		141 53
9/5	Div Domest	PIMCO UNCONSTRAINED BOND-INS 08/31/17 INCOME DIVIDEND AS OF 08/31/17 (ID: 72201M-48-7)	1,814.335	0.021		37.75
9/5	Div Domest	T ROWE PR EMERG MKTS BND-I 08/31/17 INCOME DIVIDEND AS OF 08/31/17 (ID: 77956H-53-4)	838.076	0.069		57.88
9/28	Tax-Exempt Income	JPMORGAN INTERM T/F BND-I FUND 1374 @ 0.02209 PER SHARE (ID: 4812A0-45-8)	969.200	0.022		21 41
9/28	Div Domest	JPMORGAN TAX AWR EQTY-I FUND 1236 @ 0.07422 PER SHARE (ID: 4812A1-65-4)	1,887.771	0.074		140.11
9/28	Tax-Exempt Income	JPM SHRT-INT MUNI BND-I FUND 3602 @ 0.01335 PER SHARE (ID: 4812C2-39-5)	2,941.232	0.013		39.27
9/28	Div Domest	NEUBERGER BERMAN HI IN B-INS 09/27/17 INCOME DIVIDEND AS OF 09/27/17 (ID: 64128K-86-8)	3,645.608	0.035		126.93

Settle Date	Type / Selection Method	Description	Quantity / Cost	Per Unit Amount	PRINCIPAL Amount	INCOME Amount
Income						
10/2	Interest Income	DEPOSIT SWEEP INTEREST FOR 09/01/17 - 09/30/17 @ .85% RATE ON AVG COLLECTED BALANCE OF $52,599.55 AS OF 10/01/17				36.50
10/3	Div Domest	DOUBLELINE TOTL RET BND-I 09/29/17 INCOME DIVIDEND @ 0.031 PER SHARE AS OF 09/29/17 (ID: 258620-10-3)	1,729.631	0.032		54.61
10/3	Div Domest	NB HIGH INCOME BOND-R6 09/29/17 INCOME DIVIDEND AS OF 09/29/17 (ID: 64128K-57-9)	3,645.608	0.004		14 33
10/3	Div Domest	PIMCO UNCONSTRAINED BOND-INS 09/29/17 INCOME DIVIDEND AS OF 09/29/17 (ID: 72201M-48-7)	1,814.335	0.021		38.25
10/3	Div Domest	T ROWE PR EMERG MKTS BND-I 09/29/17 INCOME DIVIDEND AS OF 09/29/17 (ID. 77956H-53-4)	838.076	0.072		60.53
10/30	Tax-Exempt Income	JPMORGAN INTERM T/F BND-I FUND 1374 @ 0.02189 PER SHARE (ID: 4812A0-45-8)	969.200	0.022		21.22
10/30	Tax-Exempt Income	JPM SHRT-INT MUNI BND-I FUND 3602 @ 0.01277 PER SHARE (ID: 4812C2-39-5)	2,941.232	0.013		37.56
10/31	Div Domest	SPDR S&P 500 ETF TRUST @ 1 234574 PER SHARE (ID: 78462F-10-3)	1,149.000	1.235		1,418 53
11/1	Interest Income	DEPOSIT SWEEP INTEREST FOR 10/01/17 - 10/31/17 @ 85% RATE ON AVG COLLECTED BALANCE OF $50,122.56 AS OF 11/01/17				36.01
11/2	Div Domest	DOUBLELINE TOTL RET BND-I 10/31/17 INCOME DIVIDEND @ 0.032 PER SHARE AS OF 10/31/17 (ID: 258620-10-3)	1,729.631	0.032		55.47
11/2	Div Domest	NB HIGH INCOME BOND-R6 10/31/17 INCOME DIVIDEND AS OF 10/31/17 (ID: 64128K-57-9)	3,645.608	0.04		145.42
11/2	Div Domest	PIMCO UNCONSTRAINED BOND-INS 10/31/17 INCOME DIVIDEND AS OF 10/31/17 (ID: 72201M-48-7)	1,814.335	0.021		38.50

Settle Date	Type / Selection Method	Description	Quantity / Cost	Per Unit Amount	PRINCIPAL Amount	INCOME Amount
Income						
11/2	Div Domest	T ROWE PR EMERG MKTS BND-I 10/31/17 INCOME DIVIDEND AS OF 10/31/17 (ID: 77956H-53-4)	838.076	0.069		57.61
11/29	Tax-Exempt Income	JPMORGAN INTERM T/F BND-I FUND 1374 @ 0.022 PER SHARE (ID: 4812A0-45-8)	969.200	0.022		21.74
11/29	Tax-Exempt Income	JPM SHRT-INT MUNI BND-I FUND 3602 @ 0.015 PER SHARE (ID: 4812C2-39-5)	2,941.232	0.015		45.09
12/1	Interest Income	DEPOSIT SWEEP INTEREST FOR 11/01/17 - 11/30/17 @ .89% RATE ON AVG COLLECTED BALANCE OF $50,512.60 AS OF 12/01/17				37.18
12/1	Div Domest	DOUBLELINE TOTL RET BND-I 11/30/17 INCOME DIVIDEND @ 0.031 PER SHARE AS OF 11/30/17 (ID: 258620-10-3)	1,729.631	0.032		54.75
12/1	Div Domest	NB HIGH INCOME BOND-R6 11/30/17 INCOME DIVIDEND AS OF 11/30/17 (ID: 64128K-57-9)	2,580.665	0.05		129.19
12/1	Div Domest	PIMCO UNCONSTRAINED BOND-INS 11/30/17 INCOME DIVIDEND AS OF 11/30/17 (ID: 72201M-48-7)	1,814.335	0.023		41.74
12/1	Div Domest	T ROWE PR EMERG MKTS BND-I 11/30/17 INCOME DIVIDEND AS OF 11/30/17 (ID: 77956H-53-4)	838.076	0.062		52.22
12/15	STCapitalGain Dist	MFS INTL VALUE-R6 12/14/17 SHORT TERM CAPITAL GAINS @ 0.018 PER SHARE AS OF 12/14/17 (ID: 552746-34-9)	1,197.826	0.018		22.15
12/15	Div Domest	OAKMARK INTERNATIONAL-INST 12/15/17 INCOME DIVIDEND @ 0.433 PER SHARE (ID: 413838-72-3)	1,519.499	0.434		659.16
12/15	Div Domest	MFS INTL VALUE-R6 12/14/17 INCOME DIVIDEND @ 0.769 PER SHARE AS OF 12/14/17 (ID: 552746-34-9)	1,197.826	0.769		921.36
12/15	STCapitalGain Dist	CRM LONG/SHORT OPPORTUNITIES FUND 12/14/17 SHORT TERM CAPITAL GAINS @ 0.024 PER SHARE AS OF 12/14/17 (ID: 12628J-88-1)	1,563.501	0.024		38.20

Settle Date	Type / Selection Method	Description	Quantity / Cost	Per Unit Amount	PRINCIPAL Amount	INCOME Amount
Income						
12/19	STCapitalGain Dist	HARTFORD CAPITAL APPREC FD CL - F 12/18/17 SHORT TERM CAPITAL GAINS @ 2.217 PER SHARE AS OF 12/18/17 (ID: 41664T-71-9)	1,079.755	2.218		2,394.43
12/20	STCapitalGain Dist	PRIMECAP ODYSSEY STOCK FD 12/18/17 SHORT TERM CAPITAL GAINS @ 0.031 PER SHARE AS OF 12/18/17 (ID: 74160Q-30-1)	1,097.200	0.031		34.36
12/20	Div Domest	PRIMECAP ODYSSEY STOCK FD 12/18/17 INCOME DIVIDEND @ 0.305 PER SHARE AS OF 12/18/17 (ID: 74160Q-30-1)	1,097.200	0.305		334.65
12/21	Div Domest	JPMORGAN TAX AWR EQTY-I FUND 1236 @ 0.097 PER SHARE (ID: 4812A1-65-4)	1,887.771	0.098		184.98
12/21	Div Domest	JPMORGAN GL RES ENH IDX-R6 @ 0.448 PER SHARE (ID: 48129C-20-7)	5,384.910	0.448		2,413.14
12/21	Div Domest	DODGE & COX INTL STOCK FD 12/20/17 INCOME DIVIDEND @ 0.892 PER SHARE AS OF 12/20/17 (ID: 256206-10-3)	1,284.649	0.892		1,145.91
12/21	Div Domest	DODGE & COX INCOME FD 12/20/17 INCOME DIVIDEND @ 0.090 PER SHARE AS OF 12/20/17 (ID: 256210-10-5)	804.342	0.09		72.39
12/22	STCapitalGain Dist	AQR LONG-SHORT EQUITY-R6 12/20/17 SHORT TERM CAPITAL GAINS @ 0.264 PER SHARE AS OF 12/20/17 (ID: 00191K-50-0)	1,156.091	0.265		306.19
12/22	Div Domest	AQR LONG-SHORT EQUITY-R6 12/20/17 INCOME DIVIDEND @ 0.571 PER SHARE AS OF 12/20/17 (ID: 00191K-50-0)	1,156.091	0.571		660.20
12/26	Div Domest	ISHARES MSCI EAFE INDEX FUND @ 0.742566 PER SHARE (ID: 464287-46-5)	1,618.000	0.743		1,201.47

Settle Date	Type / Selection Method	Description	Quantity / Cost	Per Unit Amount	PRINCIPAL Amount	INCOME Amount
Income						
12/26	Div Domest	ISHARES CORE MSCI EAFE ETF @ 0.730866 PER SHARE (ID: 46432F-84-2)	700.000	0.731		511.61
12/26	STCapitalGain Dist	AMERICAN BEACON GLG TR-UTL 12/22/17 SHORT TERM CAPITAL GAINS @ 0.016 PER SHARE AS OF 12/22/17 (ID: 024525-17-2)	983.318	0.017		16.32
12/26	Div Domest	AMERICAN BEACON GLG TR-UTL 12/22/17 INCOME DIVIDEND @ 0.057 PER SHARE AS OF 12/22/17 (ID: 024525-17-2)	983.318	0.058		56.93
12/28	Tax-Exempt Income	JPM SHRT-INT MUNI BND-I FUND 3602 @ 0.012 PER SHARE (ID: 4812C2-39-5)	2,941.232	0.012		36.18
12/28	Div Domest	JPMORGAN INTERM T/F BND-R6 @ 0.024 PER SHARE (ID: 48129C-10-8)	969.200	0.024		23.27
12/28	Div Domest	PIMCO UNCONSTRAINED BOND-INS 12/27/17 INCOME DIVIDEND @ 0.277 PER SHARE AS OF 12/27/17 (ID: 72201M-48-7)	1,814.335	0.277		503.31
12/29	Div Domest	HARTFORD CAPITAL APPREC FD CL - F 12/28/17 INCOME DIVIDEND @ 0.396 PER SHARE AS OF 12/28/17 (ID: 41664T-71-9)	1,079.755	0.397		428.63
Total Income						**$25,222.29**

Settle Date	Type / Selection Method	Description	Quantity / Cost	PRINCIPAL Amount	INCOME Amount
Contributions					
4/4	Tax Refund	2016 STATE REFUND WISCONSIN		168.00	
5/16	Tax Refund	2016 1041 FEDERAL REFUND		548.00	
Total Contributions				**$716.00**	

Settle Date	Type / Selection Method	Description	Quantity / Cost	PRINCIPAL Amount	INCOME Amount
Miscellaneous Credits					
2/22	Share Class Conv.	T ROWE PR EMERG MKTS BND TO 77956H534 (ID: 77956H-87-2)	(1,528.741) (19,253.46)		
2/22	Share Class Conv.	T ROWE PR EMERG MKTS BND-I FROM 77956H872 (ID: 77956H-53-4)	1,528.741 19,253.46		
4/12	Share Class Conv.	OAKMARK INTERNATIONAL-I TO 413838723 (ID: 413838-20-2)	(1,521.347) (37,486.00)		
4/12	Share Class Conv.	OAKMARK INTERNATIONAL-INST FROM 413838202 (ID: 413838-72-3)	1,519.499 37,486.00		
8/16	Share Class Conv.	MFS INTL VALUE-I TO 552746349 (ID: 55273E-82-2)	(1,147.951) (30,652.00)		
8/16	Share Class Conv.	MFS INTL VALUE-R6 FROM 55273E822 (ID: 552746-34-9)	1,197.826 30,652.00		
9/14	Share Class Conv.	HARTFORD CAPITAL APPREC-I TO 41664T719 (ID: 416649-30-9)	(1,080.544) (26,896.09)		
9/14	Share Class Conv.	HARTFORD MUT FDS INC CAP APPRECTN F FROM 416649309 (ID: 41664T-71-9)	1,079.755 26,896.09		
9/27	Share Class Conv.	NEUBERGER BERMAN HI IN B-INS TO 64128K579 (ID: 64128K-86-8)	(3,645.608) (29,055.31)		
9/27	Share Class Conv.	NEUBERGER BERMAN INCOME FDS HIGH INC CL R6 FROM 64128K868 (ID: 64128K-57-9)	3,645.608 29,055.31		
12/6	Share Class Conv.	JPM GLBL RES ENH INDEX FD - CL I FUND 3457 TO 48129C207 (ID: 46637K-51-3)	(5,384.910) (92,332.00)		
12/6	Share Class Conv.	JPMORGAN GL RES ENH IDX-R6 FROM 46637K513 (ID: 48129C-20-7)	5,384.910 92,332.00		
12/6	Share Class Conv.	JPMORGAN INTERM T/F BND-I FUND 1374 TO 48129C108 (ID: 4812A0-45-8)	(969.200) (9,604.84)		

Settle Date	Type / Selection Method	Description	Quantity / Cost	PRINCIPAL Amount	INCOME Amount
Miscellaneous Credits					
12/6	Share Class Conv.	JPMORGAN INTERM T/F BND-R6 FROM 4812A0458 (ID: 48129C-10-8)	969.200 9,604.84		
Total Miscellaneous Credits					

Settle Date	Type / Selection Method	Description	Quantity / Cost	PRINCIPAL Amount	INCOME Amount
Withdrawals					
3/10	Pmt to Beneficiary	ACH TRANSFER TO CHECKING [redacted]			(6,152.43)
6/9	Pmt to Beneficiary	ACH TRANSFER TO CHECKING [redacted]			(6,129.84)
9/11	Pmt to Beneficiary	ACH TRANSFER TO CHECKING [redacted]			(6,129.84)
12/11	Pmt to Beneficiary	ACH TRANSFER TO CHECKING [redacted]			(6,129.84)
Total Withdrawals					**($24,541.95)**
Fees & Commissions					
1/4	Fees & Commissions	JPMORGAN CHASE TRUST FEE FOR THE PERIOD 12-02-2016 TO 01-01-2017 ON ADJUSTED MV $927,183.68 INC $302.66 PRINC $302.65			(302.66)
1/4	Fees & Commissions	JPMORGAN CHASE TRUST FEE FOR THE PERIOD 12-02-2016 TO 01-01-2017 ON ADJUSTED MV $927,183.68 INC $302.66 PRINC $302.65		(302.65)	
2/2	Fees & Commissions	JPMORGAN CHASE TRUST FEE FOR THE PERIOD 01-02-2017 TO 02-01-2017 ON ADJUSTED MV $931,515.69 INC $303.93 PRINC $303.92			(303.93)

Settle Date	Type / Selection Method	Description	Quantity / Cost	PRINCIPAL Amount	INCOME Amount
Fees & Commissions					
2/2	Fees & Commissions	JPMORGAN CHASE TRUST FEE FOR THE PERIOD 01-02-2017 TO 02-01-2017 ON ADJUSTED MV $931,515.69 INC $303.93 PRINC $303.92		(303.92)	
3/2	Fees & Commissions	JPMORGAN CHASE TRUST FEE FOR THE PERIOD 02-02-2017 TO 03-01-2017 ON ADJUSTED MV $951,256.18 INC $309.76 PRINC $309.75			(309.76)
3/2	Fees & Commissions	JPMORGAN CHASE TRUST FEE FOR THE PERIOD 02-02-2017 TO 03-01-2017 ON ADJUSTED MV $951,256.18 INC $309.76 PRINC $309.75		(309.75)	
4/4	Fees & Commissions	JPMORGAN CHASE TRUST FEE FOR THE PERIOD 03-02-2017 TO 04-01-2017 ON ADJUSTED MV $974,634.38 INC $316.57 PRINC $316.57			(316.57)
4/4	Fees & Commissions	JPMORGAN CHASE TRUST FEE FOR THE PERIOD 03-02-2017 TO 04-01-2017 ON ADJUSTED MV $974,634.38 INC $316.57 PRINC $316.57		(316.57)	
5/2	Fees & Commissions	JPMORGAN CHASE TRUST FEE FOR THE PERIOD 04-02-2017 TO 05-01-2017 ON ADJUSTED MV $982,927.36 INC $318.99 PRINC $318.99			(318.99)
5/2	Fees & Commissions	JPMORGAN CHASE TRUST FEE FOR THE PERIOD 04-02-2017 TO 05-01-2017 ON ADJUSTED MV $982,927.36 INC $318.99 PRINC $318.99		(318.99)	
6/2	Fees & Commissions	JPMORGAN CHASE TRUST FEE FOR THE PERIOD 05-02-2017 TO 06-01-2017 ON ADJUSTED MV $1,002,862.92 INC $324.82 PRINC $324.82			(324.82)
6/2	Fees & Commissions	JPMORGAN CHASE TRUST FEE FOR THE PERIOD 05-02-2017 TO 06-01-2017 ON ADJUSTED MV $1,002,862.92 INC $324.82 PRINC $324.82		(324.82)	

Settle Date	Type / Selection Method	Description	Quantity / Cost	PRINCIPAL Amount	INCOME Amount
Fees & Commissions					
7/5	Fees & Commissions	JPMORGAN CHASE TRUST FEE FOR THE PERIOD 06-02-2017 TO 07-01-2017 ON ADJUSTED MV $1,011,655.55 INC $327.37 PRINC $327.37			(327.37)
7/5	Fees & Commissions	JPMORGAN CHASE TRUST FEE FOR THE PERIOD 06-02-2017 TO 07-01-2017 ON ADJUSTED MV $1,011,655.55 INC $327.37 PRINC $327.37		(327.37)	
8/2	Fees & Commissions	JPMORGAN CHASE TRUST FEE FOR THE PERIOD 07-02-2017 TO 08-01-2017 ON ADJUSTED MV $1,012,015.16 INC $327.55 PRINC $327.55			(327.55)
8/2	Fees & Commissions	JPMORGAN CHASE TRUST FEE FOR THE PERIOD 07-02-2017 TO 08-01-2017 ON ADJUSTED MV $1,012,015.16 INC $327.55 PRINC $327.55		(327.55)	
8/28	Fees & Commissions	FEE ADJUSTMENT		0.26	
9/7	Fees & Commissions	JPMORGAN CHASE TRUST FEE FOR THE PERIOD 08-02-2017 TO 09-01-2017 ON ADJUSTED MV $1,032,691.40 INC $333.58 PRINC $333.58			(333.58)
9/7	Fees & Commissions	JPMORGAN CHASE TRUST FEE FOR THE PERIOD 08-02-2017 TO 09-01-2017 ON ADJUSTED MV $1,032,691.40 INC $333.58 PRINC $333.58		(333.58)	
10/3	Fees & Commissions	JPMORGAN CHASE TRUST FEE FOR THE PERIOD 09-02-2017 TO 10-01-2017 ON ADJUSTED MV $1,034,217.39 INC $334.03 PRINC $334.02			(334.03)
10/3	Fees & Commissions	JPMORGAN CHASE TRUST FEE FOR THE PERIOD 09-02-2017 TO 10-01-2017 ON ADJUSTED MV $1,034,217.39 INC $334.03 PRINC $334.02		(334.02)	
11/2	Fees & Commissions	JPMORGAN CHASE TRUST FEE FOR THE PERIOD 10-02-2017 TO 11-01-2017 ON ADJUSTED MV $1,052,289.41 INC $339.30 PRINC $339.29			(339.30)

Settle Date	Type / Selection Method	Description	Quantity / Cost	PRINCIPAL Amount	INCOME Amount
Fees & Commissions					
11/2	Fees & Commissions	JPMORGAN CHASE TRUST FEE FOR THE PERIOD 10-02-2017 TO 11-01-2017 ON ADJUSTED MV $1,052,289.41 INC $339.30 PRINC $339.29		(339.29)	
12/4	Fees & Commissions	JPMORGAN CHASE TRUST FEE FOR THE PERIOD 11-02-2017 TO 12-01-2017 ON ADJUSTED MV $1,070,958.58 INC $344.75 PRINC $344.74			(344.75)
12/4	Fees & Commissions	JPMORGAN CHASE TRUST FEE FOR THE PERIOD 11-02-2017 TO 12-01-2017 ON ADJUSTED MV $1,070,958.58 INC $344.75 PRINC $344.74		(344.74)	
Total Fees & Commissions				**($3,882.99)**	**($3,883.31)**
Tax Payments					
9/11	State Est tax	PAID WISCONSIN DEPARTMENT OF REVENUE 3RD QUARTERLY FIDUCIARY ESTIMATED INCOME TAX PAYMENT FOR 2017 WISCONSIN		(732.00)	

Settle Date	Type / Selection Method	Description	Quantity / Cost	PRINCIPAL Amount	INCOME Amount
Miscellaneous Debits					
6/12	Misc Debit	POWER TO ADJUST TRANSFER			1,652.98
6/12	Misc Debit	POWER TO ADJUST TRANSFER		(1,652.98)	
9/12	Misc Debit	POWER TO ADJUST TRANSFER			2,521 54
9/12	Misc Debit	POWER TO ADJUST TRANSFER		(2,521 54)	
12/12	Misc Debit	POWER TO ADJUST TRANSFER			4,423.75

Settle Date	Type / Selection Method	Description	Quantity / Cost	PRINCIPAL Amount	INCOME Amount
Miscellaneous Debits					
12/12	Misc Debit	POWER TO ADJUST TRANSFER		(4,423.75)	
Total Miscellaneous Debits				**($8,598.27)**	**$8,598.27**

TRADE ACTIVITY

Note: L indicates Long Term Realized Gain/Loss S indicates Short Term Realized Gain/Loss

Trade Date / Settle Date	Type / Selection Method	Description	Quantity	Per Unit Amount	Proceeds	Tax Cost	Realized Gain/Loss
Settled Sales/Maturities/Redemptions							
4/7 4/10	Sale High Cost	JPMORGAN INTERM T/F BND-I FUND 1374 JP MORGAN CHASE BANK AS SHAREHOLDER SERVICING AGENT @ 10.78 (ID: 4812A0-45-8)	(712.152)	10.78	7,677.00	(8,008.29)	(331.29) L
4/19 4/20	Sale High Cost	VANGUARD INTM TRM INV G-ADM (ID: 922031-81-0)	(1,838.746)	9.79	18,001.32	(17,891.00)	110.32 L
5/8 5/11	Sale High Cost	ISHARES CORE S&P MIDCAP ETF @ 172.6845 15,886.97 BROKERAGE 1.38 TAX &/OR SEC .34 GOLDMAN SACHS & CO. (ID: 464287-50-7)	(92.000)	172.666	15,885.25	(12,272.14)	3,613.11 L
5/11 5/12	Sale High Cost	BROWN ADV JAPAN ALPHA OPP-IS (ID: 115233-57-9)	(1,017.202)	10.58	10,762.00	(9,846.52)	915.48 S
6/29 6/30	Sale High Cost	JPMORGAN INTERM T/F BND-I FUND 1374 JP MORGAN CHASE BANK AS SHAREHOLDER SERVICING AGENT @ 10.83 (ID: 4812A0-45-8)	(1,912.650)	10.83	20,714.00	(19,673.77)	1,040.23 L
6/29 6/30	Sale High Cost	NEUBERGER BERMAN HI IN B-INS (ID: 64128K-86-8)	(952.961)	8.78	8,367.00	(7,785.69)	581.31 L
6/29 6/30	Sale High Cost	T ROWE PR EMERG MKTS BND-I (ID: 77956H-53-4)	(690.665)	12.64	8,730.00	(8,698.46)	31.54 S

Trade Date / Settle Date	Type / Selection Method	Description	Quantity	Per Unit Amount	Proceeds	Tax Cost	Realized Gain/Loss
Settled Sales/Maturities/Redemptions							
6/29 7/5	Sale High Cost	ISHARES CORE S&P MIDCAP ETF @ 173.6506 31,951.71 BROKERAGE 2.76 TAX &/OR SEC .73 GOLDMAN SACHS & CO. (ID: 464287-50-7)	(184.000)	173.632	31,948.22	(16,846.25)	15,101.97 L
11/17 11/20	Sale High Cost	NB HIGH INCOME BOND-R6 (ID: 64128K-57-9)	(1,064.943)	8.70	9,265.00	(8,700.59)	564.41 L
12/14 12/14	LT Capital Gain Distribution	JPMORGAN TAX AWR EQTY-I FUND 1236 @ 2.359 PER SHARE (ID: 4812A1-65-4)	1,887.771	2.36	4,454.61		
12/15 12/15	LT Capital Gain Distribution	OAKMARK INTERNATIONAL-INST 12/15/17 LONG TERM CAPITAL GAINS @ 0.483 PER SHARE (ID: 413838-72-3)	1,519.499	0.484	734.83		
12/15 12/15	LT Capital Gain Distribution	MFS INTL VALUE-R6 12/14/17 LONG TERM CAPITAL GAINS @ 0.446 PER SHARE AS OF 12/14/17 (ID: 552746-34-9)	1,197.826	0.447	534.83		
12/19 12/19	LT Capital Gain Distribution	HARTFORD CAPITAL APPREC FD CL - F 12/18/17 LONG TERM CAPITAL GAINS @ 3.102 PER SHARE AS OF 12/18/17 (ID: 41664T-71-9)	1,079.755	3.103	3,350.41		
12/20 12/20	LT Capital Gain Distribution	PRIMECAP ODYSSEY STOCK FD 12/18/17 LONG TERM CAPITAL GAINS @ 0.356 PER SHARE AS OF 12/18/17 (ID: 74160Q-30-1)	1,097.200	0.356	390.75		
12/21 12/21	LT Capital Gain Distribution	BROWN ADV JAPAN ALPHA OPP-IS 12/19/17 LONG TERM CAPITAL GAINS @ 0.970 PER SHARE AS OF 12/19/17 (ID: 115233-57-9)	997.364	0.97	967.87		
12/21 12/21	LT Capital Gain Distribution	DODGE & COX INCOME FD 12/20/17 LONG TERM CAPITAL GAINS @ 0.026 PER SHARE AS OF 12/20/17 (ID: 256210-10-5)	804.342	0.026	20.91		
12/22 12/22	LT Capital Gain Distribution	AQR LONG-SHORT EQUITY-R6 12/20/17 LONG TERM CAPITAL GAINS @ 0.439 PER SHARE AS OF 12/20/17 (ID: 00191K-50-0)	1,156.091	0.44	508.44		

Trade Date / Settle Date	Type / Selection Method	Description	Quantity	Per Unit Amount	Proceeds	Tax Cost	Realized Gain/Loss
Settled Sales/Maturities/Redemptions							
12/26 12/26	LT Capital Gain Distribution	AMERICAN BEACON GLG TR-UTL 12/22/17 LONG TERM CAPITAL GAINS AS OF 12/22/17 (ID: 024525-17-2)	983.318		0 39		
Total Settled Sales/Maturities/Redemptions					$142,312.83	($109,722.71)	$20,680.06 L $947.02 S

Trade Date / Settle Date	Type	Description	Quantity	Per Unit Amount	Market Cost
Settled Securities Purchased					
4/7 4/10	Purchase	JPM SHRT-INT MUNI BND-I FUND 3602 JP MORGAN CHASE BANK AS SHAREHOLDER SERVICING AGENT @ 10.55 (ID: 4812C2-39-5)	2,941.232	10.55	(31,030.00)
5/8 5/11	Purchase	ISHARES MSCI EAFE INDEX FUND @ 65.0796 18,157.20 BROKERAGE 4.18 MERRILL LYNCH PIERCE FENNER & SMIT (ID: 464287-46-5)	279.000	65.095	(18,161.38)
6/29 6/30	Purchase	AMERICAN BEACON GLG TR-UTL (ID: 024525-17-2)	983.318	10.85	(10,669.00)
6/29 6/30	Purchase	CRM LONG/SHORT OPPORTUNITIES FUND (ID: 12628J-88-1)	578.201	10.23	(5,915.00)
6/29 6/30	Purchase	AQR LONG-SHORT EQUITY-R6 (ID: 00191K-50-0)	388.125	13.81	(5,360.00)
6/29 7/5	Purchase	SPDR S&P 500 ETF TRUST @ 241.5955 6,281.48 BROKERAGE 0.39 MERRILL LYNCH PIERCE FENNER & SMIT (ID: 78462F-10-3)	26.000	241.61	(6,281.87)
6/29 7/5	Purchase	ISHARES CORE MSCI EAFE ETF @ 60.9477 17,187.25 BROKERAGE 7.05 FIRST NEW YORK SECURITIES LLC (ID: 46432F-84-2)	282.000	60.973	(17,194.30)

Trade Date / Settle Date	Type	Description	Quantity	Per Unit Amount	Market Cost
Settled Securities Purchased					
6/29 7/5	Purchase	ISHARES CORE MSCI EAFE ETF @ 60.824 14,901.88 BROKERAGE 3.67 DEUTSCHE BANC ALEX BROWN INC (ID: 46432F-84-2)	245.000	60.839	(14,905.55)
6/29 7/6	Purchase	ISHARES CORE MSCI EAFE ETF @ 60.8889 10,533.77 BROKERAGE 2.59 UBS SECURITIES LLC (ID: 46432F-84-2)	173.000	60.904	(10,536.36)
11/17 11/20	Purchase	DODGE & COX INCOME FD (ID: 256210-10-5)	804.342	13.82	(11,116.00)
Total Settled Securities Purchased					**($131,169.46)**

COST ADJUSTMENTS

Settle Date	Type	Description	Quantity	Cost Basis Adjustments	Currency Gain/Loss USD
Cost Adjustments					
2/15	Cost Basis Adj	PIMCO UNCONSTRAINED BOND-INS RETURN OF CAPITAL ADJUSTMENT FOR 2016 DIVIDENDS (ID: 72201M-48-7)	1,814.335	(94.64)	
2/15	Cost Basis Adj	T ROWE PR EMERG MKTS BND RETURN OF CAPITAL ADJUSTMENT FOR 2016 DIVIDENDS (ID: 77956H-87-2)	1,528.741	(54.54)	
Total Cost Adjustments				**($149.18)**	**$0.00**

Account Summary

PRINCIPAL

Asset Allocation	Beginning Market Value	Ending Market Value	Change in Value	Estimated Annual Income	Current Allocation
Equity	566,602.82	681,935.57	115,332.75	11,954.58	80%
Alternative Assets	42,828.20	60,781.08	17,952.88	1,309.51	7%
Cash & Fixed Income	140,518.38	117,325.71	(23,192.67)	3,139.87	13%
Market Value	**$749,949.40**	**$860,042.36**	**$110,092.96**	**$16,403.96**	**100%**

Asset Allocation

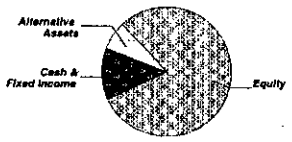

INCOME

Cash Position	Beginning Market Value	Ending Market Value	Change in Value
Cash Balance	5,036.99	9,161.17	4,124.18
Accruals	1,144.93	1,211.85	66.92
Market Value	**$6,181.92**	**$10,373.02**	**$4,191.10**

* **J.P. Morgan Managed** includes mutual funds, other registered funds and hedge funds managed by J.P. Morgan and structured products issued by J.P. Morgan. **Third-Party Managed & Other** includes mutual funds, exchange traded funds, hedge funds, and separately managed accounts managed by parties other than J.P. Morgan; separately managed accounts managed by J.P. Morgan where a party other than J.P. Morgan is the appointed investment advisor; structured products and exchange traded notes issued by parties other than J.P. Morgan; investment conduits investing in non-J.P. Morgan managed hedge funds, where J.P. Morgan is solely administrator to the conduit; and other investments not managed or issued by J.P Morgan. **J.P. Morgan Cash & Liquidity Funds** includes cash, J.P. Morgan deposit sweeps and J.P. Morgan money market mutual funds. See important information about investment principles and conflicts in the disclosures section.

Manager Allocation *

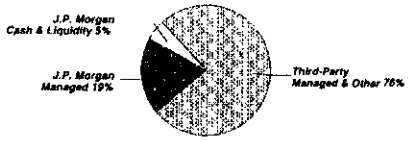

Account Summary CONTINUED

Portfolio Activity	PRINCIPAL Current Period Value	PRINCIPAL Year-to-Date Value	INCOME Current Period Value	INCOME Year-to-Date Value
Beginning Market Value	749,949.40	749,949.40	5,036.99	5,036.99
Additions	400.00	400.00	6,486.03	6,486.03
Withdrawals & Fees	(9,452.57)	(9,452.57)	(21,605.98)	(21,605.98)
Net Additions/Withdrawals	**($9,052.57)**	**($9,052.57)**	**($15,119.95)**	**($15,119.95)**
Income			19,244.13	19,244.13
Change In Investment Value	119,145.53	119,145.53		
Ending Market Value	**$860,042.36**	**$860,042.36**	**$9,161.17**	**$9,161.17**
Accruals	--	--	1,211.85	1,211.85
Market Value with Accruals	–	–	**$10,373.02**	**$10,373.02**

Tax Summary	Current Period Value	Year-to-Date Value
Domestic Dividends/Distributions	18,319.12	18,319.12
Interest Income	247.94	247.94
Taxable Income	**$18,567.06**	**$18,567.06**
Tax-Exempt Income	677.07	677.07
Tax-Exempt Income	**$677.07**	**$677.07**

	Current Period Value	Year-to-Date Value
LT Capital Gain Distributions	8,397.21	8,397.21
ST Realized Gain/Loss	719.39	719.39
LT Realized Gain/Loss	14,920 94	14,920.94
Realized Gain/Loss	**$24,037.54**	**$24,037.54**

	To-Date Value
Unrealized Gain/Loss	**$210,184.37**

Account Summary CONTINUED

Cost Summary	Cost
Equity	472,964.53
Cash & Fixed Income	115,877.56
Total	**$588,842.09**

Equity Summary

Asset Categories	Beginning Market Value	Ending Market Value	Change In Value	Current Allocation
US Large Cap Equity	284,420.12	339,715.58	55,295.46	40%
US Mid Cap Equity	34,721 40	0.00	(34,721.40)	
EAFE Equity	156,050.98	241,686.26	85,635.28	28%
Japanese Large Cap Equity	14,820.00	8,682.63	(6,137.37)	1%
Global Equity	76,590.32	91,851.10	15,260.78	11%
Total Value	**$566,602.82**	**$681,935.57**	**$115,332.75**	**80%**

Market Value/Cost	Current Period Value
Market Value	681,935.57
Tax Cost	472,964.53
Unrealized Gain/Loss	208,971.04
Estimated Annual Income	11,954.58
Accrued Dividends	1,181.07
Yield	1.75%

Asset Categories

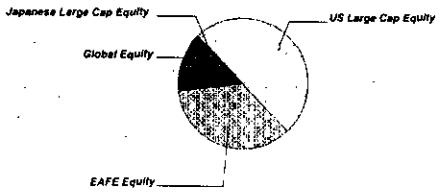

Equity as a percentage of your portfolio - 80 %

Equity Detail

	Price	Quantity	Value	Adjusted Tax Cost / Original Cost	Unrealized Gain/Loss	Est. Annual Inc / Accrued Div.	Yield
US Large Cap Equity							
HARTFORD CAPITAL APPREC FD CL - F 41664T-71-9 HCAF X	37.65	827.801	31,166.71	24,172.97	6,993.74		

	Price	Quantity	Value	Adjusted Tax Cost / Original Cost	Unrealized Gain/Loss	Est. Annual Inc. / Accrued Div.	Yield
US Large Cap Equity							
JPMORGAN TAX AWR EQTY-I FUND 1236 4812A1-65-4 JPDE X	33.45	1,447.836	48,430.11	23,119.85	25,310.26	430.00	0.89%
PRIMECAP ODYSSEY STOCK FD 74160Q-30-1 POSK X	31.91	842.467	26,883.12	12,637.00	14,246.12	256.95	0.96%
SPDR S&P 500 ETF TRUST 78462F-10-3 SPY	266.86	874.000	233,235.64	150,056.63	83,179.01	4,196.94 1,181.07	1.80%
Total US Large Cap Equity			**$339,715.58**	**$209,986.45**	**$129,729.13**	**$4,883.89** **$1,181.07**	**1.44%**
EAFE Equity							
DODGE & COX INTL STOCK FD 256206-10-3 DODF X	46.32	1,014.353	46,984.83	31,814.21	15,170.62	904.80	1.93%
ISHARES CORE MSCI EAFE ETF 46432F-84-2 IEFA	66.09	532.000	35,159.88	32,403.51	2,756.37	902.27	2.57%
ISHARES MSCI EAFE INDEX FUND 464287-46-5 EFA	70.31	1,230.000	86,481.30	69,080.94	17,400.36	2,218.92	2.57%
MFS INTL VALUE-R6 552746-34-9 MINJ X	43.29	918.333	39,754.64	23,493.00	16,261.64	706.19	1.78%
OAKMARK INTERNATIONAL-INST 413838-72-3 OANI X	28.59	1,164.939	33,305.61	28,739.00	4,566.61	505.58	1.52%
Total EAFE Equity			**$241,686.26**	**$185,530.66**	**$56,155.60**	**$5,237.76**	**2.17%**

	Price	Quantity	Value	Adjusted Tax Cost / Original Cost	Unrealized Gain/Loss	Est. Annual Inc. / Accrued Div.	Yield
Japanese Large Cap Equity							
BROWN ADV JAPAN ALPHA OPP-IS 115233-57-9 BAFJ X	11.45	758.308	8,682.63	7,340.42	1,342.21		
Global Equity							
JPMORGAN GL RES ENH IDX-R6 48129C-20-7 JEIY X	22.45	4,091.363	91,851.10	70,107.00	21,744.10	1,832.93	2.00%

Alternative Assets Summary

Asset Categories	Beginning Estimated Value	Ending Estimated Value	Change In Value	Current Allocation
Hedge Funds	42,828.20	60,781.08	17,952.88	7%

Alternative Assets Detail

	Price	Quantity	Estimated Value	Cost
Hedge Funds				
AMERICAN BEACON GLG TR-UTL 024525-17-2 GLGU X	10.64	747 650	7,955.00	8,112.00
AQR LONG-SHORT EQUITY-R6 00191K-50-0 QLER X	13.91	879 009	12,227 02	11,567.00
CRM LONG/SHORT OPPORTUNITIES FUND 12628J-88-1 CRIH X	10.32	1,188.687	12,267.25	11,988.00
EQUINOX FDS TR IPM SYSTMATC I 29446A-71-0 EQIP X	9.99	666 184	6,655 18	6,895 00
EQUINOX CAMPBELL STRATEGY-I 29446A-81-9 EBSI X	10.15	665.051	6,750.27	6,863.33
PIMCO UNCONSTRAINED BOND-INS 72201M-48-7 PFIU X	10.82	1,379.516	14,926.36	15,590.57
Total Hedge Funds			**$60,781.08**	**$61,015.90**

Cash & Fixed Income Summary

Asset Categories	Beginning Market Value	Ending Market Value	Change In Value	Current Allocation
Cash	38,473.49	37,614.56	(858.93)	4%
US Fixed Income	87,790.12	71,765.84	(16,024.28)	8%
Non-US Fixed Income	14,254.77	7,945.31	(6,309.46)	1%
Total Value	**$140,518.38**	**$117,325.71**	**($23,192.67)**	**13%**

Asset Categories

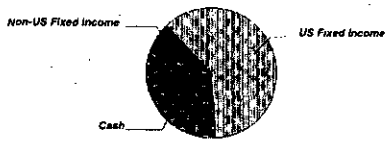

Cash & Fixed Income as a percentage of your portfolio - 13 %

Market Value/Cost	Current Period Value
Market Value	117,325.71
Tax Cost	115,877.56
Unrealized Gain/Loss	1,448.15
Estimated Annual Income	3,139.87
Accrued Interest	30.78
Yield	2.67%

SUMMARY BY MATURITY

Cash & Fixed Income	Market Value	% of Cash & Fixed Income
0-6 months[1]	117,325.71	100%

[1] The years indicate the number of years until the bond is scheduled to mature based on the statement end date. Some bonds may be called, or paid in full, before their stated maturity.

SUMMARY BY TYPE

Cash & Fixed Income	Market Value	% of Cash & Fixed Income
Cash	37,614.56	32%
Mutual Funds	39,037.49	33%
Other	40,673.66	35%
Total Value	**$117,325.71**	**100%**

Note. [1] This is the Annual Percentage Yield (APY) which is the rate earned if balances remain on deposit for a full year with compounding, there is no change in the interest rate and all interest is left in the account.

Cash & Fixed Income Detail

	Price	Quantity	Value	Adjusted Tax Cost / Original Cost	Unrealized Gain/Loss	Est. Annual Income / Accrued Interest	Yield
Cash							
US DOLLAR PRINCIPAL	1.00	37,614.56	37,614.56	37,614.56		378 02 30.78	1.01% [1]
US Fixed Income							
DODGE & COX INCOME FD 256210-10-5	13.76	612.08	8,422.28	8,459 00	(36.72)	232.59	2.76%
JPMORGAN INTERM T/F BND-R6 48129C-10-8	10.78	736.85	7,943.20	7,409.38	533.82	209 26	2.63%
JPM SHRT-INT MUNI BND-I FUND 3602 4812C2-39-5	10.55	2,236.02	23,590.00	23,590.00		346.58	1.47%
NB HIGH INCOME BOND-R6 64128K-57-9	8.70	1,963.64	17,083.66	15,489.10	1,594.56	909.16	5.32%
DOUBLELINE TOTL RET BND-I 258620-10-3	10.63	1,385.39	14,726.70	15,291.00	(564.30)	543.07	3.69%
Total US Fixed Income			**$71,765.84**	**$70,238.48**	**$1,527.36**	**$2,240.66**	**3.12%**

	Price	Quantity	Value	Adjusted Tax Cost / Original Cost	Unrealized Gain/Loss	Est. Annual Income / Accrued Interest	Yield
Non-US Fixed Income							
T ROWE PR EMERG MKTS BND-I 77956H-53-4	12.47	637.15	7,945.31	8,024.52	(79.21)	521.19	6.56%

Portfolio Activity Summary

Transactions	PRINCIPAL Current Period Value	PRINCIPAL Year-To-Date Value*	INCOME Current Period Value	INCOME Year-To-Date Value*
Beginning Cash Balance	38,473.49	--	5,036.99	--
INFLOWS				
Income			19,244.13	19,244.13
Contributions	400.00	400.00		
Total Inflows	**$400.00**	**$400.00**	**$19,244.13**	**$19,244.13**
OUTFLOWS **				
Withdrawals			(18,639.20)	(18,639.20)
Fees & Commissions	(2,966.54)	(2,966.54)	(2,966.78)	(2,966.78)
Miscellaneous Debits	(6,486.03)	(6,486.03)	6,486.03	6,486.03
Total Outflows	**($9,452.57)**	**($9,452.57)**	**($15,119.95)**	**($15,119.95)**
TRADE ACTIVITY				
Settled Sales/Maturities/Redemptions	108,207.01	108,207.01		
Settled Securities Purchased	(100,013.37)	(100,013.37)		
Total Trade Activity	**$8,193.64**	**$8,193.64**	**$0.00**	**$0.00**
Ending Cash Balance	**$37,614.56**	--	**$9,161.17**	--

Cost Adjustments	Current Period Value	Year-To-Date Value*
Cost Adjustments	(113.41)	(113.41)
Total Cost Adjustments	**($113.41)**	**($113.41)**

Portfolio Activity Summary

* Year to date information is calculated on a calendar year basis.
** Your account's standing instructions use a HIGH COST method for relieving assets from your position

Portfolio Activity Detail

INFLOWS & OUTFLOWS

Settle Date	Type / Selection Method	Description	Quantity / Cost	Per Unit Amount	PRINCIPAL Amount	INCOME Amount
Income						
1/3	Interest Income	DEPOSIT SWEEP INTEREST FOR 12/01/16 - 12/31/16 @ .33% RATE ON AVG COLLECTED BALANCE OF $39,805.51 AS OF 01/01/17				11.35
1/3	Div Domest	VANGUARD INTM TRM INV G-ADM 01/03/17 INCOME DIVIDEND (ID: 922031-81-0)	1,396.300	0.022		31.20
1/4	Div Domest	DOUBLELINE TOTL RET BND-I 12/30/16 INCOME DIVIDEND @ 0.034 PER SHARE AS OF 12/30/16 (ID: 258620-10-3)	1,385.390	0.035		47.91
1/4	Div Domest	NEUBERGER BERMAN HI IN B-INS 12/30/16 INCOME DIVIDEND AS OF 12/30/16 (ID: 64128K-86-8)	3,492.757	0.04		139 26
1/4	Div Domest	PIMCO UNCONSTRAINED BOND-INS 12/30/16 INCOME DIVIDEND AS OF 12/30/16 (ID: 72201M-48-7)	1,379.516	0.021		28.91
1/4	Div Domest	T ROWE PR EMERG MKTS BND 12/30/16 INCOME DIVIDEND AS OF 12/30/16 (ID: 77956H-87-2)	1,161.758	0.074		85.60
1/30	Tax-Exempt Income	JPMORGAN INTERM T/F BND-I FUND 1374 @ 0.02299 PER SHARE (ID: 4812A0-45-8)	2,731.772	0.023		62.80
1/31	Div Domest	SPDR S&P 500 ETF TRUST @ 1.32893 PER SHARE (ID: 78462F-10-3)	853.000	1.329		1,133.58

Settle Date	Type / Selection Method	Description	Quantity / Cost	Per Unit Amount	PRINCIPAL Amount	INCOME Amount
Income						
2/1	Interest Income	DEPOSIT SWEEP INTEREST FOR 01/01/17 - 01/31/17 @ .40% RATE ON AVG COLLECTED BALANCE OF $43,458.91 AS OF 02/01/17				14.61
2/1	Div Domest	VANGUARD INTM TRM INV G-ADM 02/01/17 INCOME DIVIDEND (ID: 922031-81-0)	1,396.300	0.022		31.00
2/2	Div Domest	DOUBLELINE TOTL RET BND-I 01/31/17 INCOME DIVIDEND @ 0.034 PER SHARE AS OF 01/31/17 (ID: 258620-10-3)	1,385.390	0.034		47.69
2/2	Div Domest	NEUBERGER BERMAN HI IN B-INS 01/31/17 INCOME DIVIDEND AS OF 01/31/17 (ID: 64128K-86-8)	3,492.757	0.041		141 47
2/2	Div Domest	PIMCO UNCONSTRAINED BOND-INS 01/31/17 INCOME DIVIDEND AS OF 01/31/17 (ID: 72201M-48-7)	1,379.516	0.012		16.25
2/2	Div Domest	T ROWE PR EMERG MKTS BND 01/31/17 INCOME DIVIDEND AS OF 01/31/17 (ID: 77956H-87-2)	1,161.758	0.063		73.15
2/23	Div Domest	T ROWE PR EMERG MKTS BND 02/22/17 INCOME DIVIDEND AS OF 02/22/17 (ID: 77956H-87-2)	1,161.758	0.052		60.85
2/27	Tax-Exempt Income	JPMORGAN INTERM T/F BND-I FUND 1374 @ 0.02424 PER SHARE (ID: 4812A0-45-8)	2,731.772	0.024		66.22
3/1	Interest Income	DEPOSIT SWEEP INTEREST FOR 02/01/17 - 02/28/17 @ 40% RATE ON AVG COLLECTED BALANCE OF $44,468.58 AS OF 03/01/17				13 72
3/1	Div Domest	VANGUARD INTM TRM INV G-ADM 03/01/17 INCOME DIVIDEND (ID: 922031-81-0)	1,396.300	0.021		29.82
3/2	Div Domest	DOUBLELINE TOTL RET BND-I 02/28/17 INCOME DIVIDEND @ 0.031 PER SHARE AS OF 02/28/17 (ID: 258620-10-3)	1,385.390	0.031		43 50
3/2	Div Domest	NEUBERGER BERMAN HI IN B-INS 02/28/17 INCOME DIVIDEND AS OF 02/28/17 (ID: 64128K-86-8)	3,492.757	0.04		139.15

Settle Date	Type / Selection Method	Description	Quantity / Cost	Per Unit Amount	PRINCIPAL Amount	INCOME Amount
Income						
3/2	Div Domest	PIMCO UNCONSTRAINED BOND-INS 02/28/17 INCOME DIVIDEND AS OF 02/28/17 (ID: 72201M-48-7)	1,379.516	0.015		20.59
3/2	Div Domest	T ROWE PR EMERG MKTS BND-I 02/28/17 INCOME DIVIDEND AS OF 02/28/17 (ID: 77956H-53-4)	1,161.758	0.015		16.99
3/30	Tax-Exempt Income	JPMORGAN INTERM T/F BND-I FUND 1374 @ 0.02305 PER SHARE (ID: 4812A0-45-8)	2,731.772	0.023		62.97
3/30	Div Domest	JPMORGAN TAX AWR EQTY-I FUND 1236 @ 0.04853 PER SHARE (ID: 4812A1-65-4)	1,447.836	0.049		70.26
3/30	Div Domest	ISHARES CORE S&P MIDCAP ETF @ 0.534267 PER SHARE (ID: 464287-50-7)	210.000	0.534		112.20
4/3	Interest Income	DEPOSIT SWEEP INTEREST FOR 03/01/17 - 03/31/17 @ .46% RATE ON AVG COLLECTED BALANCE OF $41,058.39 AS OF 04/01/17				15.77
4/3	Div Domest	VANGUARD INTM TRM INV G-ADM 04/03/17 INCOME DIVIDEND (ID: 922031-81-0)	1,396.300	0.025		34.33
4/4	Div Domest	DOUBLELINE TOTL RET BND-I 03/31/17 INCOME DIVIDEND @ 0.034 PER SHARE AS OF 03/31/17 (ID: 258620-10-3)	1,385.390	0.035		48.48
4/4	Div Domest	NEUBERGER BERMAN HI IN B-INS 03/31/17 INCOME DIVIDEND AS OF 03/31/17 (ID: 64128K-86-8)	3,492.757	0.041		143 93
4/4	Div Domest	PIMCO UNCONSTRAINED BOND-INS 03/31/17 INCOME DIVIDEND AS OF 03/31/17 (ID: 72201M-48-7)	1,379.516	0.021		28.73
4/4	Div Domest	T ROWE PR EMERG MKTS BND-I 03/31/17 INCOME DIVIDEND AS OF 03/31/17 (ID: 77956H-53-4)	1,161.758	0.076		88.07
4/20	Div Domest	VANGUARD INTM TRM INV G-ADM 04/20/17 INCOME DIVIDEND (ID: 922031-81-0)	1,396.300	0.015		20.97

Settle Date	Type / Selection Method	Description	Quantity / Cost	Per Unit Amount	PRINCIPAL Amount	INCOME Amount
Income						
4/27	Tax-Exempt Income	JPMORGAN INTERM T/F BND-I FUND 1374 @ 0.02157 PER SHARE (ID: 4812A0-45-8)	2,190.863	0.022		47.26
4/27	Tax-Exempt Income	JPM SHRT-INT MUNI BND-I FUND 3602 @ 0.01245 PER SHARE (ID: 4812C2-39-5)	2,236.019	0.012		27.84
4/28	Div Domest	SPDR S&P 500 ETF TRUST @ 1.033118 PER SHARE (ID: 78462F-10-3)	853.000	1.033		881.25
5/1	Interest Income	DEPOSIT SWEEP INTEREST FOR 04/01/17 - 04/30/17 @ .57% RATE ON AVG COLLECTED BALANCE OF $33,080.21 AS OF 05/01/17				15.51
5/2	Div Domest	DOUBLELINE TOTL RET BND-I 04/28/17 INCOME DIVIDEND @ 0.031 PER SHARE AS OF 04/28/17 (ID: 258620-10-3)	1,385.390	0.032		44.01
5/2	Div Domest	NEUBERGER BERMAN HI IN B-INS 04/28/17 INCOME DIVIDEND AS OF 04/28/17 (ID: 64128K-86-8)	3,492.757	0.041		144.34
5/2	Div Domest	PIMCO UNCONSTRAINED BOND-INS 04/28/17 INCOME DIVIDEND AS OF 04/28/17 (ID: 72201M-48-7)	1,379.516	0.017		23.59
5/2	Div Domest	T ROWE PR EMERG MKTS BND-I 04/28/17 INCOME DIVIDEND AS OF 04/28/17 (ID: 77956H-53-4)	1,161.758	0.062		71.63
5/30	Tax-Exempt Income	JPMORGAN INTERM T/F BND-I FUND 1374 @ 0.02164 PER SHARE (ID: 4812A0-45-8)	2,190.863	0.022		47.41
5/30	Tax-Exempt Income	JPM SHRT-INT MUNI BND-I FUND 3602 @ 0.01082 PER SHARE (ID: 4812C2-39-5)	2,236.019	0.011		24.19
6/1	Interest Income	DEPOSIT SWEEP INTEREST FOR 05/01/17 - 05/31/17 @ .60% RATE ON AVG COLLECTED BALANCE OF $40,763.76 AS OF 06/01/17				20.83
6/2	Div Domest	DOUBLELINE TOTL RET BND-I 05/31/17 INCOME DIVIDEND @ 0.033 PER SHARE AS OF 05/31/17 (ID: 258620-10-3)	1,385.390	0.034		46.95

Settle Date	Type / Selection Method	Description	Quantity / Cost	Per Unit Amount	PRINCIPAL Amount	INCOME Amount
Income						
6/2	Div Domest	NEUBERGER BERMAN HI IN B-INS 05/31/17 INCOME DIVIDEND AS OF 05/31/17 (ID: 64128K-86-8)	3,492.757	0.04		140.50
6/2	Div Domest	PIMCO UNCONSTRAINED BOND-INS 05/31/17 INCOME DIVIDEND AS OF 05/31/17 (ID: 72201M-48-7)	1,379.516	0.017		23.70
6/2	Div Domest	T ROWE PR EMERG MKTS BND-I 05/31/17 INCOME DIVIDEND AS OF 05/31/17 (ID: 77956H-53-4)	1,161.758	0.066		76.87
6/26	Div Domest	ISHARES MSCI EAFE INDEX FUND @ 1.061731 PER SHARE (ID: 464287-46-5)	1,230.000	1.062		1,305.93
6/29	Tax-Exempt Income	JPMORGAN INTERM T/F BND-I FUND 1374 @ 0.02228 PER SHARE (ID: 4812A0-45-8)	2,190.863	0.022		48.81
6/29	Div Domest	JPMORGAN TAX AWR EQTY-I FUND 1236 @ 0.07625 PER SHARE (ID: 4812A1-65-4)	1,447.836	0.076		110.40
6/29	Tax-Exempt Income	JPM SHRT-INT MUNI BND-I FUND 3602 @ 0.01366 PER SHARE (ID: 4812C2-39-5)	2,236.019	0.014		30.54
6/30	Div Domest	ISHARES CORE S&P MIDCAP ETF @ 0.601791 PER SHARE (ID: 464287-50-7)	140.000	0.602		84.25
7/3	Interest Income	DEPOSIT SWEEP INTEREST FOR 06/01/17 - 06/30/17 @ .70% RATE ON AVG COLLECTED BALANCE OF $40,940.42 AS OF 07/01/17				23.70
7/5	Div Domest	DOUBLELINE TOTL RET BND-I 06/30/17 INCOME DIVIDEND @ 0.032 PER SHARE AS OF 06/30/17 (ID: 258620-10-3)	1,385.390	0.033		45.26
7/5	Div Domest	NEUBERGER BERMAN HI IN B-INS 06/30/17 INCOME DIVIDEND AS OF 06/30/17 (ID: 64128K-86-8)	2,771.800	0.05		139 45
7/5	Div Domest	PIMCO UNCONSTRAINED BOND-INS 06/30/17 INCOME DIVIDEND AS OF 06/30/17 (ID: 72201M-48-7)	1,379.516	0.02		26.98

Settle Date	Type / Selection Method	Description	Quantity / Cost	Per Unit Amount	PRINCIPAL Amount	INCOME Amount
Income						
7/5	Div Domest	T ROWE PR EMERG MKTS BND-I 06/30/17 INCOME DIVIDEND AS OF 06/30/17 (ID: 77956H-53-4)	637.154	0.124		79.04
7/28	Tax-Exempt Income	JPMORGAN INTERM T/F BND-I FUND 1374 @ 0.02266 PER SHARE (ID: 4812A0-45-8)	736.846	0.023		16.70
7/28	Tax-Exempt Income	JPM SHRT-INT MUNI BND-I FUND 3602 @ 0.01319 PER SHARE (ID: 4812C2-39-5)	2,236.019	0.013		29.49
7/31	Div Domest	SPDR S&P 500 ETF TRUST @ 1.183108 PER SHARE (ID: 78462F-10-3)	853.000	1.183		1,009.19
8/1	Interest Income	DEPOSIT SWEEP INTEREST FOR 07/01/17 - 07/31/17 @ .80% RATE ON AVG COLLECTED BALANCE OF $40,870.23 AS OF 08/01/17				27.92
8/2	Div Domest	DOUBLELINE TOTL RET BND-I 07/31/17 INCOME DIVIDEND @ 0.031 PER SHARE AS OF 07/31/17 (ID: 258620-10-3)	1,385.390	0.032		43.82
8/2	Div Domest	NEUBERGER BERMAN HI IN B-INS 07/31/17 INCOME DIVIDEND AS OF 07/31/17 (ID: 64128K-86-8)	2,771.800	0.04		110.76
8/2	Div Domest	PIMCO UNCONSTRAINED BOND-INS 07/31/17 INCOME DIVIDEND AS OF 07/31/17 (ID: 72201M-48-7)	1,379.516	0.018		25.34
8/2	Div Domest	T ROWE PR EMERG MKTS BND-I 07/31/17 INCOME DIVIDEND AS OF 07/31/17 (ID: 77956H-53-4)	637.154	0.063		39.91
8/30	Tax-Exempt Income	JPMORGAN INTERM T/F BND-I FUND 1374 @ 0.02182 PER SHARE (ID: 4812A0-45-8)	736.846	0.022		16.08
8/30	Tax-Exempt Income	JPM SHRT-INT MUNI BND-I FUND 3602 @ 0.01236 PER SHARE (ID: 4812C2-39-5)	2,236.019	0.012		27.64
9/1	Interest Income	DEPOSIT SWEEP INTEREST FOR 08/01/17 - 08/31/17 @ .85% RATE ON AVG COLLECTED BALANCE OF $39,649.41 AS OF 09/01/17				28.52

Settle Date	Type / Selection Method	Description	Quantity / Cost	Per Unit Amount	PRINCIPAL Amount	INCOME Amount
Income						
9/5	Div Domest	DOUBLELINE TOTL RET BND-I 08/31/17 INCOME DIVIDEND @ 0.031 PER SHARE AS OF 08/31/17 (ID: 258620-10-3)	1,385.390	0.032		43.75
9/5	Div Domest	NEUBERGER BERMAN HI IN B-INS 08/31/17 INCOME DIVIDEND AS OF 08/31/17 (ID: 64128K-86-8)	2,771.800	0.039		107.61
9/5	Div Domest	PIMCO UNCONSTRAINED BOND-INS 08/31/17 INCOME DIVIDEND AS OF 08/31/17 (ID: 72201M-48-7)	1,379.516	0.021		28.68
9/5	Div Domest	T ROWE PR EMERG MKTS BND-I 08/31/17 INCOME DIVIDEND AS OF 08/31/17 (ID: 77956H-53-4)	637.154	0.069		43.99
9/28	Tax-Exempt Income	JPMORGAN INTERM T/F BND-I FUND 1374 @ 0.02209 PER SHARE (ID: 4812A0-45-8)	736.846	0.022		16.28
9/28	Div Domest	JPMORGAN TAX AWR EQTY-I FUND 1236 @ 0.07422 PER SHARE (ID: 4812A1-65-4)	1,447.836	0.074		107.46
9/28	Tax-Exempt Income	JPM SHRT-INT MUNI BND-I FUND 3602 @ 0.01335 PER SHARE (ID: 4812C2-39-5)	2,236.019	0.013		29.85
9/28	Div Domest	NEUBERGER BERMAN HI IN B-INS 09/27/17 INCOME DIVIDEND AS OF 09/27/17 (ID: 64128K-86-8)	2,771.800	0.035		96.50
10/2	Interest Income	DEPOSIT SWEEP INTEREST FOR 09/01/17 - 09/30/17 @ .85% RATE ON AVG COLLECTED BALANCE OF $36,423.91 AS OF 10/01/17				25.44
10/3	Div Domest	DOUBLELINE TOTL RET BND-I 09/29/17 INCOME DIVIDEND @ 0.031 PER SHARE AS OF 09/29/17 (ID: 258620-10-3)	1,385.390	0.032		43.74
10/3	Div Domest	NB HIGH INCOME BOND-R6 09/29/17 INCOME DIVIDEND AS OF 09/29/17 (ID: 64128K-57-9)	2,771.800	0.004		10.90
10/3	Div Domest	PIMCO UNCONSTRAINED BOND-INS 09/29/17 INCOME DIVIDEND AS OF 09/29/17 (ID: 72201M-48-7)	1,379.516	0.021		29.09

Settle Date	Type / Selection Method	Description	Quantity / Cost	Per Unit Amount	PRINCIPAL Amount	INCOME Amount
Income						
10/3	Div Domest	T ROWE PR EMERG MKTS BND-I 09/29/17 INCOME DIVIDEND AS OF 09/29/17 (ID: 77956H-53-4)	637.154	0.072		45.99
10/30	Tax-Exempt Income	JPMORGAN INTERM T/F BND-I FUND 1374 @ 0.02189 PER SHARE (ID: 4812A0-45-8)	736.846	0.022		16.13
10/30	Tax-Exempt Income	JPM SHRT-INT MUNI BND-I FUND 3602 @ 0.01277 PER SHARE (ID: 4812C2-39-5)	2,236.019	0.013		28.55
10/31	Div Domest	SPDR S&P 500 ETF TRUST @ 1.234574 PER SHARE (ID: 78462F-10-3)	874.000	1.235		1,079.02
11/1	Interest Income	DEPOSIT SWEEP INTEREST FOR 10/01/17 - 10/31/17 @ .85% RATE ON AVG COLLECTED BALANCE OF $34,727.38 AS OF 11/01/17				24.85
11/2	Div Domest	DOUBLELINE TOTL RET BND-I 10/31/17 INCOME DIVIDEND @ 0.032 PER SHARE AS OF 10/31/17 (ID: 258620-10-3)	1,385.390	0.032		44.43
11/2	Div Domest	NB HIGH INCOME BOND-R6 10/31/17 INCOME DIVIDEND AS OF 10/31/17 (ID: 64128K-57-9)	2,771.800	0.04		110.57
11/2	Div Domest	PIMCO UNCONSTRAINED BOND-INS 10/31/17 INCOME DIVIDEND AS OF 10/31/17 (ID 72201M-48-7)	1,379.516	0.021		29.27
11/2	Div Domest	T ROWE PR EMERG MKTS BND-I 10/31/17 INCOME DIVIDEND AS OF 10/31/17 (ID: 77956H-53-4)	637.154	0.069		43.80
11/29	Tax-Exempt Income	JPMORGAN INTERM T/F BND-I FUND 1374 @ 0.022 PER SHARE (ID: 4812A0-45-8)	736.846	0.022		16.53
11/29	Tax-Exempt Income	JPM SHRT-INT MUNI BND-I FUND 3602 @ 0.015 PER SHARE (ID: 4812C2-39-5)	2,236.019	0.015		34.28
12/1	Interest Income	DEPOSIT SWEEP INTEREST FOR 11/01/17 - 11/30/17 @ .89% RATE ON AVG COLLECTED BALANCE OF $35,013.81 AS OF 12/01/17				25.72

Settle Date	Type / Selection Method	Description	Quantity / Cost	Per Unit Amount	PRINCIPAL Amount	INCOME Amount
Income						
12/1	Div Domest	DOUBLELINE TOTL RET BND-I 11/30/17 INCOME DIVIDEND @ 0.031 PER SHARE AS OF 11/30/17 (ID: 258620-10-3)	1,385.390	0.032		43.85
12/1	Div Domest	NB HIGH INCOME BOND-R6 11/30/17 INCOME DIVIDEND AS OF 11/30/17 (ID: 64128K-57-9)	1,963.639	0.05		98.28
12/1	Div Domest	PIMCO UNCONSTRAINED BOND-INS 11/30/17 INCOME DIVIDEND AS OF 11/30/17 (ID: 72201M-48-7)	1,379.516	0.023		31.75
12/1	Div Domest	T ROWE PR EMERG MKTS BND-I 11/30/17 INCOME DIVIDEND AS OF 11/30/17 (ID: 77956H-53-4)	637.154	0.062		39.71
12/15	STCapitalGain Dist	MFS INTL VALUE-R6 12/14/17 SHORT TERM CAPITAL GAINS @ 0.018 PER SHARE AS OF 12/14/17 (ID: 552746-34-9)	918.333	0.018		16.98
12/15	Div Domest	OAKMARK INTERNATIONAL-INST 12/15/17 INCOME DIVIDEND @ 0.433 PER SHARE (ID: 413838-72-3)	1,164.939	0.434		505.35
12/15	Div Domest	MFS INTL VALUE-R6 12/14/17 INCOME DIVIDEND @ 0.769 PER SHARE AS OF 12/14/17 (ID: 552746-34-9)	918.333	0.769		706 37
12/15	STCapitalGain Dist	CRM LONG/SHORT OPPORTUNITIES FUND 12/14/17 SHORT TERM CAPITAL GAINS @ 0.024 PER SHARE AS OF 12/14/17 (ID: 12628J-88-1)	1,188.687	0.024		29 04
12/19	STCapitalGain Dist	HARTFORD CAPITAL APPREC FD CL - F 12/18/17 SHORT TERM CAPITAL GAINS @ 2 217 PER SHARE AS OF 12/18/17 (ID: 41664T-71-9)	827.801	2.218		1,835.71
12/20	STCapitalGain Dist	PRIMECAP ODYSSEY STOCK FD 12/18/17 SHORT TERM CAPITAL GAINS @ 0.031 PER SHARE AS OF 12/18/17 (ID: 74160Q-30-1)	842.467	0.031		26.39
12/20	Div Domest	PRIMECAP ODYSSEY STOCK FD 12/18/17 INCOME DIVIDEND @ 0.305 PER SHARE AS OF 12/18/17 (ID: 74160Q-30-1)	842.467	0.305		256.95

Settle Date	Type / Selection Method	Description	Quantity / Cost	Per Unit Amount	PRINCIPAL Amount	INCOME Amount
Income						
12/21	Div Domest	JPMORGAN TAX AWR EQTY-I FUND 1236 @ 0.097 PER SHARE (ID: 4812A1-65-4)	1,447.836	0.098		141.87
12/21	Div Domest	JPMORGAN GL RES ENH IDX-R6 @ 0.448 PER SHARE (ID: 48129C-20-7)	4,091.363	0.448		1,833.46
12/21	Div Domest	DODGE & COX INTL STOCK FD 12/20/17 INCOME DIVIDEND @ 0.892 PER SHARE AS OF 12/20/17 (ID: 256206-10-3)	1,014.353	0.892		904.80
12/21	Div Domest	DODGE & COX INCOME FD 12/20/17 INCOME DIVIDEND @ 0.090 PER SHARE AS OF 12/20/17 (ID: 256210-10-5)	612.084	0.09		55.09
12/22	STCapitalGain Dist	AQR LONG-SHORT EQUITY-R6 12/20/17 SHORT TERM CAPITAL GAINS @ 0.264 PER SHARE AS OF 12/20/17 (ID: 00191K-50-0)	879.009	0.265		232.81
12/22	Div Domest	AQR LONG-SHORT EQUITY-R6 12/20/17 INCOME DIVIDEND @ 0.571 PER SHARE AS OF 12/20/17 (ID: 00191K-50-0)	879.009	0.571		501.97
12/26	Div Domest	ISHARES MSCI EAFE INDEX FUND @ 0.742566 PER SHARE (ID: 464287-46-5)	1,230.000	0.743		913.36
12/26	Div Domest	ISHARES CORE MSCI EAFE ETF @ 0.730866 PER SHARE (ID: 46432F-84-2)	532.000	0.731		388.82
12/26	STCapitalGain Dist	AMERICAN BEACON GLG TR-UTL 12/22/17 SHORT TERM CAPITAL GAINS @ 0.016 PER SHARE AS OF 12/22/17 (ID: 024525-17-2)	747.650	0.017		12.41
12/26	Div Domest	AMERICAN BEACON GLG TR-UTL 12/22/17 INCOME DIVIDEND @ 0.057 PER SHARE AS OF 12/22/17 (ID: 024525-17-2)	747.650	0.058		43.29
12/28	Tax-Exempt Income	JPM SHRT-INT MUNI BND-I FUND 3602 @ 0.012 PER SHARE (ID: 4812C2-39-5)	2,236.019	0.012		27.50

Settle Date	Type / Selection Method	Description	Quantity / Cost	Per Unit Amount	PRINCIPAL Amount	INCOME Amount
Income						
12/28	Div Domest	JPMORGAN INTERM T/F BND-R6 @ 0.024 PER SHARE (ID: 48129C-10-8)	736.846	0.024		17.69
12/28	Div Domest	PIMCO UNCONSTRAINED BOND-INS 12/27/17 INCOME DIVIDEND @ 0.277 PER SHARE AS OF 12/27/17 (ID: 72201M-48-7)	1,379.516	0.277		382.69
12/29	Div Domest	HARTFORD CAPITAL APPREC FD CL - F 12/28/17 INCOME DIVIDEND @ 0.396 PER SHARE AS OF 12/28/17 (ID: 41664T-71-9)	827.801	0.397		328.62
Total Income						**$19,244.13**

Settle Date	Type / Selection Method	Description	Quantity / Cost	PRINCIPAL Amount	INCOME Amount
Contributions					
4/4	Tax Refund	2016 WISCONSIN STATE REFUND		124.00	
5/30	Tax Refund	2016 1041 FEDERAL REFUND		276.00	
Total Contributions				**$400.00**	
Miscellaneous Credits					
2/22	Share Class Conv.	T ROWE PR EMERG MKTS BND TO 77956H534 (ID: 77956H-87-2)	(1,161.758) (14,631.55)		
2/22	Share Class Conv.	T ROWE PR EMERG MKTS BND-I FROM 77956H872 (ID: 77956H-53-4)	1,161.758 14,631.55		
4/12	Share Class Conv.	OAKMARK INTERNATIONAL-I TO 413838723 (ID: 413838-20-2)	(1,166.356) (28,739.00)		

Settle Date	Type / Selection Method	Description	Quantity / Cost	PRINCIPAL Amount	INCOME Amount
Miscellaneous Credits					
4/12	Share Class Conv.	OAKMARK INTERNATIONAL-INST FROM 413838202 (ID: 413838-72-3)	1,164.939 28,739.00		
8/16	Share Class Conv.	MFS INTL VALUE-I TO 552746349 (ID: 55273E-82-2)	(880.096) (23,493.00)		
8/16	Share Class Conv.	MFS INTL VALUE-R6 FROM 55273E822 (ID: 552746-34-9)	918.333 23,493.00		
9/14	Share Class Conv.	HARTFORD CAPITAL APPREC-I TO 41664T719 (ID: 416649-30-9)	(828.406) (24,172.97)		
9/14	Share Class Conv.	HARTFORD MUT FDS INC CAP APPRECTN F FROM 416649309 (ID: 41664T-71-9)	827.801 24,172.97		
9/27	Share Class Conv.	NEUBERGER BERMAN HI IN B-INS TO 64128K579 (ID: 64128K-86-8)	(2,771.800) (22,091.78)		
9/27	Share Class Conv	NEUBERGER BERMAN INCOME FDS HIGH INC CL R6 FROM 64128K868 (ID: 64128K-57-9)	2,771.800 22,091.78		
12/6	Share Class Conv.	JPM GLBL RES ENH INDEX FD - CL I FUND 3457 TO 48129C207 (ID: 46637K-51-3)	(4,091.363) (70,107.00)		
12/6	Share Class Conv.	JPMORGAN GL RES ENH IDX-R6 FROM 46637K513 (ID: 48129C-20-7)	4,091.363 70,107.00		
12/6	Share Class Conv.	JPMORGAN INTERM T/F BND-I FUND 1374 TO 48129C108 (ID: 4812A0-45-8)	(736.846) (7,409.38)		
12/6	Share Class Conv.	JPMORGAN INTERM T/F BND-R6 FROM 4812A0458 (ID: 48129C-10-8)	736.846 7,409.38		
Total Miscellaneous Credits					

Settle Date	Type / Selection Method	Description	Quantity / Cost	PRINCIPAL Amount	INCOME Amount
Withdrawals					
3/10	Pmt to Beneficiary	ACH TRANSFER TO CHECKING [redacted]			(4,683.44)
6/9	Pmt to Beneficiary	ACH TRANSFER TO CHECKING [redacted]			(4,651.92)
9/11	Pmt to Beneficiary	ACH TRANSFER TO CHECKING [redacted]			(4,651.92)
12/11	Pmt to Beneficiary	ACH TRANSFER TO CHECKING [redacted]			(4,651.92)
Total Withdrawals					**($18,639.20)**
Fees & Commissions					
1/4	Fees & Commissions	JPMORGAN CHASE TRUST FEE FOR THE PERIOD 12-02-2016 TO 01-01-2017 ON ADJUSTED MV $708,209.78 INC $231.18 PRINC $231.18			(231.18)
1/4	Fees & Commissions	JPMORGAN CHASE TRUST FEE FOR THE PERIOD 12-02-2016 TO 01-01-2017 ON ADJUSTED MV $708,209.78 INC $231.18 PRINC $231.18		(231.18)	
2/2	Fees & Commissions	JPMORGAN CHASE TRUST FEE FOR THE PERIOD 01-02-2017 TO 02-01-2017 ON ADJUSTED MV $711,475.91 INC $232.13 PRINC $232.13			(232.13)
2/2	Fees & Commissions	JPMORGAN CHASE TRUST FEE FOR THE PERIOD 01-02-2017 TO 02-01-2017 ON ADJUSTED MV $711,475.91 INC $232.13 PRINC $232.13		(232.13)	
3/2	Fees & Commissions	JPMORGAN CHASE TRUST FEE FOR THE PERIOD 02-02-2017 TO 03-01-2017 ON ADJUSTED MV $726,578.87 INC $236.60 PRINC $236.59			(236.60)
3/2	Fees & Commissions	JPMORGAN CHASE TRUST FEE FOR THE PERIOD 02-02-2017 TO 03-01-2017 ON ADJUSTED MV $726,578.87 INC $236.60 PRINC $236.59		(236.59)	

Settle Date	Type / Selection Method	Description	Quantity / Cost	PRINCIPAL Amount	INCOME Amount
Fees & Commissions					
4/4	Fees & Commissions	JPMORGAN CHASE TRUST FEE FOR THE PERIOD 03-02-2017 TO 04-01-2017 ON ADJUSTED MV $744,404.97 INC $241.79 PRINC $241.79			(241.79)
4/4	Fees & Commissions	JPMORGAN CHASE TRUST FEE FOR THE PERIOD 03-02-2017 TO 04-01-2017 ON ADJUSTED MV $744,404.97 INC $241.79 PRINC $241.79		(241.79)	
5/2	Fees & Commissions	JPMORGAN CHASE TRUST FEE FOR THE PERIOD 04-02-2017 TO 05-01-2017 ON ADJUSTED MV $750,784.82 INC $243.66 PRINC $243.65			(243.66)
5/2	Fees & Commissions	JPMORGAN CHASE TRUST FEE FOR THE PERIOD 04-02-2017 TO 05-01-2017 ON ADJUSTED MV $750,784.82 INC $243.66 PRINC $243.65		(243.65)	
6/2	Fees & Commissions	JPMORGAN CHASE TRUST FEE FOR THE PERIOD 05-02-2017 TO 06-01-2017 ON ADJUSTED MV $766,033.51 INC $248.11 PRINC $248.11			(248.11)
6/2	Fees & Commissions	JPMORGAN CHASE TRUST FEE FOR THE PERIOD 05-02-2017 TO 06-01-2017 ON ADJUSTED MV $766,033.51 INC $248.11 PRINC $248.11		(248.11)	
7/5	Fees & Commissions	JPMORGAN CHASE TRUST FEE FOR THE PERIOD 06-02-2017 TO 07-01-2017 ON ADJUSTED MV $772,783.47 INC $250.07 PRINC $250.07			(250.07)
7/5	Fees & Commissions	JPMORGAN CHASE TRUST FEE FOR THE PERIOD 06-02-2017 TO 07-01-2017 ON ADJUSTED MV $772,783.47 INC $250.07 PRINC $250.07		(250.07)	
8/2	Fees & Commissions	JPMORGAN CHASE TRUST FEE FOR THE PERIOD 07-02-2017 TO 08-01-2017 ON ADJUSTED MV $773,363.11 INC $250.31 PRINC $250.31			(250.31)

Settle Date	Type / Selection Method	Description	Quantity / Cost	PRINCIPAL Amount	INCOME Amount
Fees & Commissions					
8/2	Fees & Commissions	JPMORGAN CHASE TRUST FEE FOR THE PERIOD 07-02-2017 TO 08-01-2017 ON ADJUSTED MV $773,363.11 INC $250.31 PRINC $250.31		(250.31)	
8/28	Fees & Commissions	FEE ADJUSTMENT		0.20	
9/7	Fees & Commissions	JPMORGAN CHASE TRUST FEE FOR THE PERIOD 08-02-2017 TO 09-01-2017 ON ADJUSTED MV $789,189.29 INC $254.93 PRINC $254.92			(254.93)
9/7	Fees & Commissions	JPMORGAN CHASE TRUST FEE FOR THE PERIOD 08-02-2017 TO 09-01-2017 ON ADJUSTED MV $789,189.29 INC $254.93 PRINC $254.92		(254.92)	
10/3	Fees & Commissions	JPMORGAN CHASE TRUST FEE FOR THE PERIOD 09-02-2017 TO 10-01-2017 ON ADJUSTED MV $790,338.48 INC $255.26 PRINC $255.26			(255.26)
10/3	Fees & Commissions	JPMORGAN CHASE TRUST FEE FOR THE PERIOD 09-02-2017 TO 10-01-2017 ON ADJUSTED MV $790,338.48 INC $255.26 PRINC $255.26		(255.26)	
11/2	Fees & Commissions	JPMORGAN CHASE TRUST FEE FOR THE PERIOD 10-02-2017 TO 11-01-2017 ON ADJUSTED MV $804,166.91 INC $259.30 PRINC $259.29			(259.30)
11/2	Fees & Commissions	JPMORGAN CHASE TRUST FEE FOR THE PERIOD 10-02-2017 TO 11-01-2017 ON ADJUSTED MV $804,166.91 INC $259.30 PRINC $259.29		(259.29)	
12/4	Fees & Commissions	JPMORGAN CHASE TRUST FEE FOR THE PERIOD 11-02-2017 TO 12-01-2017 ON ADJUSTED MV $818,392.91 INC $263.44 PRINC $263.44			(263.44)
12/4	Fees & Commissions	JPMORGAN CHASE TRUST FEE FOR THE PERIOD 11-02-2017 TO 12-01-2017 ON ADJUSTED MV $818,392.91 INC $263.44 PRINC $263.44		(263.44)	
Total Fees & Commissions				**($2,966.54)**	**($2,966.78)**

Settle Date	Type / Selection Method	Description	Quantity / Cost	PRINCIPAL Amount	INCOME Amount
Miscellaneous Debits					
6/12	Misc Debit	POWER TO ADJUST TRANSFER			1,214.63
6/12	Misc Debit	POWER TO ADJUST TRANSFER		(1,214.63)	
9/12	Misc Debit	POWER TO ADJUST TRANSFER			1,913.47
9/12	Misc Debit	POWER TO ADJUST TRANSFER		(1,913.47)	
12/12	Misc Debit	POWER TO ADJUST TRANSFER			3,357.93
12/12	Misc Debit	POWER TO ADJUST TRANSFER		(3,357.93)	
Total Miscellaneous Debits				**($6,486.03)**	**$6,486.03**

TRADE ACTIVITY

Note: L indicates Long Term Realized Gain/Loss S indicates Short Term Realized Gain/Loss

Trade Date / Settle Date	Type / Selection Method	Description	Quantity	Per Unit Amount	Proceeds	Tax Cost	Realized Gain/Loss
Settled Sales/Maturities/Redemptions							
4/7 4/10	Sale High Cost	JPMORGAN INTERM T/F BND-I FUND 1374 JP MORGAN CHASE BANK AS SHAREHOLDER SERVICING AGENT @ 10.78 (ID: 4812A0-45-8)	(540.909)	10.78	5,831.00	(6,080.15)	(249.15) L
4/19 4/20	Sale High Cost	VANGUARD INTM TRM INV G-ADM (ID: 922031-81-0)	(1,396.300)	9.79	13,669.78	(13,586.00)	83.78 L
5/8 5/11	Sale High Cost	ISHARES CORE S&P MIDCAP ETF @ 172.6845 12,087.91 BROKERAGE 1.05 TAX &/OR SEC .26 GOLDMAN SACHS & CO. (ID: 464287-50-7)	(70.000)	172.666	12,086.60	(9,559.16)	2,527.44 L
5/11 5/12	Sale High Cost	BROWN ADV JAPAN ALPHA OPP-IS (ID: 115233-57-9)	(772.684)	10.58	8,175.00	(7,479.58)	695 42 S

Trade Date / Settle Date	Type / Selection Method	Description	Quantity	Per Unit Amount	Proceeds	Tax Cost	Realized Gain/Loss
Settled Sales/Maturities/Redemptions							
6/29 6/30	Sale High Cost	JPMORGAN INTERM T/F BND-I FUND 1374 JP MORGAN CHASE BANK AS SHAREHOLDER SERVICING AGENT @ 10.83 (ID: 4812A0-45-8)	(1,454.017)	10.83	15,747.00	(15,495.74)	251.26 L
6/29 6/30	Sale High Cost	NEUBERGER BERMAN HI IN B-INS (ID: 64128K-86-8)	(720.957)	8.78	6,330.00	(5,890.22)	439.78 L
6/29 6/30	Sale High Cost	T ROWE PR EMERG MKTS BND-I (ID: 77956H-53-4)	(524.604)	12.64	6,631.00	(6,607.03)	23.97 S
6/29 7/5	Sale High Cost	ISHARES CORE S&P MIDCAP ETF @ 173.6506 24,311.08 BROKERAGE 2.10 TAX &/OR SEC .56 GOLDMAN SACHS & CO. (ID: 464287-50-7)	(140.000)	173.632	24,308.42	(12,868.91)	11,439.51 L
11/17 11/20	Sale High Cost	NB HIGH INCOME BOND-R6 (ID: 64128K-57-9)	(808.161)	8.70	7,031.00	(6,602.68)	428.32 L
12/14 12/14	LT Capital Gain Distribution	JPMORGAN TAX AWR EQTY-I FUND 1236 @ 2.359 PER SHARE (ID: 4812A1-65-4)	1,447.836	2.36	3,416.49		
12/15 12/15	LT Capital Gain Distribution	OAKMARK INTERNATIONAL-INST 12/15/17 LONG TERM CAPITAL GAINS @ 0.483 PER SHARE (ID: 413838-72-3)	1,164.939	0.484	563.36		
12/15 12/15	LT Capital Gain Distribution	MFS INTL VALUE-R6 12/14/17 LONG TERM CAPITAL GAINS @ 0.446 PER SHARE AS OF 12/14/17 (ID: 552746-34-9)	918.333	0.447	410.04		
12/19 12/19	LT Capital Gain Distribution	HARTFORD CAPITAL APPREC FD CL - F 12/18/17 LONG TERM CAPITAL GAINS @ 3.102 PER SHARE AS OF 12/18/17 (ID: 41664T-71-9)	827.801	3.103	2,568.62		
12/20 12/20	LT Capital Gain Distribution	PRIMECAP ODYSSEY STOCK FD 12/18/17 LONG TERM CAPITAL GAINS @ 0.356 PER SHARE AS OF 12/18/17 (ID: 74160Q-30-1)	842.467	0.356	300.03		

Trade Date / Settle Date	Type / Selection Method	Description	Quantity	Per Unit Amount	Proceeds	Tax Cost	Realized Gain/Loss
Settled Sales/Maturities/Redemptions							
12/21 12/21	LT Capital Gain Distribution	BROWN ADV JAPAN ALPHA OPP-IS 12/19/17 LONG TERM CAPITAL GAINS @ 0.970 PER SHARE AS OF 12/19/17 (ID: 115233-57-9)	758.308	0.97	735.88		
12/21 12/21	LT Capital Gain Distribution	DODGE & COX INCOME FD 12/20/17 LONG TERM CAPITAL GAINS @ 0.026 PER SHARE AS OF 12/20/17 (ID: 256210-10-5)	612.084	0.026	15.91		
12/22 12/22	LT Capital Gain Distribution	AQR LONG-SHORT EQUITY-R6 12/20/17 LONG TERM CAPITAL GAINS @ 0.439 PER SHARE AS OF 12/20/17 (ID: 00191K-50-0)	879.009	0.44	386.58		
12/26 12/26	LT Capital Gain Distribution	AMERICAN BEACON GLG TR-UTL 12/22/17 LONG TERM CAPITAL GAINS AS OF 12/22/17 (ID: 024525-17-2)	747.650		0.30		
Total Settled Sales/Maturities/Redemptions					**$108,207.01**	**($84,169.47)**	**$14,920.94 L** **$719.39 S**

Trade Date / Settle Date	Type	Description	Quantity	Per Unit Amount	Market Cost
Settled Securities Purchased					
4/7 4/10	Purchase	JPM SHRT-INT MUNI BND-I FUND 3602 JP MORGAN CHASE BANK AS SHAREHOLDER SERVICING AGENT @ 10.55 (ID: 4812C2-39-5)	2,236.019	10.55	(23,590.00)
5/8 5/11	Purchase	ISHARES MSCI EAFE INDEX FUND @ 65.0796 13,796.87 BROKERAGE 3.18 MERRILL LYNCH PIERCE FENNER & SMIT (ID: 464287-46-5)	212.000	65.095	(13,800.05)
6/29 6/30	Purchase	AMERICAN BEACON GLG TR-UTL (ID: 024525-17-2)	747.650	10.85	(8,112.00)

Trade Date / Settle Date	Type	Description	Quantity	Per Unit Amount	Market Cost
Settled Securities Purchased					
6/29 6/30	Purchase	CRM LONG/SHORT OPPORTUNITIES FUND (ID: 12626J-88-1)	439.687	10.23	(4,498.00)
6/29 6/30	Purchase	AQR LONG-SHORT EQUITY-R6 (ID: 00191K-50-0)	295.221	13.81	(4,077.00)
6/29 7/5	Purchase	SPDR S&P 500 ETF TRUST @ 241.5955 5,073.50 BROKERAGE 0.31 MERRILL LYNCH PIERCE FENNER & SMIT (ID: 78462F-10-3)	21.000	241.61	(5,073.81)
6/29 7/5	Purchase	ISHARES CORE MSCI EAFE ETF @ 60.9477 13,042.80 BROKERAGE 5.35 FIRST NEW YORK SECURITIES LLC (ID: 46432F-84-2)	214.000	60.973	(13,048.15)
6/29 7/5	Purchase	ISHARES CORE MSCI EAFE ETF @ 60.824 11,313.26 BROKERAGE 2.79 DEUTSCHE BANC ALEX BROWN INC (ID: 46432F-84-2)	186.000	60.839	(11,316.05)
6/29 7/6	Purchase	ISHARES CORE MSCI EAFE ETF @ 60.8889 8,037.33 BROKERAGE 1.98 UBS SECURITIES LLC (ID: 46432F-84-2)	132.000	60.904	(8,039.31)
11/17 11/20	Purchase	DODGE & COX INCOME FD (ID: 256210-10-5)	612.084	13.82	(8,459.00)
Total Settled Securities Purchased					**($100,013.37)**

COST ADJUSTMENTS

Settle Date	Type	Description	Quantity	Cost Basis Adjustments	Currency Gain/Loss USD
Cost Adjustments					
2/15	Cost Basis Adj	PIMCO UNCONSTRAINED BOND-INS RETURN OF CAPITAL ADJUSTMENT FOR 2016 DIVIDENDS (ID: 72201M-48-7)	1,379.516	(71.96)	
2/15	Cost Basis Adj	T ROWE PR EMERG MKTS BND RETURN OF CAPITAL ADJUSTMENT FOR 2016 DIVIDENDS (ID: 77956H-87-2)	1,161.758	(41.45)	
Total Cost Adjustments				**($113.41)**	**$0.00**