HAND DELIVERED

LEGISLATIVE RESOURCE CENTER
2015 JUL 31 AM 11:36
OFFICE OF THE CLERK
U.S. HOUSE OF REPRESENTATIVES
FM
(Office Use Only)

UNITED STATES HOUSE OF REPRESENTATIVES
2014 FINANCIAL DISCLOSURE STATEMENT

Form A
For Use by Members, Officers, and Employees

Name: Aaron Jon Schock **Daytime Telephone:** _____

FILER STATUS	[X] Member of or Candidate for U.S. House of Representatives — State: IL District: 18	[ ] Officer or Employee — Employing Office:	
REPORT TYPE	[ ] 2014 Annual (Due: May 15, 2015)	[ ] Amendment	[X] Termination — Date of Termination: March 31, 2015

PRELIMINARY INFORMATION – ANSWER EACH OF THESE QUESTIONS

A. Did you, your spouse, or your dependent child: a. Own any reportable asset that was worth more than $1,000 at the end of the reporting period? or b. Make more than $200 in unearned income from any reportable asset during the reporting period?	Yes [X] No [ ]	**F.** Did you have any reportable agreement or arrangement with an outside entity during the reporting period or in the current calendar year up through the date of filing?	Yes [ ] No [X]
B. Did you, your spouse, or your dependent child purchase, sell, or exchange any securities or reportable real estate in a transaction exceeding $1,000 during the reporting period?	Yes [X] No [ ]	**G.** Did you, your spouse, or your dependent child receive any reportable gift(s) totaling more than $375 in value from a single source during the reporting period?	Yes [ ] No [X]
C. Did you or your spouse have "earned" income (*e.g.*, salaries, honoraria, or pension/IRA distributions) of $200 or more during the reporting period?	Yes [ ] No [X]	**H.** Did you, your spouse, or your dependent child receive any reportable travel or reimbursements for travel totaling more than $375 in value from a single source during the reporting period?	Yes [X] No [ ]
D. Did you, your spouse, or your dependent child have any reportable liability (more than $10,000) at any point during the reporting period?	Yes [X] No [ ]	**I.** Did any individual or organization make a donation to charity in lieu of paying you for a speech, appearance, or article during the reporting period?	Yes [ ] No [X]
E. Did you hold any reportable positions during the reporting period or in the current calendar year up through the date of filing?	Yes [ ] No [X]	**ATTACH THE CORRESPONDING SCHEDULE IF YOU ANSWER "YES"**	

IPO AND EXCLUSION OF SPOUSE, DEPENDENT, OR TRUST INFORMATION - ANSWER EACH OF THESE QUESTIONS

IPO – Did you purchase any shares that were allocated as a part of an Initial Public Offering during the reporting period? If you answered "yes" to this question, please contact the Committee on Ethics for further guidance.	Yes [ ] No [X]
TRUSTS – Details regarding "Qualified Blind Trusts" approved by the Committee on Ethics and certain other "excepted trusts" need not be disclosed. Have you excluded from this report details of such a trust that benefits you, your spouse, or your dependent child?	Yes [ ] No [X]
EXEMPTION – Have you excluded from this report any other assets, "unearned" income, transactions, or liabilities of a spouse or your dependent child because they meet all three tests for exemption? Do not answer "yes" unless you have first consulted with the Committee on Ethics.	Yes [ ] No [X]

SCHEDULE A – ASSETS & "UNEARNED INCOME"

Name: Aaron Jon Schock

Page_____ **of** _____

BLOCK A — Asset and/or Income Source

Identify (a) each asset held for investment or production of income and with a fair market value exceeding $1,000 at the end of the reporting period, and (b) any other reportable asset or source of income that generated more than $200 in "unearned" income during the year.

Provide complete names of stocks and mutual funds (do not use only ticker symbols).

For **all IRAs** and other retirement plans (such as 401(k) plans) provide the value for each asset held in the account that exceeds the reporting thresholds.

For bank and other cash accounts, total the amount in all interest-bearing accounts. If the total is over $5,000, list every financial institution where there is more than $1,000 in interest-bearing accounts.

For rental and other real property held for investment, provide a complete address or description, *e.g.*, "rental property," and a city and state.

For an ownership interest in a privately-held business that is not publicly traded, state the name of the business, the nature of its activities, and its geographic location in Block A.

Exclude: Your personal residence, including second homes and vacation homes (*unless* there was rental income during the reporting period); and any financial interest in, or income derived from, a federal retirement program, including the Thrift Savings Plan.

If you have a privately-traded fund that is an Excepted Investment Fund, please check the "EIF" box.

If you so choose, you may indicate that an asset or income source is that of your spouse (SP) or dependent child (DC), or jointly held with anyone (JT), in the optional column on the far left.

For a detailed discussion of Schedule A requirements, please refer to the instruction booklet.

BLOCK B — Value of Asset

Indicate value of asset at close of the reporting period. If you use a valuation method other than fair market value, please specify the method used.

If an asset was sold during the reporting period and is included only because it generated income, the value should be "None."

*Column M is for assets held by your spouse or dependent child in which you have no interest.

BLOCK C — Type of Income

Check all columns that apply. For accounts that generate tax-deferred income (such as 401(k), IRA, or 529 accounts), you may check the "Tax-Deferred" column. **Dividends, interest, and capital gains, even if reinvested, must be disclosed as income for assets held in taxable accounts.** Check "None" if the asset generated no income during the reporting period.

BLOCK D — Amount of Income

For assets for which you checked "Tax-Deferred" in Block C, you may check the "None" column. For all other assets indicate the category of income by checking the appropriate box below. **Dividends, interest, and capital gains, even if reinvested, must be disclosed as income for assets held in taxable accounts.** Check "None" if no income was earned or generated.

*Column XII is for assets held by your spouse or dependent child in which you have no interest.

BLOCK E — Transaction

Indicate if the asset had purchases (P), sales (S), or exchanges (E) exceeding $1,000 in the reporting period.

If only a portion of an asset was sold, please indicate as follows: (S (part)).

Leave this column blank if there are no transactions that exceeded $1,000.

SP, DC, JT		EIF	A None	B $1-$1,000	C $1,001-$15,000	D $15,001-$50,000	E $50,001-$100,000	F $100,001-$250,000	G $250,001-$500,000	H $500,001-$1,000,000	I $1,000,001-$5,000,000	J $5,000,001-$25,000,000	K $25,000,001-$50,000,000	L Over $50,000,000	M Spouse/DC Asset over $1,000,000*	NONE	DIVIDENDS	RENT	INTEREST	CAPITAL GAINS	EXCEPTED/BLIND TRUST	TAX-DEFERRED	Other Type of Income (Specify, e.g., Partnership Income or Farm Income)	I None	II $1-$200	III $201-$1,000	IV $1,001-$2,500	V $2,501-$5,000	VI $5,001-$15,000	VII $15,001-$50,000	VIII $50,001-$100,000	IX $100,001-$1,000,000	X $1,000,001-$5,000,000	XI Over $5,000,000	XII Spouse/DC Asset with Income over $1,000,000*	P, S, S(part), or E
Examples: SP	Mega Corp. Stock						X										X										X									S(part)
	Simon & Schuster				Indefinite																		Royalties													
	ABC Hedge Fund	X							X														Partnership Income													
	Wells Fargo, IRA						X										X										X									
	Wells Fargo						X										X										X									
	Old Orchard Land Trust									X								X													X					
	Aurelia Properties LLC								X									X											X							
	Menards Peoria LLC									X								X											X							
	Citizens Equity First Credit Union						X										X		X							X										

Use additional sheets if more space is required.

SCHEDULE B – TRANSACTIONS

Name: Aaron Jon Schock

Page_____ of _____

Report any purchase, sale, or exchange transactions that exceeded $1,000 in the reporting period of any security or real property held by you, your spouse, or your dependent child for investment or the production of income. Include transactions that resulted in a capital loss. Provide a brief description of an exchange transaction. Exclude transactions between you, your spouse, or dependent children, or the purchase or sale of your personal residence, unless it generated rental income. If only a portion of an asset is sold, please choose "partial sale" as the type of transaction.

Capital Gains: If a sales transaction resulted in a capital gain in excess of $200, check the "capital gains" box, unless it was an asset in a tax-deferred account, and disclose the capital gain income on Schedule A.

* Column K is for assets solely held by your spouse or dependent child.

SP, DC, JT	Asset	Type of Transaction: Purchase	Sale	Partial Sale	Exchange	Check Box if Capital Gain Exceeded $200	Date (MO/DA/YR) or Quarterly, Monthly, or Bi-weekly, if applicable	Amount of Transaction: A $1,001-$15,000	B $15,001-$50,000	C $50,001-$100,000	D $100,001-$250,000	E $250,001-$500,000	F $500,001-$1,000,000	G $1,000,001-$5,000,000	H $5,000,001-$25,000,000	I $25,000,001-$50,000,000	J Over $50,000,000	K Over $1,000,000* (Spouse/DC Asset)
SP	*Example* Mega Corp. Stock			X		X	3/5/14		X									
	Menards Peoria LLC	X					5/2014						X					

Use additional sheets if more space is required.

SCHEDULE D – LIABILITIES

Name: Aaron Jon Schock

Page_____ of _____

Report liabilities of over $10,000 owed to any one creditor ***at any time*** during the reporting period by you, your spouse, or your dependent child. **Mark the highest amount owed during the reporting period. Members**: Members are required to report all liabilities secured by real property including mortgages on their personal residence. **Exclude**: Any mortgage on your personal residence (unless you rent it out or are a Member); loans secured by automobiles, household furniture, or appliances; liabilities of a business in which you own an interest (unless you are personally liable); and liabilities owed to you by a spouse or the child, parent, or sibling of you or your spouse. Report a ***revolving charge account*** (*i.e.*, credit card) only if the balance at the close of the reporting period exceeded $10,000. *Column K is for liabilities held solely by your spouse or dependent child.

SP, DC, JT	Creditor	Date Liability Incurred MO/YR	Type of Liability	Amount of Liability										
				A $10,001-$15,000	B $15,001-$50,000	C $50,001-$100,000	D $100,001-$250,000	E $250,001-$500,000	F $500,001-$1,000,000	G $1,000,001-$5,000,000	H $5,000,001-$25,000,000	I $25,000,001-$50,000,000	J Over $50,000,000	K Over $1,000,000* (Spouse/DC Liability)
	Example First Bank of Wilmington, DE	5/98	Mortgage on Rental Property, Dover, DE				X							
	Better Banks, Illinois	10/2010	Mortgage for Old Orchard					X						
	Heritage Bank, Illinois	5/2014	Mortgage for Menards Peoria						X					

SCHEDULE E – POSITIONS

Report all positions, compensated or uncompensated, held during the current or prior calendar year as an officer, director, trustee of an organization, partner, proprietor, representative, employee, or consultant of any corporation, firm, partnership, or other business enterprise, nonprofit organization, labor organization, or educational or other institution other than the United States. **Exclude**: Positions held in any religious, social, fraternal, or political entities (such as political parties and campaign organizations); and positions solely of an honorary nature.

Position	Name of Organization

Use additional sheets if more space is required.

SCHEDULE H – TRAVEL PAYMENTS and REIMBURSEMENTS

Name: Aaron Jon Schock

Page_____ of _____

Identify the source and list travel itinerary, dates, and nature of expenses provided for travel and travel-related expenses totaling more than $375 received by you, your spouse, or your dependent child during the reporting period. Indicate whether a family member accompanied the traveler at the sponsor's expense. Disclosure is required regardless of whether the expenses were paid directly by the sponsor or were paid by you and reimbursed by the sponsor.

EXCLUDE: Travel-related expenses provided by federal, state, and local governments, or by a foreign government required to be separately reported under the Foreign Gifts and Decorations Act (FGDA, 5 U.S.C. § 7342); political travel that is required to be reported under the Federal Election Campaign Act; travel provided to a spouse or dependent child that is totally independent of his or her relationship to the filer.

	Source	Date(s)	City of Departure – Destination — City of Return	Lodging? (Y/N)	Food? (Y/N)	Family Member Included? (Y/N)
Examples:	Government of China (MECEA)	Aug. 6-11	DC-Beijing, China - DC	Y	Y	N
	Habitat for Humanity (charity fundraiser)	Mar. 3-4	DC-Boston-DC	Y	Y	Y
	Government of Brazil (MECEA)	May 10-18	DC-Fortaleza-Brasilia-Sao Paulo-DC	Y	Y	N
	Global Poverty Project	Aug 24-29	Chicago - Delhi - chicago	Y	Y	N

Use additional sheets if more space is required.

ADVISORS

COMBINED SNAPSHOT
Current period ending December 31, 2014

PRIMARY ACCOUNT NAME: AARON J SCHOCK

PRIMARY ACCOUNT NUMBER:

Your Financial Advisor:
HEMMER / KUNKLE / MCRAVEN
Phone: 888-228-1021 / 309-282-4940

2426 W CORNERSTONE CT
STE 2A
PEORIA IL 61614

AARON J SCHOCK
PEORIA IL 61615-9796

Message from Our Firm

WHAT MIGHT THE ECONOMY AND THE MARKETS HAVE IN STORE FOR YOUR PORTFOLIO IN 2015? IF YOU'RE LOOKING FOR THE ANSWER TO THIS AND OTHER QUESTIONS, VISIT WELLSFARGOADVISORS.COM/OUTLOOK TO VIEW OUR ON-DEMAND PRESENTATION AND REQUEST A FREE SPECIAL REPORT.

Command Asset Program News

GET MORE DONE IN LESS TIME WITH WELLS FARGO MOBILE DEPOSIT. YOU CAN NOW DEPOSIT CHECKS DIRECTLY INTO YOUR COMMAND ACCOUNT USING THE WELLS FARGO MOBILE APP ON YOUR MOBILE DEVICE. IT'S FAST, EASY, AND SECURE. THIS FEATURE IS NOT AVAILABLE FOR COMMAND IRAS.

*** IMPORTANT NOTE: See enclosed Information Verification form.**

Investment products and services are offered through Wells Fargo Advisors Financial Network, LLC, (WFAFN), Member FINRA/SIPC. WFAFN uses the trade name Wells Fargo Advisors. Brokerage account(s) carried by First Clearing, LLC, Member FINRA/SIPC. Any referenced entity is a separate entity from WFAFN and First Clearing, separate registered broker-dealers and non-bank affiliates of Wells Fargo & Company.

Investments and insurance products are:

NOT FDIC-INSURED	NO BANK GUARANTEE	MAY LOSE VALUE

General instructions and disclosures

About this statement

Clearing services

First Clearing, LLC ("FCC"), an indirect wholly owned subsidiary of Wells Fargo & Company, is a clearing broker-dealer registered with the Securities and Exchange Commission ("SEC") and is a member of the New York Stock Exchange ("NYSE"), the Financial Industry Regulatory Authority ("FINRA") and all principal U.S. exchanges. FCC carries your account(s) and acts as your custodian for funds and securities deposited with us directly by you, through our affiliated broker-dealer, Wells Fargo Advisors Financial Network, LLC("Wells Fargo Advisors") or as a result of transactions we process for your account. Twice a year, FCC publishes on its web site **www.firstclearinglic.com** a statement of the firm's financial condition. Alternatively, a printed statement is available to you upon request. Unless and until we receive written notice from you to the contrary, FCC may, without inquiry or investigation, accept from Wells Fargo Advisors (i) orders for the purchase or sale of securities for your account on margin or otherwise, and (ii) any other instructions concerning your account.

Trade date statement

All activity and positions on this statement are shown as of the date a trade is entered on the brokerage trading system (i.e., the trade date). Proceeds from the sale of securities and costs for the purchase of securities are not transacted through your account until the actual settlement date of the trade, which may be up to three business days after the trade date (or longer for certain securities with an extended settlement date).

Pricing of securities

Securities prices reflected on your statement may vary from actual liquidation value. Prices shown are provided by outside quotation services which we believe to be reliable but due to the nature of market data the accuracy of such prices cannot be guaranteed, or in the absence of such pricing, are estimated by Wells Fargo Advisors using available information and its judgment. Such estimates may not reflect actual trades and do not reflect a commitment by the firm to buy or sell at those prices. Securities listed on a national exchange such as the NYSE or Nasdaq Stock Market are priced as of the close of the statement period. Unlisted shares may be valued at the current best published "bid-price", and, if none exists, the last reported transaction if occurring within the last 45 days. Prices of securities not actively traded may not be available and are indicated by "N/A." Corporate and municipal bonds and other fixed income securities are priced by a computerized pricing service or, for less actively traded issues, by utilizing a yield-based matrix system to arrive at an estimated market value. Listed options are priced based on the closing "bid-ask" prices and the last reported trade. Mutual fund shares are priced at net asset value. Shares of direct participation program ("DPP") and real estate investment trust ("REIT") securities that are not listed on a national exchange are generally illiquid. Because no formal trading market may exist for these investments, their values are estimated. Unless otherwise indicated, the values shown for DPP and REIT securities have been provided by the management of each program and represent that management's estimate of the investor's interest in the net assets of the program. See statement sections for additional pricing information. Prices for hedge funds and certain managed futures funds are provided on a month delay basis. Other managed futures funds may be priced more frequently. Long-term certificates of deposit (maturity beyond one year from date of issue) are priced using a market value pricing model. Generally, the sale or redemption price of your securities may be higher or lower than the prices shown on your statement. For an actual quote, contact the individual servicing your account.

Estimated annual income/yield

Estimated Annual Income (EAI), when available, reflects the estimated amount you would earn on a security if your current position and its related income remained constant for a year. Estimated Annual Yield (EAY), when available, reflects the current estimated annual income divided by the current value of the security as of the statement closing date. EAI and EAY are estimates and the actual income and yield might be lower or higher than the estimated amounts. EAY reflects only the income generated by an investment. It does not reflect changes in its price, which may fluctuate. The information used to derive these estimates is obtained from various outside vendors; FCC and our Firm are not responsible for incorrect or missing estimated annual income and yields. Past performance is not a guarantee of future results.

Income summary

The income summary displays all income as recorded in the tax system as of period end date. The totals in the Cash flow snapshot may not match the totals in the income snapshot due to reclassifications or other corrections made in the tax system. Remember, you may have certain products that are not included in these figures and whose income is only available on the tax forms sent to you at year-end. Reclassifications and other tax reporting requirements may alter these numbers both during and after year end. You should rely only on tax reporting documents. Contact your tax advisor if you have any questions about the tax consequences of your brokerage activity.

About your rights and responsibilities

Questions and complaints about Your Account

This account statement contains important information about your brokerage account, including recent transactions. All account statements sent to you shall be deemed complete and accurate if not objected to in writing within ten days of receipt. We encourage you to review the details in this statement. If you do not understand any of the information in your statement or if you believe there are any inaccuracies or discrepancies in your statement, you should promptly report them to both FCC and to the manager of the Wells Fargo Advisors Financial Network office listed on the front of your statement. To further protect your rights, including any rights under the Securities Investor Protection Act, any verbal communications with either your Wells Fargo Advisors Financial Network office or with FCC should be re-confirmed in writing. Inquiries or complaints about your account statement, including the positions and balances in your account, may be directed to **Wells Fargo Advisors Client Services at (866) 258-4606 or First Clearing Client Services at ATTN: H0005-087, 1 N. Jefferson Ave, St. Louis, MO 63103, (800) 727-0304.**

Public Disclosure: You may reach FINRA by calling the FINRA BrokerCheck Hotline at **(800) 289-9999** or by visiting the FINRA website at www.finra.org. An investor brochure that includes information describing FINRA BrokerCheck is available from FINRA upon request. A brochure describing the FINRA Pricing of Securities Regulation Public Disclosure Program is also available from the FINRA upon request.

SIPC Protection

Securities and cash in client accounts have two sources of protection. Wells Fargo Advisors is a member of the Securities Investor Protection Corporation ("SIPC"). SIPC protects the clients of its member firms against the loss of their securities in the event of the member's insolvency and liquidation. Each client is insured up to a maximum of $500,000 (including $250,000 for claims for cash). For more information on SIPC coverage, please see the explanatory brochure at **www.sipc.org** or contact SIPC at **(202) 371-8300**. In addition, Wells Fargo Advisors maintains a program of excess protection. This additional insurance coverage is provided through Lexington Insurance Company, ("Lexington"), an AIG Company. For clients who have received the full SIPC payout limit, Wells Fargo Advisors' policy with Lexington provides additional coverage above the SIPC limits for any missing securities and cash in client brokerage accounts up to a firm aggregate limit of $1 billion (including up to $1.9 million for cash per client). SIPC and the additional protection do not insure the quality of investments or protect against losses from fluctuating market value.

Free credit balances

Free credit balances are not segregated and may be used by FCC in the operation of its business in accordance with applicable laws and regulations. You have the right to receive from us in the course of normal business operations, subject to any open commitments in any of your accounts, any free credit balances to which you are entitled.

Investment objectives/Risk tolerances

Please inform us promptly of any material change that might affect your investment objectives, risk tolerances or financial situation, or if you wish to impose or change any reasonable restrictions on the management of your account. A copy of the Investment Advisory Services Disclosure document is available without charge upon request. Please contact the individual denoted on the front of your statement to update your information and to receive a copy of this document.

Tax reporting

We are required by federal law to report annually to you and to the Internal Revenue Service ("IRS") on Form(s) 1099 interest income, dividend payments and sales proceeds including cost basis information for applicable transactions credited to your account.

ADVISORS

COMBINED SNAPSHOT

AARON J SCHOCK

December 1, 2014 - December 31, 2014
PRIMARY ACCOUNT NUMBER:

Your Financial Advisor

Please visit us at www.welisfargoadvisors.com.

HEMMER / KUNKLE / MCRAVEN
Phone: 888-228-1021 / 309-282-4940

2426 W CORNERSTONE CT
STE 2A
PEORIA IL 61614

What's inside your Combined Snapshot ...

ACCOUNT NAME	STATEMENT ENCLOSED	ACCOUNT NUMBER	TAX STATUS	PREVIOUS VALUE ON NOV 30	NET CHANGE	CURRENT VALUE ON DEC 31
AARON J SCHOCK	Yes	6904-4541*	Taxable	63,429.47	-895.24	62,534.23
AARON J SCHOCK (ROTH IRA) FCC AS CUSTODIAN	Yes	7060-7135*	Retirement	39,498.95	-750.05	38,748.90
Total				**$102,928.42**	**-$1,645.29**	**$101,283.13**

*** IMPORTANT NOTE: See enclosed Information Verification form.**

*** THIS PAGE IS INTENTIONALLY LEFT BLANK ***

ADVISORS

COMBINED SNAPSHOT

AARON J SCHOCK

December 1, 2014 - December 31, 2014
PRIMARY ACCOUNT NUMBER:

Combined progress summary

	THIS PERIOD	THIS YEAR
Opening value	**$102,928.42**	**$98,695.11**
Cash deposited	0.00	0.56
Securities deposited	0.00	0.00
Cash withdrawn	0.00	-1,003.14
Securities withdrawn	0.00	0.00
Income earned	5,016.81	6,014.99
Change in value	-6,662.10	-2,424.39
Closing value	**$101,283.13**	**$101,283.13**

Value over time

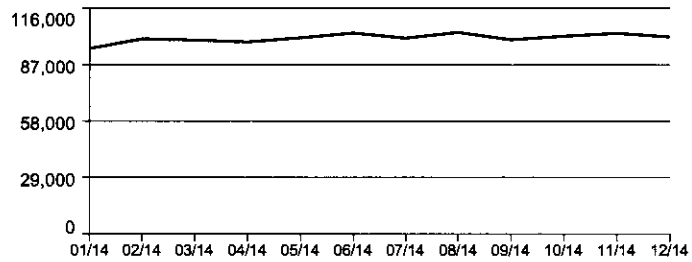

Combined portfolio summary

CURRENT

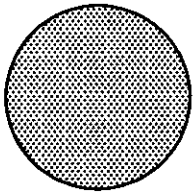

	ASSET TYPE	PREVIOUS VALUE ON NOV 30	%	CURRENT VALUE ON DEC 31	%	ESTIMATED ANN. INCOME
ASSETS	Cash and sweep balances	0.00	0.00	0.00	0.00	0
	Stocks, options & ETFs	0.00	0.00	0.00	0.00	0
	Fixed income securities	0.00	0.00	0.00	0.00	0
	Mutual funds	102,928.42	100.00	101,283.13	100.00	687
	Asset value	**$102,928.42**	**100%**	**$101,283.13**	**100%**	**$687**

ADVISORS

COMBINED SNAPSHOT

AARON J SCHOCK

December 1, 2014 - December 31, 2014
PRIMARY ACCOUNT NUMBER:

Combined cash flow summary

	THIS PERIOD	THIS YEAR
Opening value of cash and sweep balances	**$0.00**	
Income and distributions	5,016.81	6,014.99
Securities sold and redeemed	0.00	13,364.34
Other additions	0.00	0.56
Net additions to cash	**$5,016.81**	**$19,379.89**
Securities purchased	-5,016.81	-18,376.75
Other subtractions	0.00	-1,003.14
Net subtractions from cash	**-$5,016.81**	**-$19,379.89**
Closing value of cash and sweep balances	**$0.00**	

Combined gain/loss summary

		UNREALIZED	THIS PERIOD REALIZED	THIS YEAR REALIZED
TAXABLE ACCOUNTS	Short term (S)	-500.98	0.00	2.11
	Long term (L)	16,038.48	0.00	1,625.53
	Total for taxable accounts	**$15,537.50**	**$0.00**	**$1,627.64**
RETIREMENT ACCOUNTS	**Total for retirement accounts**	**$4,466.62**	**$0.00**	**$805.82**
COMBINED SNAPSHOT TOTALS	**Total gain/loss on all accounts**	**$20,004.12**	**$0.00**	**$2,433.46**

Combined income summary

		THIS PERIOD	THIS YEAR
TAXABLE ACCOUNTS	Ordinary dividends and ST capital gains	594.17	720.89
	Long term capital gains	1,492.20	2,173.80
	Taxable income on taxable accounts	**$2,086.37**	**$2,894.69**
	Tax exempt income on taxable accounts	**$0.00**	**$0.00**
	Subtotal income on taxable accounts	**$2,086.37**	**$2,894.69**
RETIREMENT ACCOUNTS	**Subtotal income on retirement accounts**	**$2,930.44**	**$3,120.30**
COMBINED SNAPSHOT TOTALS	**Total income on all accounts**	**$5,016.81**	**$6,014.99**

ADVISORS

Specific instructions and disclosures

Available funds
"Available for loan" reflects the approximate amount available as of the statement period ending date and should be reduced by any pending checks and Visa charges not yet cleared. This amount is the approximate amount available for withdrawal and loans. A margin loan is a variable rate loan secured by your account.

Cost basis - To add or update information or modify your reporting options, please contact Your Financial Advisor.
This statement presents estimated unrealized or realized gains or losses. If acquisition or other information is not available, the gain/loss information may not be displayed and section and summary totals may not reflect your complete portfolio. Cost basis information is not verified by FCC or Wells Fargo Advisors and should not be relied upon for legal or tax purposes. Revisions to this information (due to corporate mergers, tenders and other reorganizations) may be required from time to time.

Cost basis for factored bonds (GNMA, CMO, etc.) will be adjusted for paydown of principal. Systematic investments in mutual funds and reinvested dividends for mutual funds and stocks have been consolidated for each position. Unit cost data for systematic investments and dividend reinvestment securities is provided for informational purposes only and is a non-weighted average.

Your account statement should not be used for tax preparation without assistance from your tax consultant. We do not report capital gains or losses for non-covered securities to the IRS.

Cost basis options
Unless specific tax lots are selected at trade time, sales of tax lots will occur using the cost basis election reflected in the Account profile section.

IRA withholding notice **Form W-4P/OMB No. 1454-0415**
The withdrawals you receive from your IRA (except Education IRA) are subject to Federal income tax withholding unless you elect not to have withholding apply. If you have a periodic, or an "on demand" distribution, your election regarding our withholding of Federal income tax on your behalf stays in effect until you change it. You may change or revoke your election at any time and as often as you wish by completing a new election form. If you elect check writing privileges, you will also have previously elected to have no withholding on your withdrawals. If you decide to have taxes withheld you will not be eligible for check writing from your IRA. If you elect not to have taxes withheld you will be liable for payment of all taxes due on the taxable portion of your distribution and you may be responsible for payment of estimated tax. You may be subject to tax penalties under the estimated tax payment rules if your payments of estimated tax and withholding, if any, are not adequate.

*** THIS PAGE IS INTENTIONALLY LEFT BLANK ***

ADVISORS

SNAPSHOT [redacted]

AARON J SCHOCK

DECEMBER 1, 2014 - DECEMBER 31, 2014
ACCOUNT NUMBER: [redacted]

Progress summary

	THIS PERIOD	THIS YEAR
Opening value	**$63,429.47**	**$60,893.21**
Cash deposited	0.00	0.00
Securities deposited	0.00	0.00
Cash withdrawn	0.00	-619.97
Securities withdrawn	0.00	0.00
Income earned	2,086.37	2,894.69
Change in value	-2,981.61	-633.70
Closing value	**$62,534.23**	**$62,534.23**

Value over time

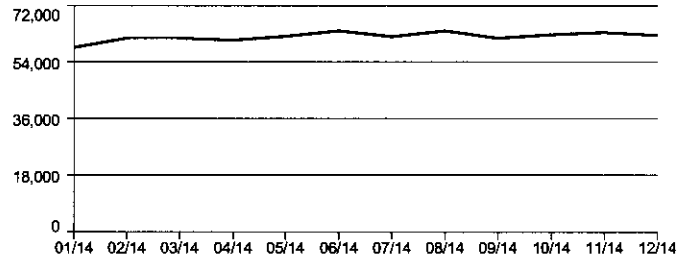

Portfolio summary

CURRENT

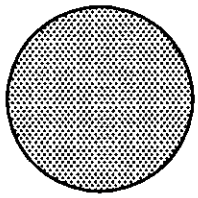

	ASSET TYPE	PREVIOUS VALUE ON NOV 30	%	CURRENT VALUE ON DEC 31	%	ESTIMATED ANN. INCOME
ASSETS	Cash and sweep balances	0.00	0.00	0.00	0.00	0
	Stocks, options & ETFs	0.00	0.00	0.00	0.00	0
	Fixed income securities	0.00	0.00	0.00	0.00	0
	Mutual funds	63,429.47	100.00	62,534.23	100.00	484
	Asset value	**$63,429.47**	**100%**	**$62,534.23**	**100%**	**$484**

DECEMBER 1, 2014 - DECEMBER 31, 2014
ACCOUNT NUMBER: [redacted]

Cash flow summary

	THIS PERIOD	THIS YEAR
Opening value of cash and sweep balances	**$0.00**	
Income and distributions	2,086.37	2,894.69
Securities sold and redeemed	0.00	5,316.12
Net additions to cash	**$2,086.37**	**$8,210.81**
Securities purchased	-2,086.37	-7,590.84
Other subtractions	0.00	-619.97
Net subtractions from cash	**-$2,086.37**	**-$8,210.81**
Closing value of cash and sweep balances	**$0.00**	

Income summary

		THIS PERIOD	THIS YEAR
TAXABLE	Ordinary dividends and ST capital gains	594.17	720.89
	Long term capital gains	1,492.20	2,173.80
	Total taxable income	**$2,086.37**	**$2,894.69**
	Total federally tax-exempt income	**$0.00**	**$0.00**
	Total income	**$2,086.37**	**$2,894.69**

Gain/loss summary

	UNREALIZED	THIS PERIOD REALIZED	THIS YEAR REALIZED
Short term (S)	-500.98	0.00	2.11
Long term (L)	16,038.48	0.00	1,625.53
Total	**$15,537.50**	**$0.00**	**$1,627.64**

DECEMBER 1, 2014 - DECEMBER 31, 2014
ACCOUNT NUMBER: [redacted]

Your Financial Advisor

HEMMER / KUNKLE / MCRAVEN
Phone: 888-228-1021 / 309-282-4940

2426 W CORNERSTONE CT
STE 2A
PEORIA IL 61614

Client service information

Client service:	800-266-6263	(800) COMMAND
En español:	800-326-8977	
Website:	www.wellsfargoadvisors.com	

Account profile

Full account name:	AARON J SCHOCK
Account type:	Command Asset Program
Brokerage account number:	[redacted]
Command account number:	[redacted]
Tax status:	Taxable
Investment objective/Risk tolerance:*	LONG TERM GROWTH
Time horizon:*	LONG TERM (10+ YEARS)
Liquidity needs:*	NONE
Cost Basis Election:	First in, First out
Sweep option:	BANK DEPOSIT SWEEP
Your managed program:	FUNDSOURCE
Your manager:	LONG TERM GROWTH TAX MGD OPTIM

*For more information, go to www.wellsfargoadvisors.com/disclosures.

For your consideration

Go paperless. Accessing your account documents online is easy, secure, and costs nothing. Sign on to **wellsfargoadvisors.com** with your Access Online Username and Password, select **Statements & Docs**, and then click on the **Delivery Preferences** Quick Link. Choose **Electronic Delivery** to go paperless or select specific account documents for electronic delivery. If you do not have a Username and Password, visit **wellsfargoadvisors.com/signup** or call 1-877-879-2495 for enrollment assistance.

Document delivery status

	Paper	Electronic
Statements:	X	
Trade confirmations:	X	
Tax documents:	X	
Shareholder communications:	X	
Other documents:	X	

Available funds

Cash	0.00
Money market and sweep funds	0.00
Available for loan	0.00
Your total available funds	**$0.00**

ADVISORS

AARON J SCHOCK

DECEMBER 1, 2014 - DECEMBER 31, 2014
ACCOUNT NUMBER: [redacted]

Additional information

	THIS PERIOD	THIS YEAR
Gross proceeds	0.00	5,316.12

Portfolio detail

Mutual Funds

If a portion of your fund position was converted, the 'Client Investment' value may include reinvestments from previously held positions.

Open End Mutual Funds

Open End Mutual Fund shares are priced at net asset value. Estimated Annual Income and Yield refer to Dividends and Interest Income only, and typically do not reflect Total return.

DESCRIPTION	% OF ACCOUNT	QUANTITY	ADJ PRICE/ ORIG PRICE	ADJ COST/ ORIG COST	CURRENT PRICE	CURRENT MARKET VALUE	UNREALIZED GAIN/LOSS	ESTIMATED ANNUAL INCOME	ESTIMATED ANNUAL YIELD (%)
AMG FUNDS TIMESSQUARE MID CAP GROWTH FD PREMIER CLASS TMDPX									
On Reinvestment									
Acquired 06/22/09 L nc		134.45399	9.14	1,228.89		2,452.43	1,223.54		
Reinvestments L m		31.91101	16.42	524.21		582.06	57.85		
Reinvestments S		8.41500	18.43	155.17		153.49	-1.68		
Total	**5.10**	**174.78000**	**$10.92**	**$1,908.27**	**18.2400**	**$3,187.98**	**$1,279.71**	**N/A**	**N/A**
	Client Investment (Excluding Reinvestments)					$1,228.89			
	Gain/Loss on Client Investment (Including Reinvestments)					$1,959.09			
ARTISAN PARTNERS FDS INC SMALL CAP FDS INV SHS ARTSX									
On Reinvestment									
Acquired 12/12/12 L		88.88600	20.37	1,810.61		2,612.36	801.75		
Acquired 08/26/14 S		3.60300	27.86	100.39		105.89	5.50		
Total	**4.35**	**92.48900**	**$20.66**	**$1,911.00**	**29.3900**	**$2,718.25**	**$807.25**	**N/A**	**N/A**
INVESCO GLOBAL REAL ESTATE Y ARGYX									
On Reinvestment									
Acquired 06/22/09 L nc		66.09000	7.13	471.21		860.49	389.28		

Mutual Funds

Open End Mutual Funds continued

DESCRIPTION	% OF ACCOUNT	QUANTITY	ADJ PRICE/ ORIG PRICE	ADJ COST/ ORIG COST	CURRENT PRICE	CURRENT MARKET VALUE	UNREALIZED GAIN/LOSS	ESTIMATED ANNUAL INCOME	ESTIMATED ANNUAL YIELD (%)
Acquired 09/28/11 L nc		6.69200	8.99	60.16		87.13	26.97		
Acquired 08/26/14 S		9.21700	13.29	122.50		120.01	-2.49		
Reinvestments L m		13.47000	10.40	140.19		175.37	35.18		
Reinvestments S		2.76500	12.82	35.45		36.00	0.55		
Total	**2.05**	**98.23400**	**$8.44**	**$829.51**	**13.0200**	**$1,279.00**	**$449.49**	**$25.63**	**2.00**
	Client Investment (Excluding Reinvestments)					$653.87			
	Gain/Loss on Client Investment (Including Reinvestments)					$625.13			
DELAWARE GROUP ADVISER FDS INC US GROWTH PORT CL INSTL CL DEUIX									
On Reinvestment									
Acquired 06/10/08 L nc		129.70700	14.82	1,922.24		3,540.99	1,618.75		
Reinvestments L m		1.40700	14.20	19.99		38.41	18.42		
Reinvestments S		3.86900	27.54	106.59		105.63	-0.96		
Total	**5.89**	**134.98300**	**$15.18**	**$2,048.82**	**27.3000**	**$3,685.03**	**$1,636.21**	**$15.92**	**0.43**
	Client Investment (Excluding Reinvestments)					$1,922.24			
	Gain/Loss on Client Investment (Including Reinvestments)					$1,762.79			
DELAWARE GROUP EQUITY FDS II-VALUE FD INSTL CL DDVIX									
On Reinvestment									
Acquired 08/27/12 L		242.03400	12.15	2,940.71		4,412.28	1,471.57		
Acquired 08/30/12 L		29.08200	12.08	351.31		530.16	178.85		
Reinvestments L		10.37800	13.71	142.38		189.19	46.81		
Reinvestments S		4.96800	17.53	87.10		90.57	3.47		
Total	**8.35**	**286.46200**	**$12.29**	**$3,521.50**	**18.2300**	**$5,222.20**	**$1,700.70**	**$82.78**	**1.59**
	Client Investment (Excluding Reinvestments)					$3,292.02			
	Gain/Loss on Client Investment (Including Reinvestments)					$1,930.18			
FIRST EAGLE FUNDS SOGEN OVERSEAS FUND CL I SGOIX									
On Reinvestment									
Acquired 08/27/12 L		104.88100	22.25	2,333.61		2,327.31	-6.30		
Acquired 08/26/14 S		10.64800	24.87	264.82		236.28	-28.54		
Reinvestments L		12.92600	22.49	290.80		286.82	-3.98		

Mutual Funds

Open End Mutual Funds continued

DESCRIPTION	% OF ACCOUNT	QUANTITY	ADJ PRICE/ ORIG PRICE	ADJ COST/ ORIG COST	CURRENT PRICE	CURRENT MARKET VALUE	UNREALIZED GAIN/LOSS	ESTIMATED ANNUAL INCOME	ESTIMATED ANNUAL YIELD (%)
Reinvestments S		6.56400	21.81	143.22		145.66	2.44		
Total	**4.79**	**135.01900**	**$22.46**	**$3,032.45**	**22.1900**	**$2,996.07**	**-$36.38**	**N/A**	**N/A**
	Client Investment (Excluding Reinvestments)					$2,598.43			
	Gain/Loss on Client Investment (Including Reinvestments)					$397.64			
GOLDMAN SACHS TR FINL SQUARE TAX FREE MONEY MKT INSTL CL FTXXX On Reinvestment									
Acquired 08/25/14 S	0.77	480.84000	1.00	480.84	1.0000	480.84	0.00	N/A	N/A
HANCOCK JOHN CAP SER CLASSIC VALUE FD CL I JCVIX On Reinvestment									
Acquired 06/10/08 L nc		2.45600	18.73	46.00		65.53	19.53		
Acquired 06/22/09 L nc		100.85800	11.29	1,138.69		2,690.88	1,552.19		
Acquired 09/28/11 L nc		35.07300	14.04	492.42		935.75	443.33		
Reinvestments L m		20.25200	13.76	278.69		540.32	261.63		
Reinvestments S		1.80500	25.26	45.60		48.16	2.56		
Total	**6.85**	**160.44400**	**$12.47**	**$2,001.40**	**26.6800**	**$4,280.64**	**$2,279.24**	**$46.04**	**1.08**
	Client Investment (Excluding Reinvestments)					$1,677.11			
	Gain/Loss on Client Investment (Including Reinvestments)					$2,603.53			
HARBOR FD CAP APPRECIATION FD INSTL CL HACAX On Reinvestment									
Acquired 06/09/08 L nc		19.27900	35.44	683.24		1,128.21	444.97		
Acquired 06/22/09 L nc		57.41400	25.92	1,488.18		3,359.86	1,871.68		
Acquired 08/24/10 L nc		2.52800	30.01	75.87		147.94	72.07		
Reinvestments L m		4.11400	48.57	199.83		240.74	40.91		
Reinvestments S		5.41100	58.74	317.86		316.66	-1.20		
Total	**8.30**	**88.74600**	**$31.16**	**$2,764.98**	**58.5200**	**$5,193.41**	**$2,428.43**	**$4.26**	**0.08**
	Client Investment (Excluding Reinvestments)					$2,247.29			
	Gain/Loss on Client Investment (Including Reinvestments)					$2,946.12			

Mutual Funds

Open End Mutual Funds continued

DESCRIPTION	% OF ACCOUNT	QUANTITY	ADJ PRICE/ ORIG PRICE	ADJ COST/ ORIG COST	CURRENT PRICE	CURRENT MARKET VALUE	UNREALIZED GAIN/LOSS	ESTIMATED ANNUAL INCOME	ESTIMATED ANNUAL YIELD (%)
HARBOR FD									
INTL FD INSTL CL									
HAINX									
On Reinvestment									
Acquired 06/22/09 L nc		39.02800	41.44	1,617.33		2,528.23	910.90		
Acquired 06/25/09 L nc		20.47100	43.07	881.67		1,326.11	444.44		
Acquired 09/28/11 L nc		2.18500	50.77	110.93		141.54	30.61		
Acquired 08/26/14 S		2.99700	72.22	216.47		194.15	-22.32		
Reinvestments L m		6.11700	58.63	358.70		396.25	37.55		
Reinvestments S		1.52600	65.81	100.43		98.86	-1.57		
Total	**7.49**	**72.32400**	**$45.43**	**$3,285.53**	**64.7800**	**$4,685.14**	**$1,399.61**	**$102.55**	**2.19**
	Client Investment (Excluding Reinvestments)					$2,826.40			
	Gain/Loss on Client Investment (Including Reinvestments)					$1,858.74			
HOTCHKIS & WILEY FDS									
MID CAP VALUE FD CL I									
HWMIX									
On Reinvestment									
Acquired 10/20/05 L nc		18.75900	27.56	516.98		770.62	253.64		
Acquired 06/10/08 L nc		20.94800	19.32	404.72		860.54	455.82		
Acquired 08/26/14 S		5.64900	44.61	252.01		232.06	-19.95		
Reinvestments L m		40.48000	23.77	962.44		1,662.93	700.49		
Reinvestments S		9.35400	38.89	363.86		384.25	20.39		
Total	**6.25**	**95.19000**	**$26.26**	**$2,500.01**	**41.0800**	**$3,910.40**	**$1,410.39**	**$25.41**	**0.65**
	Client Investment (Excluding Reinvestments)					$1,173.71			
	Gain/Loss on Client Investment (Including Reinvestments)					$2,736.69			
WELLS FARGO FDS TRUST									
EMERGING MARKETS EQUITY									
FUND INSTL CLASS									
EMGNX									
On Reinvestment									
Acquired 08/27/12 L		112.95300	20.66	2,333.61		2,340.38	6.77		
Acquired 08/25/14 S		13.52400	23.80	321.86		280.22	-41.64		
Acquired 08/26/14 S		32.85300	23.90	785.19		680.71	-104.48		
Reinvestments L		0.79100	22.08	17.47		16.39	-1.08		
Reinvestments S		2.38700	20.94	49.99		49.46	-0.53		

Mutual Funds

Open End Mutual Funds continued

DESCRIPTION	% OF ACCOUNT	QUANTITY	ADJ PRICE/ ORIG PRICE	ADJ COST/ ORIG COST	CURRENT PRICE	CURRENT MARKET VALUE	UNREALIZED GAIN/LOSS	ESTIMATED ANNUAL INCOME	ESTIMATED ANNUAL YIELD (%)
Total	**5.38**	**162.50800**	**$21.59**	**$3,508.12**	**20.7200**	**$3,367.16**	**-$140.96**	**$40.30**	**1.20**
	Client Investment (Excluding Reinvestments)					$3,440.66			
	Gain/Loss on Client Investment (Including Reinvestments)					-$73.50			
INVESTMENT MANAGERS SER TR OAK RIDGE SMALL CP GROWTH FD CL Y ORIYX									
On Reinvestment									
Acquired 08/27/12 L		58.29700	30.07	1,752.98		2,273.58	520.60		
Reinvestments L		5.10500	35.31	180.27		199.10	18.83		
Reinvestments S		4.39300	37.56	165.02		171.32	6.30		
Total	**4.23**	**67.79500**	**$30.95**	**$2,098.27**	**39.0000**	**$2,644.00**	**$545.73**	**N/A**	**N/A**
	Client Investment (Excluding Reinvestments)					$1,752.98			
	Gain/Loss on Client Investment (Including Reinvestments)					$891.02			
OPPENHEIMER DEV MKTS CL Y ODVYX									
On Reinvestment									
Acquired 02/21/13 L		83.10800	35.17	2,922.90		2,913.76	-9.14		
Acquired 08/25/14 S		41.27800	40.69	1,679.62		1,447.21	-232.41		
Reinvestments L		0.76900	37.03	28.48		26.96	-1.52		
Reinvestments S		2.82000	36.44	102.78		98.87	-3.91		
Total	**7.17**	**127.97500**	**$36.99**	**$4,733.78**	**35.0600**	**$4,486.80**	**-$246.98**	**$28.66**	**0.64**
	Client Investment (Excluding Reinvestments)					$4,602.52			
	Gain/Loss on Client Investment (Including Reinvestments)					-$115.72			
OPPENHEIMER INTL GRWTH FD CL Y SHS OIGYX									
On Reinvestment									
Acquired 06/09/08 L nc		74.88000	29.17	2,184.25		2,626.78	442.53		
Acquired 08/27/12 L		2.12300	28.32	60.11		74.47	14.36		
Reinvestments L m		7.61600	24.94	189.95		267.17	77.22		
Reinvestments S		0.99700	34.65	34.55		34.98	0.43		

Mutual Funds

Open End Mutual Funds continued

DESCRIPTION	% OF ACCOUNT	QUANTITY	ADJ PRICE/ ORIG PRICE	ADJ COST/ ORIG COST	CURRENT PRICE	CURRENT MARKET VALUE	UNREALIZED GAIN/LOSS	ESTIMATED ANNUAL INCOME	ESTIMATED ANNUAL YIELD (%)
Total	**4.80**	**85.61600**	**$28.84**	**$2,468.86**	**35.0800**	**$3,003.40**	**$534.54**	**$34.93**	**1.16**
	Client Investment (Excluding Reinvestments)					$2,244.36			
	Gain/Loss on Client Investment (Including Reinvestments)					$759.04			
PIMCO FDS PAC INVT MGMT SER-COMMODITY REAL RETURN STRAT FD INSTL CL PCRIX									
On Reinvestment									
Acquired 06/22/09 L nc		133.99800	7.02	940.66		600.31	-340.35		
Acquired 09/28/11 L nc		33.52800	7.57	253.81		150.21	-103.60		
Acquired 08/27/12 L		20.34600	6.94	141.20		91.15	-50.05		
Acquired 08/25/14 S		56.77400	5.61	318.50		254.35	-64.15		
Reinvestments L m		94.81500	7.42	704.06		424.76	-279.30		
Reinvestments S		1.41000	5.31	7.50		6.32	-1.18		
Total	**2.44**	**340.87100**	**$6.94**	**$2,365.73**	**4.4800**	**$1,527.10**	**-$838.63**	**$7.49**	**0.49**
	Client Investment (Excluding Reinvestments)					$1,654.17			
	Gain/Loss on Client Investment (Including Reinvestments)					-$127.07			
PIONEER FUND CL-Y PYODX									
On Reinvestment									
Acquired 06/22/09 L nc		67.17600	28.77	1,932.64		2,481.48	548.84		
Reinvestments L m		38.04600	34.45	1,310.72		1,405.42	94.70		
Reinvestments S		19.66500	37.42	736.03		726.42	-9.61		
Total	**7.38**	**124.88700**	**$31.86**	**$3,979.39**	**36.9400**	**$4,613.32**	**$633.93**	**$58.32**	**1.26**
	Client Investment (Excluding Reinvestments)					$1,932.64			
	Gain/Loss on Client Investment (Including Reinvestments)					$2,680.68			
VICTORY PORTFOLIOS SMALL CO OPPTY FD CL I SHS VSOIX									
On Reinvestment									
Acquired 08/24/10 L nc		105.55600	23.86	2,518.55		4,166.29	1,647.74		
Reinvestments L m		16.20300	36.16	586.05		639.53	53.48		
Reinvestments S		11.34200	39.99	453.67		447.67	-6.00		

Mutual Funds

Open End Mutual Funds continued

DESCRIPTION	% OF ACCOUNT	QUANTITY	ADJ PRICE/ ORIG PRICE	ADJ COST/ ORIG COST	CURRENT PRICE	CURRENT MARKET VALUE	UNREALIZED GAIN/LOSS	ESTIMATED ANNUAL INCOME	ESTIMATED ANNUAL YIELD (%)
Total	**8.40**	**133.10100**	**$26.73**	**$3,558.27**	**39.4700**	**$5,253.49**	**$1,695.22**	**$12.55**	**0.24**
	Client Investment (Excluding Reinvestments)					$2,518.55			
	Gain/Loss on Client Investment (Including Reinvestments)					$2,734.94			
Total Open End Mutual Funds	**100.00**			**$46,996.73**		**$62,534.23**	**$15,537.50**	**$484.84**	**0.78**
Total Mutual Funds	**100.00**			**$46,996.73**		**$62,534.23**	**$15,537.50**	**$484.84**	**0.78**

m This security contains multiple tax lots that may or may not include cost information that is reportable to the IRS.
nc Cost information for this tax lot is not covered by IRS reporting requirements. Unless indicated, cost for all other lots will be reported to the IRS.

Activity detail

Income and distributions

DATE	ACCOUNT TYPE	TRANSACTION	QUANTITY	DESCRIPTION	PRICE	AMOUNT
12/08	Cash	LT CAP GAIN		OPPENHEIMER DEV MKTS CL Y 120514 125.15500 AS OF 12/05/14		74.80
12/08	Cash	DIVIDEND		OPPENHEIMER DEV MKTS CL Y 120514 123.10300 AS OF 12/05/14		27.98
12/15	Cash	DIVIDEND		INVESCO GLOBAL REAL ESTATE Y 121214 96.60300 AS OF 12/12/14		4.56
12/15	Cash	LT CAP GAIN		HOTCHKIS & WILEY FDS MID CAP VALUE FD CL I 121214 85.83600 AS OF 12/12/14		308.85
12/15	Cash	SHRT TRM GAIN		HOTCHKIS & WILEY FDS MID CAP VALUE FD CL I 121214 77.89600 AS OF 12/12/14		32.13

Activity detail continued

Income and distributions

DATE	ACCOUNT TYPE	TRANSACTION	QUANTITY	DESCRIPTION	PRICE	AMOUNT
12/15	Cash	DIVIDEND		HOTCHKIS & WILEY FDS MID CAP VALUE FD CL I 121214 77.07000 AS OF 12/12/14		22.88
12/16	Cash	LT CAP GAIN		INVESTMENT MANAGERS SER TR OAK RIDGE SMALL CP GROWTH FD CL Y 121514 63.40200 AS OF 12/15/14		152.48
12/16	Cash	SHRT TRM GAIN		INVESTMENT MANAGERS SER TR OAK RIDGE SMALL CP GROWTH FD CL Y 121514 59.34300 AS OF 12/15/14		12.54
12/17	Cash	LT CAP GAIN		FIRST EAGLE FUNDS SOGEN OVERSEAS FUND CL I 121714 128.45500		95.57
12/17	Cash	SHRT TRM GAIN		FIRST EAGLE FUNDS SOGEN OVERSEAS FUND CL I 121714 124.07500		15.41
12/17	Cash	DIVIDEND		FIRST EAGLE FUNDS SOGEN OVERSEAS FUND CL I 121714 123.36900		32.24
12/17	Cash	DIVIDEND		HANCOCK JOHN CAP SER CLASSIC VALUE FD CL I 121714 158.63900		45.60
12/18	Cash	DIVIDEND		OPPENHEIMER INTL GRWTH FD CL Y SHS 121714 84.61900 AS OF 12/17/14		34.55
12/19	Cash	LT CAP GAIN		HARBOR FD CAP APPRECIATION FD INSTL CL 121814 83.33500 AS OF 12/18/14		313.85

Activity detail continued

Income and distributions

DATE	ACCOUNT TYPE	TRANSACTION	QUANTITY	DESCRIPTION	PRICE	AMOUNT
12/19	Cash	DIVIDEND		HARBOR FD CAP APPRECIATION FD INSTL CL 121814 77.99200 AS OF 12/18/14		4.01
12/19	Cash	DIVIDEND		HARBOR FD INTL FD INSTL CL 121814 70.79800 AS OF 12/18/14		100.43
12/23	Cash	LT CAP GAIN		DELAWARE GROUP ADVISER FDS INC US GROWTH PORT CL INSTL CL 122314 131.11400		91.12
12/23	Cash	DIVIDEND		DELAWARE GROUP ADVISER FDS INC US GROWTH PORT CL INSTL CL 122314 127.80700		15.47
12/23	Cash	DIVIDEND		DELAWARE GROUP EQUITY FDS II-VALUE FD INSTL CL 122314 285.34700		20.54
12/23	Cash	DIVIDEND		PIONEER FUND CL-Y 122214 124.46300 AS OF 12/22/14		15.81
12/29	Cash	LT CAP GAIN		AMG FUNDS TIMESSQUARE MID CAP GROWTH FD PREMIER CLASS 122914 166.36500		144.72
12/29	Cash	SHRT TRM GAIN		AMG FUNDS TIMESSQUARE MID CAP GROWTH FD PREMIER CLASS 122914 158.51700		10.45
12/30	Cash	SHRT TRM GAIN		VICTORY PORTFOLIOS SMALL CO OPPTY FD CL I SHS 123014 121.75900		131.38

Activity detail continued

Income and distributions

DATE	ACCOUNT TYPE	TRANSACTION	QUANTITY	DESCRIPTION	PRICE	AMOUNT
12/30	Cash	LT CAP GAIN		VICTORY PORTFOLIOS SMALL CO OPPTY FD CL I SHS 123014 121.75900		310.81
12/30	Cash	DIVIDEND		VICTORY PORTFOLIOS SMALL CO OPPTY FD CL I SHS 123014 121.75900		11.48
12/31	Cash	DIVIDEND		INVESCO GLOBAL REAL ESTATE Y 123014 96.95300 AS OF 12/30/14		16.85
12/31	Cash	DIVIDEND		WELLS FARGO FDS TRUST EMERGING MARKETS EQUITY FUND INSTL CLASS 123114 160.58200		39.86
				Total income and distributions:		**$2,086.37**

Securities purchased

DATE	ACCOUNT TYPE	TRANSACTION	QUANTITY	DESCRIPTION	PRICE	AMOUNT
12/08	Cash	REINVESTMENT	2.05200	OPPENHEIMER DEV MKTS CL Y REINVEST AT 36.450		-74.80
12/08	Cash	REINVEST DIV	0.76800	OPPENHEIMER DEV MKTS CL Y REINVEST AT 36.450		-27.98
12/15	Cash	REINVEST DIV	0.35000	INVESCO GLOBAL REAL ESTATE Y REINVEST AT 13.020		-4.56
12/15	Cash	REINVESTMENT	7.94000	HOTCHKIS & WILEY FDS MID CAP VALUE FD CL I REINVEST AT 38.900		-308.85
12/15	Cash	REINVESTMENT	0.82600	HOTCHKIS & WILEY FDS MID CAP VALUE FD CL I REINVEST AT 38.900		-32.13
12/15	Cash	REINVEST DIV	0.58800	HOTCHKIS & WILEY FDS MID CAP VALUE FD CL I REINVEST AT 38.900		-22.88

Activity detail continued

Securities purchased

DATE	ACCOUNT TYPE	TRANSACTION	QUANTITY	DESCRIPTION	PRICE	AMOUNT
12/16	Cash	REINVESTMENT	4.05900	INVESTMENT MANAGERS SER TR OAK RIDGE SMALL CP GROWTH FD CL Y REINVEST AT 37.570		-152.48
12/16	Cash	REINVESTMENT	0.33400	INVESTMENT MANAGERS SER TR OAK RIDGE SMALL CP GROWTH FD CL Y REINVEST AT 37.570		-12.54
12/17	Cash	REINVESTMENT	4.38000	FIRST EAGLE FUNDS SOGEN OVERSEAS FUND CL I REINVEST AT 21.820		-95.57
12/17	Cash	REINVEST DIV	1.47800	FIRST EAGLE FUNDS SOGEN OVERSEAS FUND CL I REINVEST AT 21.820		-32.24
12/17	Cash	REINVESTMENT	0.70600	FIRST EAGLE FUNDS SOGEN OVERSEAS FUND CL I REINVEST AT 21.820		-15.41
12/17	Cash	REINVEST DIV	1.80500	HANCOCK JOHN CAP SER CLASSIC VALUE FD CL I REINVEST AT 25.270		-45.60
12/18	Cash	REINVEST DIV	0.99700	OPPENHEIMER INTL GRWTH FD CL Y SHS REINVEST AT 34.660		-34.55
12/19	Cash	REINVESTMENT	5.34300	HARBOR FD CAP APPRECIATION FD INSTL CL REINVEST AT 58.740		-313.85
12/19	Cash	REINVEST DIV	0.06800	HARBOR FD CAP APPRECIATION FD INSTL CL REINVEST AT 58.740		-4.01
12/19	Cash	REINVEST DIV	1.52600	HARBOR FD INTL FD INSTL CL REINVEST AT 65.810		-100.43
12/23	Cash	REINVESTMENT	3.30700	DELAWARE GROUP ADVISER FDS INC US GROWTH PORT CL INSTL CL REINVEST AT 27.550		-91.12

Activity detail continued

Securities purchased

DATE	ACCOUNT TYPE	TRANSACTION	QUANTITY	DESCRIPTION	PRICE	AMOUNT
12/23	Cash	REINVEST DIV	0.56200	DELAWARE GROUP ADVISER FDS INC US GROWTH PORT CL INSTL CL REINVEST AT 27.550		-15.47
12/23	Cash	REINVEST DIV	1.11500	DELAWARE GROUP EQUITY FDS II-VALUE FD INSTL CL REINVEST AT 18.420		-20.54
12/23	Cash	REINVEST DIV	0.42400	PIONEER FUND CL-Y REINVEST AT 37.310		-15.81
12/29	Cash	REINVESTMENT	7.84800	AMG FUNDS TIMESSQUARE MID CAP GROWTH FD PREMIER CLASS REINVEST AT 18.440		-144.72
12/29	Cash	REINVESTMENT	0.56700	AMG FUNDS TIMESSQUARE MID CAP GROWTH FD PREMIER CLASS REINVEST AT 18.440		-10.45
12/30	Cash	REINVESTMENT	7.77000	VICTORY PORTFOLIOS SMALL CO OPPTY FD CL I SHS REINVEST AT 40.000		-310.81
12/30	Cash	REINVESTMENT	3.28500	VICTORY PORTFOLIOS SMALL CO OPPTY FD CL I SHS REINVEST AT 40.000		-131.38
12/30	Cash	REINVEST DIV	0.28700	VICTORY PORTFOLIOS SMALL CO OPPTY FD CL I SHS REINVEST AT 40.000		-11.48
12/31	Cash	REINVEST DIV	1.28100	INVESCO GLOBAL REAL ESTATE Y REINVEST AT 13.150		-16.85
12/31	Cash	REINVEST DIV	1.92600	WELLS FARGO FDS TRUST EMERGING MARKETS EQUITY FUND INSTL CLASS REINVEST AT 20.700		-39.86
				Total Securities purchased:		**-$2,086.37**

ADVISORS

AARON J SCHOCK

DECEMBER 1, 2014 - DECEMBER 31, 2014
ACCOUNT NUMBER: [redacted]

Bank Deposits Through Teller

December 1 - December 31

Wells Fargo Bank, N.A. (Member FDIC) **Account number** [redacted] **Questions? Call us at 1-800-266-6263**

Deposits made in a bank branch on the last business day of the month will typically appear on your next statement.

DATE	TRANSACTION	DESCRIPTION	AMOUNT	BANK BALANCE
12/01		BEGINNING BALANCE		$0.00
12/31		ENDING BALANCE		$0.00

Statement balancing guide

1 Record in your account register all items which may appear on this statement that have not previously been entered in your account register, such as ATM/Check Card transactions, automatic transfers, preauthorized drafts, interest earned, service charges, proceeds from sales, security purchases, etc.

2 In your account register, check off the additions and subtractions as shown in the Activity Detail Section.

3 In the Outstanding Additions section at the right (Section A), list any outstanding additions such as deposits, dividends and interest, proceeds from sales, etc., that have been made since the date of this statement.

4 In the Outstanding Subtractions section at the right (Section B), list any checks that have not yet been paid and any outstanding subtractions such as ATM/Check Card transactions and any margin interest, service fees and purchases, etc., that have been made since the date of this statement.

5 Write in the Closing Balance shown in the Cash flow summary. _____

6 Write in the total amount of Outstanding additions (Section A). +_____

7 Total the amounts in lines 5 & 6. =_____

8 Write the total amount of Outstanding Subtractions (Section B). - _____

9 Subtract the amount in line 8 from the amount in line 7. This is your **Adjusted Statement Balance.** =_____

A. Outstanding Additions

Date	Amount	
	$	
Total		

B. Outstanding Subtractions

Number	Amount	
	$	
Total		

*** THIS PAGE IS INTENTIONALLY LEFT BLANK ***

ADVISORS

AARON J SCHOCK

DECEMBER 1, 2014 - DECEMBER 31, 2014
ACCOUNT NUMBER: [redacted]

N69044541

Information Verification

The accuracy of your account information is vital to us; therefore, we periodically furnish you a copy of certain account information. To help us better serve you, please take time to review the following information and make updates if necessary.

- If the enclosed information is correct and complete, including the mailing address on this statement, then no action is necessary.
- If the enclosed information is incorrect or incomplete, or if you need to make changes to your account, please contact Your Financial Advisor.
- You may also make the necessary changes on this Information Verification form and return all pages to:

N9160-01P
Wells Fargo Advisors, LLC
PO Box 77045
Minneapolis, MN 55480-9902

WFBRRT

Primary owner and account information

First name:	AARON
Middle name:	J
Last name:	SCHOCK
Additional name:	
Legal address: *(Cannot be a PO Box)*	[redacted]
	PEORIA, IL 61615-9796
Country of citizenship:	
Country of residency:	
Home phone number:	[redacted]
Date of birth:	ON FILE
Tax Identification Number:	ON FILE

***Updates** - indicate desired updates below*

Please review the information on the Explanations and Values pages to help understand the following data and also provide the choices you should use when making updates.

FINRA information:	N	☐ (enter new FINRA information code)
Annual income:	$100,000 - $199,999	☐ (enter new financial code)
Net worth: *(excluding primary residence)*	$1,000,000 - $4,999,999	☐ (enter new financial code)
Liquid net worth:	$200,000 - $499,999	☐ (enter new financial code)

ADVISORS

AARON J SCHOCK

DECEMBER 1, 2014 - DECEMBER 31, 2014
ACCOUNT NUMBER: [redacted]

Information Verification

Primary owner and account information

Updates - indicate desired updates in boxes below

Occupation: PUBLIC SERVICES

- [ ] A PROPRIETOR, PROFESSIONAL, MNGR
- [ ] B INFORMATION TECHNOLOGY SYSTEMS
- [ ] C CRAFTSMAN, SKILLED WORKER
- [ ] D SALES
- [ ] E ADMINISTRATIVE, CLERICAL
- [ ] F PUBLIC SERVICES
- [ ] G PERSONAL SERVICE PROVIDER
- [ ] H FARMING/FISHING/FORESTRY
- [ ] I EDUCATION
- [ ] J CLERGY
- [ ] K OTHER
- [ ] L UNEMPLOYED
- [ ] M RETIRED
- [ ] N STUDENT
- [ ] P HOMEMAKER

Investment Objective/Risk Tolerance: LONG TERM GROWTH

- [ ] A CONSERVATIVE INCOME
- [ ] B CONSERVATIVE GROWTH & INCOME
- [ ] C MODERATE GROWTH
- [ ] D MODERATE GROWTH & INCOME
- [ ] E LONG TERM GROWTH
- [ ] G MODERATE INCOME
- [ ] H CONSERVATIVE GROWTH
- [ ] I LONG TERM INCOME
- [ ] K LONG TERM GROWTH & INCOME
- [ ] L TRADING & SPECULATION
- [ ] M NOT APPLICABLE

ADVISORS

AARON J SCHOCK

DECEMBER 1, 2014 - DECEMBER 31, 2014
ACCOUNT NUMBER: [redacted]

Explanations and Values

I. Investment objective/Risk tolerance

All investors have objectives or goals, such as seeking income, growth & income, growth, or trading or speculating. All investors also have risk tolerance, which is the amount of risk of loss they are willing and able to tolerate in order to achieve their investment goals. Although all investments involve risk, including the potential loss of principal, some securities, such as equities (stock), among others, involve more risk. Higher risk investments may have the potential for higher returns, but also have the potential for greater losses. Generally speaking, investment objectives are on a spectrum, with "Income" investors generally holding the smallest percentage of higher risk investments and "Trading and Speculation" investors holding the largest percentage of higher risk investments. Similarly, risk tolerances are on a spectrum such that an investor with a "Conservative" risk tolerance will accept less risk than an investor with a "Moderate" risk tolerance; a "Moderate" investor less than a "Long Term" investor; and a "Long Term" investor less than a "Trading & Speculation" investor. The "Long Term" investor accepts short term market volatility associated with a large proportion of higher risk investments because he or she has a long term time horizon and seeks the higher long term return potential associated with these higher risk investments.

Below are descriptions of the combined Investment objective/Risk tolerance, listed in order of least aggressive to most aggressive for both (Investment objective/Risk tolerance) categories. Please carefully consider your Investment objective/Risk tolerance for your account and select one combination on this information verification form. Your selection is your representation that you meet all the criteria described in the profile.

Investment objective - Income: Income investors seek a maximum amount of income given their risk tolerance, and are willing to forgo capital appreciation and growth of income.
Risk tolerance - conservative: Conservative income investors seek the maximum amount of income consistent with a modest degree of risk. They are willing to accept a lower level of income in exchange for lower risk. Higher risk investments, such as high yield bonds and some equities, are typically not a large percentage of the account.
Risk tolerance - moderate: Moderate income investors seek to balance the potential risk of capital loss with increased income potential. Higher risk investments, such as high yield bonds and some equities, may be some percentage of the account.
Risk tolerance - long term: Long term income investors seek a significant level of income, and are financially able and willing to risk losing a substantial portion of investment capital. They employ higher risk, more aggressive strategies that may offer higher potential income. Higher risk investments, such as high yield bonds and some equities, may be a significant percentage of the account.

Investment objective - growth & income: Growth and income investors seek current income, but also seek income and capital growth over time. These investors are willing to forgo a portion of current income in order to seek potential future growth.
Risk tolerance - conservative: Conservative growth and income investors seek the maximum growth and income consistent with a relatively modest degree of risk. They are willing to accept lower potential returns in exchange for lower risk. Equities, generally dividend paying equities, may be some percentage of the account.
Risk tolerance - moderate: Moderate growth and income investors seek to balance the risk of capital loss with higher potential growth and income. High yield bonds and equities, generally dividend paying equities, may be a significant percentage of the account.
Risk tolerance - long term: Long term growth and income investors seek a significant level of growth and income, and are financially able and willing to risk losing a substantial portion of investment capital. They pursue higher risk, more aggressive strategies that may offer higher potential returns. High yield bonds and equities, generally dividend paying equities, may be the primary assets in the account.

Investment objective - growth & income: Growth and income investors seek current income, but also seek income and capital growth over time. These investors are willing to forgo a portion of current income in order to seek potential future growth.
Risk tolerance - conservative: Conservative growth and income investors seek the maximum growth and income consistent with a relatively modest degree of risk. They are willing to accept lower potential returns in exchange for lower risk. Equities, generally dividend paying equities, may be some percentage of the account.

ADVISORS

AARON J SCHOCK

DECEMBER 1, 2014 - DECEMBER 31, 2014
ACCOUNT NUMBER: [redacted]

Explanations and Values

I. Investment objective/Risk tolerance (cont')

Risk tolerance - moderate: Moderate growth and income investors seek to balance the risk of capital loss with higher potential growth and income. High yield bonds and equities, generally dividend paying equities, may be a significant percentage of the account.
Risk tolerance - long term: Long term growth and income investors seek a significant level of growth and income, and are financially able and willing to risk losing a substantial portion of investment capital. They pursue higher risk, more aggressive strategies that may offer higher potential returns. High yield bonds and equities, generally dividend paying equities, may be the primary assets in the account.

Investment objective - growth: Growth investors do not seek account income and their primary objective is capital appreciation.
Risk tolerance - conservative: Conservative growth investors seek the maximum growth consistent with a relatively modest degree of risk. They are willing to accept lower potential returns in exchange for lower risk. Equities may be a significant percentage of the account.
Risk tolerance - moderate: Moderate growth investors seek to balance the potential risk of capital loss with their goal of higher potential growth. Equities may be the primary asset in the account.
Risk tolerance - long term: Long term growth investors seek a significant level of growth, and are financially able and willing to risk losing a substantial portion of investment capital. They employ higher risk, more aggressive strategies that may offer higher potential returns. Higher risk investments such as equities may be as much as 100% of the account.

Investment objective - trading & speculation: Trading and speculation investors seek out maximum return through a broad range of investment strategies, which generally involve a high level of risk, including potential for significant loss of investment capital.

F. FINRA information:

N Not affiliated with the FINRA, an exchange member, broker and/or dealer
U Wells Fargo Advisors employees and immediate beneficial family members
V Wells Fargo Advisors employees' non-dependent family members
W Employees of other securities firms and immediate beneficial family members
Y Wells Fargo & Company employees and immediate beneficial family members
Z Wells Fargo & Company employees' non-dependent family members

C. Financial Codes

A $0 - $49,999
B $50,000 - $99,999
C $100,000 - $199,999
D $200,000 - $499,999
E $500,000 - $999,999
G $1,000,000 - $4,999,999
H $5,000,000 - $9,999,999
I $10,000,000 OR MORE
X CLIENT DID NOT PROVIDE

Note: Use the "Financial codes" to update any of the following:
> Annual Income
> Liquid Net Worth
> Net Worth

SNAPSHOT

AARON J SCHOCK (ROTH IRA)
FCC AS CUSTODIAN

DECEMBER 1, 2014 - DECEMBER 31, 2014
ACCOUNT NUMBER:

Progress summary

	THIS PERIOD	THIS YEAR
Opening value	**$39,498.95**	**$37,801.90**
Cash deposited	0.00	0.56
Securities deposited	0.00	0.00
Cash withdrawn	0.00	-383.17
Securities withdrawn	0.00	0.00
Income earned	2,930.44	3,120.30
Change in value	-3,680.49	-1,790.69
Closing value	**$38,748.90**	**$38,748.90**

Value over time

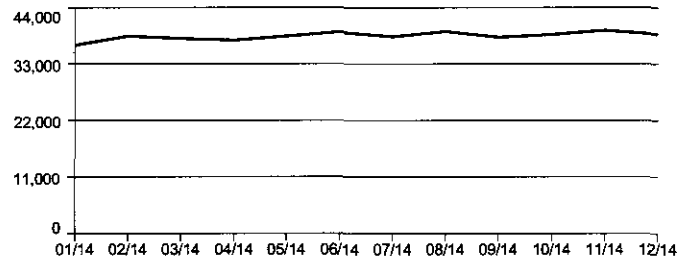

Portfolio summary

CURRENT

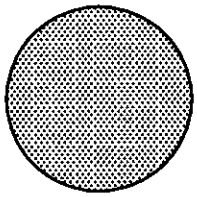

	ASSET TYPE	PREVIOUS VALUE ON NOV 30	%	CURRENT VALUE ON DEC 31	%	ESTIMATED ANN. INCOME
ASSETS	Cash and sweep balances	0.00	0.00	0.00	0.00	0
	Stocks, options & ETFs	0.00	0.00	0.00	0.00	0
	Fixed income securities	0.00	0.00	0.00	0.00	0
	Mutual funds	39,498.95	100.00	38,748.90	100.00	203
	Asset value	**$39,498.95**	**100%**	**$38,748.90**	**100%**	**$203**

ADVISORS

SNAPSHOT

[redacted]

AARON J SCHOCK (ROTH IRA)
FCC AS CUSTODIAN

DECEMBER 1, 2014 - DECEMBER 31, 2014
ACCOUNT NUMBER: [redacted]

Cash flow summary

	THIS PERIOD	THIS YEAR
Opening value of cash and sweep balances	**$0.00**	
Income and distributions	2,930.44	3,120.30
Securities sold and redeemed	0.00	8,048.22
Other additions	0.00	0.56
Net additions to cash	**$2,930.44**	**$11,169.08**
Securities purchased	-2,930.44	-10,785.91
Other subtractions	0.00	-383.17
Net subtractions from cash	**-$2,930.44**	**-$11,169.08**
Closing value of cash and sweep balances	**$0.00**	

Income summary

	THIS PERIOD	THIS YEAR
Dividends and short term capital gains	304.84	409.66
Long term capital gains	2,625.60	2,710.64
Total income	**$2,930.44**	**$3,120.30**

Gain/loss summary

	UNREALIZED	THIS PERIOD REALIZED	THIS YEAR REALIZED
Short term (S)	-313.67	0.00	82.53
Long term (L)	4,780.29	0.00	723.29
Total	**$4,466.62**	**$0.00**	**$805.82**

AARON J SCHOCK (ROTH IRA)
FCC AS CUSTODIAN

DECEMBER 1, 2014 - DECEMBER 31, 2014
ACCOUNT NUMBER: [redacted]

Retirement summary

IRA Plan Value $38,748.90 **CUSTODIAN EIN 23-2384840**

A portion of these assets may not be covered by SIPC. Bank products are eligible for FDIC insurance up to $250,000 in accordance with FDIC rules.

PLEASE SEE THE "IMPORTANT IRA INFORMATION" SECTION IN THE ENCLOSED "IMPORTANT INFORMATION REGARDING YOUR ACCOUNT" INSERT FOR KEY INFORMATION YOU SHOULD KNOW ABOUT YOUR IRA. CONTACT YOUR FINANCIAL ADVISOR WITH ANY QUESTIONS YOU MIGHT HAVE.

This is your individual retirement account (IRA) Fair Market Value statement. The amount reflected in the "IRA Fair Market Value" is reported to the IRS on Form 5498 in May. Any corrections made to your market value after December 31, 2014 will result in a corrected "IRA Portfolio Holding Valuation" or Form 5498 being issued to you.

ACCOUNT INFORMATION

IRA Fair Market Value:	$38,748.90
Account Holder Birthdate:	05/28/81
Attained Age as of 12/31/14:	33.5

RETIREMENT TRANSACTIONS

CONTRIBUTION SUMMARY	AMOUNT
Contributions	
2014 FOR 2014	$0.00

2014 DISTRIBUTION SUMMARY	AMOUNT
Gross Distributions	**$0.00**

Contact us if information on this page requires updates.
Your Financial Advisor:
HEMMER / KUNKLE / MCRAVEN
888-228-1021 / 309-282-4940

Your Financial Advisor

HEMMER / KUNKLE / MCRAVEN
Phone: 888-228-1021 / 309-282-4940

2426 W CORNERSTONE CT
STE 2A
PEORIA IL 61614

Please visit us at www.wellsfargoadvisors.com.

Account profile

Full account name:	AARON J SCHOCK (ROTH IRA) FCC AS CUSTODIAN
Account type:	ROTH IRA
Brokerage account number:	[redacted]
Tax status:	*Retirement*
Investment objective/Risk tolerance:*	MODERATE GROWTH
Time horizon:*	LONG TERM (10+ YEARS)
Liquidity needs:*	NONE
Cost Basis Election:	First in, First out
Your managed program:	FUNDSOURCE
Your manager:	GO GROWTH

*For more information, go to www.wellsfargoadvisors.com/disclosures.

For your consideration

Go paperless. Accessing your account documents online is easy, secure, and costs nothing. Sign on to **wellsfargoadvisors.com** with your Access Online Username and Password, select **Statements & Docs**, and then click on the **Delivery Preferences** Quick Link. Choose **Electronic Delivery** to go paperless or select specific account documents for electronic delivery. If you do not have a Username and Password, visit **wellsfargoadvisors.com/signup** or call 1-877-879-2495 for enrollment assistance.

Document delivery status

	Paper	Electronic
Statements:	X	
Trade confirmations:	X	
Tax documents:	X	
Shareholder communications:	X	
Other documents:	X	

ADVISORS

AARON J SCHOCK (ROTH IRA)
FCC AS CUSTODIAN

DECEMBER 1, 2014 - DECEMBER 31, 2014
ACCOUNT NUMBER: [redacted]

Additional information

	THIS PERIOD	THIS YEAR
Gross proceeds	0.00	8,048.22

Portfolio detail

Mutual Funds

If a portion of your fund position was converted, the 'Client Investment' value may include reinvestments from previously held positions.

Open End Mutual Funds

Open End Mutual Fund shares are priced at net asset value. Estimated Annual Income and Yield refer to Dividends and Interest Income only, and typically do not reflect Total return.

DESCRIPTION	% OF ACCOUNT	QUANTITY	ADJ PRICE/ ORIG PRICE	ADJ COST/ ORIG COST	CURRENT PRICE	CURRENT MARKET VALUE	UNREALIZED GAIN/LOSS	ESTIMATED ANNUAL INCOME	ESTIMATED ANNUAL YIELD (%)
DEUTSCHE GLOBAL/INTL FD INC GLOBAL SMALL CAP FD CL S SGSCX									
On Reinvestment									
Acquired 03/10/14 S		40.65300	47.56	1,933.44		1,639.13	-294.31		
Acquired 10/15/14 S		3.00300	41.48	124.56		121.08	-3.48		
Reinvestments S		4.19800	40.33	169.32		169.26	-0.06		
Total	**4.98**	**47.85400**	**$46.54**	**$2,227.32**	**40.3200**	**$1,929.47**	**-$297.85**	**N/A**	**N/A**
	Client Investment (Excluding Reinvestments)					$2,058.00			
	Gain/Loss on Client Investment (Including Reinvestments)					-$128.53			
FIDELITY ADVISOR MID CAP II FUND CLASS I FIIMX									
On Reinvestment									
Acquired 06/10/13 L		106.91700	20.07	2,145.81		2,060.29	-85.52		
Acquired 10/15/14 S		3.61100	19.50	70.42		69.58	-0.84		
Reinvestments L		16.21800	20.14	326.78		312.51	-14.27		
Reinvestments S		21.36900	18.83	402.53		411.79	9.26		
Total	**7.37**	**148.11500**	**$19.89**	**$2,945.54**	**19.2700**	**$2,854.17**	**-$91.37**	**N/A**	**N/A**
	Client Investment (Excluding Reinvestments)					$2,216.23			
	Gain/Loss on Client Investment (Including Reinvestments)					$637.94			

ADVISORS

AARON J SCHOCK (ROTH IRA)
FCC AS CUSTODIAN

DECEMBER 1, 2014 - DECEMBER 31, 2014
ACCOUNT NUMBER: [redacted]

Mutual Funds

Open End Mutual Funds continued

DESCRIPTION	% OF ACCOUNT	QUANTITY	ADJ PRICE/ ORIG PRICE	ADJ COST/ ORIG COST	CURRENT PRICE	CURRENT MARKET VALUE	UNREALIZED GAIN/LOSS	ESTIMATED ANNUAL INCOME	ESTIMATED ANNUAL YIELD (%)
FORWARD FDS									
TACTICAL GROWTH FD									
ADVISOR CLASS									
FTGMX									
On Reinvestment									
Acquired 06/04/12 L		66.98500	25.74	1,724.19		1,744.29	20.10		
Acquired 06/07/12 L		1.40500	25.88	36.35		36.59	0.24		
Acquired 06/10/13 L		15.57400	27.16	422.98		405.54	-17.44		
Acquired 03/11/14 S		8.92700	26.45	236.12		232.46	-3.66		
Reinvestments L		16.26000	26.04	423.44		423.41	-0.03		
Reinvestments S		5.95400	26.08	155.30		155.04	-0.26		
Total	**7.74**	**115.10500**	**$26.05**	**$2,998.38**	**26.0400**	**$2,997.33**	**-$1.05**	**N/A**	**N/A**
	Client Investment (Excluding Reinvestments)					$2,419.64			
	Gain/Loss on Client Investment (Including Reinvestments)					$577.69			
GOLDMAN SACHS TR									
FINL SQUARE TREAS INSTRS									
FD INSTL CL									
FTIXX									
On Reinvestment									
Acquired 03/11/14 S		96.81000	1.00	96.81		96.81	0.00		
Acquired 10/15/14 S		264.38000	1.00	264.38		264.38	0.00		
Total	**0.93**	**361.19000**	**$1.00**	**$361.19**	**1.0000**	**$361.19**	**$0.00**	**N/A**	**N/A**
HARTFORD MUT FDS II									
GROWTH OPPORTUNITIES FD									
CL I									
HGOIX									
On Reinvestment									
Acquired 06/10/13 L		49.95200	35.99	1,797.75		1,910.16	112.41		
Acquired 06/13/13 L		9.45600	35.76	338.14		361.60	23.46		
Reinvestments L		2.53300	38.76	98.19		96.86	-1.33		
Reinvestments S		12.78400	37.46	479.01		488.86	9.85		
Total	**7.37**	**74.72500**	**$36.31**	**$2,713.09**	**38.2400**	**$2,857.48**	**$144.39**	**N/A**	**N/A**
	Client Investment (Excluding Reinvestments)					$2,135.89			
	Gain/Loss on Client Investment (Including Reinvestments)					$721.59			

ADVISORS

AARON J SCHOCK (ROTH IRA)
FCC AS CUSTODIAN

DECEMBER 1, 2014 - DECEMBER 31, 2014
ACCOUNT NUMBER: [redacted]

Mutual Funds

Open End Mutual Funds continued

DESCRIPTION	% OF ACCOUNT	QUANTITY	ADJ PRICE/ ORIG PRICE	ADJ COST/ ORIG COST	CURRENT PRICE	CURRENT MARKET VALUE	UNREALIZED GAIN/LOSS	ESTIMATED ANNUAL INCOME	ESTIMATED ANNUAL YIELD (%)
AMERICAN FUNDS									
NEW WORLD FUND CL F2									
NFFFX									
On Reinvestment									
Acquired 06/04/12 L		34.51900	45.87	1,583.63		1,843.66	260.03		
Acquired 06/07/12 L		5.52600	47.39	261.96		295.14	33.18		
Acquired 06/10/13 L		1.36600	55.55	75.92		72.96	-2.96		
Acquired 03/11/14 S		9.66700	58.47	564.96		516.31	-48.65		
Acquired 10/15/14 S		24.02300	56.44	1,355.87		1,283.06	-72.81		
Reinvestments L		1.43200	56.57	81.01		76.49	-4.52		
Reinvestments S		4.70900	53.78	253.27		251.51	-1.76		
Total	**11.20**	**81.24200**	**$51.41**	**$4,176.62**	**53.4100**	**$4,339.13**	**$162.51**	**$54.91**	**1.27**
	Client Investment (Excluding Reinvestments)					$3,842.34			
	Gain/Loss on Client Investment (Including Reinvestments)					$496.79			
IVY FDS INC									
ASSET STRATEGY FD CL I									
IVAEX									
On Reinvestment									
Acquired 09/01/09 L nc		151.51900	20.28	3,072.80		3,900.09	827.29		
Acquired 09/04/09 L nc		9.29600	20.95	194.75		239.28	44.53		
Acquired 08/09/11 L nc		2.14600	24.34	52.23		55.24	3.01		
Acquired 06/10/13 L		2.44300	28.08	68.61		62.88	-5.73		
Acquired 10/15/14 S		8.88800	29.32	260.59		228.78	-31.81		
Reinvestments L m		10.07100	25.20	253.82		259.22	5.40		
Reinvestments S		35.76900	25.98	929.63		920.70	-8.93		
Total	**14.62**	**220.13200**	**$21.95**	**$4,832.43**	**25.7400**	**$5,666.19**	**$833.76**	**$42.70**	**0.75**
	Client Investment (Excluding Reinvestments)					$3,648.98			
	Gain/Loss on Client Investment (Including Reinvestments)					$2,017.21			
KINETICS MUT FDS INC									
PARADIGM FUND INSTL CL									
KNPYX									
On Reinvestment									
Acquired 09/01/09 L nc		50.10600	18.42	922.93		1,707.61	784.68		
Acquired 10/14/14 S		5.90800	32.13	189.84		201.34	11.50		
Acquired 10/15/14 S		7.79400	32.06	249.86		265.62	15.76		
Reinvestments L m		3.21300	21.75	69.91		109.50	39.59		
Reinvestments S		0.44500	34.08	15.17		15.17	0.00		

ADVISORS

AARON J SCHOCK (ROTH IRA)
FCC AS CUSTODIAN

DECEMBER 1, 2014 - DECEMBER 31, 2014
ACCOUNT NUMBER: [redacted]

Mutual Funds

Open End Mutual Funds continued

DESCRIPTION	% OF ACCOUNT	QUANTITY	ADJ PRICE/ ORIG PRICE	ADJ COST/ ORIG COST	CURRENT PRICE	CURRENT MARKET VALUE	UNREALIZED GAIN/LOSS	ESTIMATED ANNUAL INCOME	ESTIMATED ANNUAL YIELD (%)
Total	**5.93**	**67.46600**	**$21.46**	**$1,447.71**	**34.0800**	**$2,299.24**	**$851.53**	**$17.74**	**0.77**
	Client Investment (Excluding Reinvestments)					$1,362.63			
	Gain/Loss on Client Investment (Including Reinvestments)					$936.61			
ARROW INVTS TR DWA TACTICAL FD INSTL CL DWTNX									
On Reinvestment									
Acquired 06/04/12 L		173.64300	7.60	1,319.69		1,894.44	574.75		
Acquired 06/10/13 L		7.02100	9.05	63.54		76.60	13.06		
Acquired 03/11/14 S		35.94600	10.51	377.79		392.17	14.38		
Acquired 10/14/14 S		33.43300	9.96	332.99		364.76	31.77		
Reinvestments L		3.80600	8.11	30.87		41.52	10.65		
Reinvestments S		1.82500	11.08	20.23		19.91	-0.32		
Total	**7.20**	**255.67400**	**$8.39**	**$2,145.11**	**10.9100**	**$2,789.40**	**$644.29**	**$13.88**	**0.50**
	Client Investment (Excluding Reinvestments)					$2,094.01			
	Gain/Loss on Client Investment (Including Reinvestments)					$695.39			
OPPENHEIMER GLOBAL FD CL Y OGLYX									
On Reinvestment									
Acquired 10/09/06 L nc		7.55900	73.02	551.96		575.24	23.28		
Acquired 01/22/07 L nc		9.44800	74.06	699.70		718.99	19.29		
Acquired 02/06/08 L nc		15.16700	63.88	968.84		1,154.21	185.37		
Reinvestments L m		29.27000	55.45	1,623.19		2,227.46	604.27		
Reinvestments S		3.67600	77.80	286.01		279.73	-6.28		
Total	**12.79**	**65.12000**	**$63.42**	**$4,129.70**	**76.1000**	**$4,955.63**	**$825.93**	**$54.31**	**1.10**
	Client Investment (Excluding Reinvestments)					$2,220.50			
	Gain/Loss on Client Investment (Including Reinvestments)					$2,735.13			
UNIFIED SER TR ROOSEVELT MULTI-CAP FD INSTL CL BULRX									
On Reinvestment									
Acquired 06/04/12 L		122.26262	15.11	1,847.56		2,058.90	211.34		
Acquired 06/10/13 L		3.34861	18.57	62.19		56.39	-5.80		
Reinvestments L		15.43677	18.72	289.13		259.96	-29.17		

ADVISORS

AARON J SCHOCK (ROTH IRA)
FCC AS CUSTODIAN

DECEMBER 1, 2014 - DECEMBER 31, 2014
ACCOUNT NUMBER: [redacted]

Mutual Funds

Open End Mutual Funds continued

DESCRIPTION	% OF ACCOUNT	QUANTITY	ADJ PRICE/ ORIG PRICE	ADJ COST/ ORIG COST	CURRENT PRICE	CURRENT MARKET VALUE	UNREALIZED GAIN/LOSS	ESTIMATED ANNUAL INCOME	ESTIMATED ANNUAL YIELD (%)
Reinvestments S		24.03000	16.95	407.31		404.66	-2.65		
Total	**7.17**	**165.07800**	**$15.79**	**$2,606.19**	**16.8400**	**$2,779.91**	**$173.72**	**N/A**	**N/A**
	Client Investment (Excluding Reinvestments)					$1,909.75			
	Gain/Loss on Client Investment (Including Reinvestments)					$870.16			
THORNBURG INVT TR GLOBAL OPPORTUNITIES FD CL I THOIX									
On Reinvestment									
Acquired 10/18/07 L nc		100.50600	20.87	2,097.55		2,540.79	443.24		
Acquired 02/06/08 L nc		26.03500	17.32	450.92		658.16	207.24		
Acquired 09/01/09 L nc		7.83100	12.19	95.46		197.97	102.51		
Acquired 08/09/11 L nc		4.82600	14.63	70.60		122.00	51.40		
Acquired 10/14/14 S		23.31300	22.33	520.57		589.36	68.79		
Reinvestments L m		31.36700	14.22	446.21		792.95	346.74		
Reinvestments S		0.73300	24.13	17.69		18.53	0.84		
Total	**12.70**	**194.61100**	**$19.01**	**$3,699.00**	**25.2800**	**$4,919.76**	**$1,220.76**	**$19.85**	**0.40**
	Client Investment (Excluding Reinvestments)					$3,235.10			
	Gain/Loss on Client Investment (Including Reinvestments)					$1,684.66			
Total Open End Mutual Funds	**100.00**			**$34,282.28**		**$38,748.90**	**$4,466.62**	**$203.39**	**0.52**
Total Mutual Funds	**100.00**			**$34,282.28**		**$38,748.90**	**$4,466.62**	**$203.39**	**0.52**

m This security contains multiple tax lots that may or may not include cost information that is reportable to the IRS.
nc Cost information for this tax lot is not covered by IRS reporting requirements. Unless indicated, cost for all other lots will be reported to the IRS.

Activity detail

DATE	ACCOUNT TYPE	TRANSACTION/ CHECK NUMBER	QUANTITY	DESCRIPTION	PRICE	AMOUNT	CASH AND SWEEP BALANCES
12/01				BEGINNING BALANCE			0.00

ADVISORS

AARON J SCHOCK (ROTH IRA)
FCC AS CUSTODIAN

DECEMBER 1, 2014 - DECEMBER 31, 2014
ACCOUNT NUMBER: [redacted]

Activity detail continued

DATE	ACCOUNT TYPE	TRANSACTION/ CHECK NUMBER	QUANTITY	DESCRIPTION	PRICE	AMOUNT	CASH AND SWEEP BALANCES
12/09	Cash	LT CAP GAIN		FORWARD FDS TACTICAL GROWTH FD ADVISOR CLASS 120814 113.88300 AS OF 12/08/14		32.50	
12/09	Cash	LT CAP GAIN		OPPENHEIMER GLOBAL FD CL Y 120814 61.44400 AS OF 12/08/14		234.74	
12/09	Cash	DIVIDEND		OPPENHEIMER GLOBAL FD CL Y 120814 58.42700 AS OF 12/08/14		51.27	
12/09	Cash	REINVESTMENT	1.22200	FORWARD FDS TACTICAL GROWTH FD ADVISOR CLASS REINVEST AT 26.600		-32.50	
12/09	Cash	REINVESTMENT	3.01700	OPPENHEIMER GLOBAL FD CL Y REINVEST AT 77.810		-234.74	
12/09	Cash	REINVEST DIV	0.65900	OPPENHEIMER GLOBAL FD CL Y REINVEST AT 77.810		-51.27	0.00
12/12	Cash	LT CAP GAIN		IVY FDS INC ASSET STRATEGY FD CL I 121114 184.36300 AS OF 12/11/14		893.94	
12/12	Cash	DIVIDEND		IVY FDS INC ASSET STRATEGY FD CL I 121114 149.96700 AS OF 12/11/14		35.69	
12/12	Cash	REINVESTMENT	34.39600	IVY FDS INC ASSET STRATEGY FD CL I REINVEST AT 25.990		-893.94	
12/12	Cash	REINVEST DIV	1.37300	IVY FDS INC ASSET STRATEGY FD CL I REINVEST AT 25.990		-35.69	0.00
12/15	Cash	LT CAP GAIN		FIDELITY ADVISOR MID CAP II FUND CLASS I 121514 129.27000		350.32	

ADVISORS

AARON J SCHOCK (ROTH IRA)
FCC AS CUSTODIAN

DECEMBER 1, 2014 - DECEMBER 31, 2014
ACCOUNT NUMBER: [redacted]

Activity detail continued

DATE	ACCOUNT TYPE	TRANSACTION/ CHECK NUMBER	QUANTITY	DESCRIPTION	PRICE	AMOUNT	CASH AND SWEEP BALANCES
12/15	Cash	LT CAP GAIN		HARTFORD MUT FDS II GROWTH OPPORTUNITIES FD CL I 121614 61.94100 AS OF 12/16/14		362.97	
12/15	Cash	SHRT TRM GAIN		HARTFORD MUT FDS II GROWTH OPPORTUNITIES FD CL I 121614 52.25400 AS OF 12/16/14		116.04	
12/15	Cash	REINVESTMENT	18.84500	FIDELITY ADVISOR MID CAP II FUND CLASS I REINVEST AT 18.590		-350.32	
12/15	Cash	REINVESTMENT	9.68700	HARTFORD MUT FDS II GROWTH OPPORTUNITIES FD CL I REINVEST AT 37.470		-362.97	
12/15	Cash	REINVESTMENT	3.09700	HARTFORD MUT FDS II GROWTH OPPORTUNITIES FD CL I REINVEST AT 37.470		-116.04	0.00
12/24	Cash	LT CAP GAIN		DEUTSCHE GLOBAL/INTL FD INC GLOBAL SMALL CAP FD CL S 122414 43.65600		150.37	
12/24	Cash	DIVIDEND		DEUTSCHE GLOBAL/INTL FD INC GLOBAL SMALL CAP FD CL S 122414 39.92800		18.95	
12/24	Cash	REINVESTMENT	3.72800	DEUTSCHE GLOBAL/INTL FD INC GLOBAL SMALL CAP FD CL S REINVEST AT 40.340		-150.37	
12/24	Cash	REINVEST DIV	0.47000	DEUTSCHE GLOBAL/INTL FD INC GLOBAL SMALL CAP FD CL S REINVEST AT 40.340		-18.95	0.00

ADVISORS

AARON J SCHOCK (ROTH IRA)
FCC AS CUSTODIAN

DECEMBER 1, 2014 - DECEMBER 31, 2014
ACCOUNT NUMBER: [redacted]

Activity detail continued

DATE	ACCOUNT TYPE	TRANSACTION/ CHECK NUMBER	QUANTITY	DESCRIPTION	PRICE	AMOUNT	CASH AND SWEEP BALANCES
12/26	Cash	DIVIDEND		THORNBURG INVT TR GLOBAL OPPORTUNITIES FD CL I 122414 194.49800 AS OF 12/24/14		2.84	
12/26	Cash	REINVEST DIV	0.11300	THORNBURG INVT TR GLOBAL OPPORTUNITIES FD CL I REINVEST AT 25.230		-2.84	0.00
12/29	Cash	LT CAP GAIN		AMERICAN FUNDS NEW WORLD FUND CL F2 122914 76.53300		201.51	
12/29	Cash	DIVIDEND		AMERICAN FUNDS NEW WORLD FUND CL F2 122914 72.78600		51.76	
12/29	Cash	REINVESTMENT	3.74700	AMERICAN FUNDS NEW WORLD FUND CL F2 REINVEST AT 53.780		-201.51	
12/29	Cash	REINVEST DIV	0.96200	AMERICAN FUNDS NEW WORLD FUND CL F2 REINVEST AT 53.780		-51.76	0.00
12/30	Cash	LT CAP GAIN		ARROW INVTS TR DWA TACTICAL FD INSTL CL 122914 253.84900 AS OF 12/29/14		6.45	
12/30	Cash	DIVIDEND		ARROW INVTS TR DWA TACTICAL FD INSTL CL 122914 253.26700 AS OF 12/29/14		13.78	
12/30	Cash	LT CAP GAIN		UNIFIED SER TR ROOSEVELT MULTI-CAP FD INSTL CL 122914 141.04800 AS OF 12/29/14		392.80	
12/30	Cash	DIVIDEND		UNIFIED SER TR ROOSEVELT MULTI-CAP FD INSTL CL 122914 141.04800 AS OF 12/29/14		14.51	
12/30	Cash	REINVEST DIV	1.24300	ARROW INVTS TR DWA TACTICAL FD INSTL CL		-13.78	

ADVISORS

AARON J SCHOCK (ROTH IRA)
FCC AS CUSTODIAN

DECEMBER 1, 2014 - DECEMBER 31, 2014
ACCOUNT NUMBER: [redacted]

Activity detail continued

DATE	ACCOUNT TYPE	TRANSACTION/ CHECK NUMBER	QUANTITY	DESCRIPTION	PRICE	AMOUNT	CASH AND SWEEP BALANCES
				REINVEST AT 11.090			
12/30	Cash	REINVESTMENT	0.58200	ARROW INVTS TR DWA TACTICAL FD INSTL CL REINVEST AT 11.090		-6.45	
12/30	Cash	REINVESTMENT	23.17400	UNIFIED SER TR ROOSEVELT MULTI-CAP FD INSTL CL REINVEST AT 16.950		-392.80	
12/30	Cash	REINVEST DIV	0.85600	UNIFIED SER TR ROOSEVELT MULTI-CAP FD INSTL CL REINVEST AT 16.950		-14.51	
							0.00

*** THIS PAGE IS INTENTIONALLY LEFT BLANK ***

ADVISORS

AARON J SCHOCK (ROTH IRA)
FCC AS CUSTODIAN

DECEMBER 1, 2014 - DECEMBER 31, 2014
ACCOUNT NUMBER: [redacted]

N70607135

Information Verification

The accuracy of your account information is vital to us; therefore, we periodically furnish you a copy of certain account information. To help us better serve you, please take time to review the following information and make updates if necessary.

- If the enclosed information is correct and complete, including the mailing address on this statement, then no action is necessary.
- If the enclosed information is incorrect or incomplete, or if you need to make changes to your account, please contact Your Financial Advisor.
- You may also make the necessary changes on this Information Verification form and return all pages to:

N9160-01P
Wells Fargo Advisors, LLC
PO Box 77045
Minneapolis, MN 55480-9902

WFBRRT

Primary owner and account information

First name:	AARON
Middle name:	J
Last name:	SCHOCK
Additional name:	
Legal address: *(Cannot be a PO Box)*	[redacted]
	PEORIA, IL 61615
Country of citizenship:	
Country of residency:	
Home phone number:	[redacted]
Date of birth:	ON FILE
Tax Identification Number:	ON FILE

Updates - indicate desired updates below

Please review the information on the Explanations and Values pages to help understand the following data and also provide the choices you should use when making updates.

FINRA information:	N	☐ (enter new FINRA information code)
Annual income:	$100,000 - $199,999	☐ (enter new financial code)
Net worth: *(excluding primary residence)*	$1,000,000 - $4,999,999	☐ (enter new financial code)
Liquid net worth:	$200,000 - $499,999	☐ (enter new financial code)

ADVISORS

AARON J SCHOCK (ROTH IRA)
FCC AS CUSTODIAN

DECEMBER 1, 2014 - DECEMBER 31, 2014
ACCOUNT NUMBER: [redacted]

Information Verification

Primary owner and account information

Updates - indicate desired updates in boxes below

Occupation: PUBLIC SERVICES

- [ ] A PROPRIETOR, PROFESSIONAL, MNGR
- [ ] B INFORMATION TECHNOLOGY SYSTEMS
- [ ] C CRAFTSMAN, SKILLED WORKER
- [ ] D SALES
- [ ] E ADMINISTRATIVE, CLERICAL
- [ ] F PUBLIC SERVICES
- [ ] G PERSONAL SERVICE PROVIDER
- [ ] H FARMING/FISHING/FORESTRY
- [ ] I EDUCATION
- [ ] J CLERGY
- [ ] K OTHER
- [ ] L UNEMPLOYED
- [ ] M RETIRED
- [ ] N STUDENT
- [ ] P HOMEMAKER

Investment Objective/Risk Tolerance: MODERATE GROWTH

- [ ] A CONSERVATIVE INCOME
- [ ] B CONSERVATIVE GROWTH & INCOME
- [ ] C MODERATE GROWTH
- [ ] D MODERATE GROWTH & INCOME
- [ ] E LONG TERM GROWTH
- [ ] G MODERATE INCOME
- [ ] H CONSERVATIVE GROWTH
- [ ] I LONG TERM INCOME
- [ ] K LONG TERM GROWTH & INCOME
- [ ] L TRADING & SPECULATION
- [ ] M NOT APPLICABLE

ADVISORS

AARON J SCHOCK (ROTH IRA)
FCC AS CUSTODIAN

DECEMBER 1, 2014 - DECEMBER 31, 2014
ACCOUNT NUMBER: [redacted]

Explanations and Values

I. Investment objective/Risk tolerance

All investors have objectives or goals, such as seeking income, growth & income, growth, or trading or speculating. All investors also have risk tolerance, which is the amount of risk of loss they are willing and able to tolerate in order to achieve their investment goals. Although all investments involve risk, including the potential loss of principal, some securities, such as equities (stock), among others, involve more risk. Higher risk investments may have the potential for higher returns, but also have the potential for greater losses. Generally speaking, investment objectives are on a spectrum, with "Income" investors generally holding the smallest percentage of higher risk investments and "Trading and Speculation" investors holding the largest percentage of higher risk investments. Similarly, risk tolerances are on a spectrum such that an investor with a "Conservative" risk tolerance will accept less risk than an investor with a "Moderate" risk tolerance; a "Moderate" investor less than a "Long Term" investor; and a "Long Term" investor less than a "Trading & Speculation" investor. The "Long Term" investor accepts short term market volatility associated with a large proportion of higher risk investments because he or she has a long term time horizon and seeks the higher long term return potential associated with these higher risk investments.

Below are descriptions of the combined Investment objective/Risk tolerance, listed in order of least aggressive to most aggressive for both (Investment objective/Risk tolerance) categories. Please carefully consider your Investment objective/Risk tolerance for your account and select one combination on this information verification form. Your selection is your representation that you meet all the criteria described in the profile.

Investment objective - income: Income investors seek a maximum amount of income given their risk tolerance, and are willing to forgo capital appreciation and growth of income.
Risk tolerance - conservative: Conservative income investors seek the maximum amount of income consistent with a modest degree of risk. They are willing to accept a lower level of income in exchange for lower risk. Higher risk investments, such as high yield bonds and some equities, are typically not a large percentage of the account.
Risk tolerance - moderate: Moderate income investors seek to balance the potential risk of capital loss with increased income potential. Higher risk investments, such as high yield bonds and some equities, may be some percentage of the account.
Risk tolerance - long term: Long term income investors seek a significant level of income, and are financially able and willing to risk losing a substantial portion of investment capital. They employ higher risk, more aggressive strategies that may offer higher potential income. Higher risk investments, such as high yield bonds and some equities, may be a significant percentage of the account.

Investment objective - growth & income: Growth and income investors seek current income, but also seek income and capital growth over time. These investors are willing to forgo a portion of current income in order to seek potential future growth.
Risk tolerance - conservative: Conservative growth and income investors seek the maximum growth and income consistent with a relatively modest degree of risk. They are willing to accept lower potential returns in exchange for lower risk. Equities, generally dividend paying equities, may be some percentage of the account.
Risk tolerance - moderate: Moderate growth and income investors seek to balance the risk of capital loss with higher potential growth and income. High yield bonds and equities, generally dividend paying equities, may be a significant percentage of the account.
Risk tolerance - long term: Long term growth and income investors seek a significant level of growth and income, and are financially able and willing to risk losing a substantial portion of investment capital. They pursue higher risk, more aggressive strategies that may offer higher potential returns. High yield bonds and equities, generally dividend paying equities, may be the primary assets in the account.

Investment objective - growth & income: Growth and income investors seek current income, but also seek income and capital growth over time. These investors are willing to forgo a portion of current income in order to seek potential future growth.
Risk tolerance - conservative: Conservative growth and income investors seek the maximum growth and income consistent with a relatively modest degree of risk. They are willing to accept lower potential returns in exchange for lower risk. Equities, generally dividend paying equities, may be some percentage of the account.

ADVISORS

AARON J SCHOCK (ROTH IRA)
FCC AS CUSTODIAN

DECEMBER 1, 2014 - DECEMBER 31, 2014
ACCOUNT NUMBER: [redacted]

Explanations and Values

I. Investment objective/Risk tolerance (cont')

Risk tolerance - moderate: Moderate growth and income investors seek to balance the risk of capital loss with higher potential growth and income. High yield bonds and equities, generally dividend paying equities, may be a significant percentage of the account.
Risk tolerance - long term: Long term growth and income investors seek a significant level of growth and income, and are financially able and willing to risk losing a substantial portion of investment capital. They pursue higher risk, more aggressive strategies that may offer higher potential returns. High yield bonds and equities, generally dividend paying equities, may be the primary assets in the account.

Investment objective - growth: Growth investors do not seek account income and their primary objective is capital appreciation.
Risk tolerance - conservative: Conservative growth investors seek the maximum growth consistent with a relatively modest degree of risk. They are willing to accept lower potential returns in exchange for lower risk. Equities may be a significant percentage of the account.
Risk tolerance - moderate: Moderate growth investors seek to balance the potential risk of capital loss with their goal of higher potential growth. Equities may be the primary asset in the account.
Risk tolerance - long term: Long term growth investors seek a significant level of growth, and are financially able and willing to risk losing a substantial portion of investment capital. They employ higher risk, more aggressive strategies that may offer higher potential returns. Higher risk investments such as equities may be as much as 100% of the account.

Investment objective - trading & speculation: Trading and speculation investors seek out maximum return through a broad range of investment strategies, which generally involve a high level of risk, including potential for significant loss of investment capital.

F. FINRA Information:

N Not affiliated with the FINRA, an exchange member, broker and/or dealer
U Wells Fargo Advisors employees and immediate beneficial family members
V Wells Fargo Advisors employees' non-dependent family members
W Employees of other securities firms and immediate beneficial family members
Y Wells Fargo & Company employees and immediate beneficial family members
Z Wells Fargo & Company employees' non-dependent family members

C. Financial Codes

A $0 - $49,999
B $50,000 - $99,999
C $100,000 - $199,999
D $200,000 - $499,999
E $500,000 - $999,999
G $1,000,000 - $4,999,999
H $5,000,000 - $9,999,999
I $10,000,000 OR MORE
X CLIENT DID NOT PROVIDE

Note: Use the "Financial codes" to update any of the following:
> Annual Income
> Liquid Net Worth
> Net Worth

ADVISORS

COMBINED SNAPSHOT

Current period ending March 31, 2015

PRIMARY ACCOUNT NAME: AARON J SCHOCK

PRIMARY ACCOUNT NUMBER: [redacted]

Your Financial Advisor:
HEMMER / KUNKLE / MCRAVEN
Phone: 888-228-1021 / 309-282-4940

2426 W CORNERSTONE CT
STE 2A
PEORIA IL 61614

AARON J SCHOCK
PEORIA IL 61615-9796

Message from Our Firm

MARKET UPS AND DOWNS MAY CAUSE SHIFTS IN YOUR INVESTMENT PLAN. CONTACT YOUR FINANCIAL ADVISOR TO TALK ABOUT AN ANALYSIS OF YOUR PORTFOLIO TO MAKE SURE IT STILL REFLECTS YOUR CURRENT FINANCIAL GOALS.

Command Asset Program News

GET MORE DONE IN LESS TIME WITH WELLS FARGO MOBILE DEPOSIT. YOU CAN NOW DEPOSIT CHECKS DIRECTLY INTO YOUR COMMAND ACCOUNT USING THE WELLS FARGO MOBILE APP ON YOUR MOBILE DEVICE. IT'S FAST, EASY, AND SECURE. THIS FEATURE IS NOT AVAILABLE FOR COMMAND IRAS.

Investment products and services are offered through Wells Fargo Advisors Financial Network, LLC, (WFAFN), Member FINRA/SIPC. WFAFN uses the trade name Wells Fargo Advisors. Brokerage account(s) carried by First Clearing, LLC, Member FINRA/SIPC. Any referenced entity is a separate entity from WFAFN and First Clearing, separate registered broker-dealers and non-bank affiliates of Wells Fargo & Company.

Investments and insurance products are:

NOT FDIC-INSURED	NO BANK GUARANTEE	MAY LOSE VALUE

General instructions and disclosures

About this statement

Clearing services

First Clearing, LLC ("FCC"), an indirect wholly owned subsidiary of Wells Fargo & Company, is a clearing broker-dealer registered with the Securities and Exchange Commission ("SEC") and is a member of the New York Stock Exchange ("NYSE"), the Financial Industry Regulatory Authority ("FINRA") and all principal U.S. exchanges. FCC carries your account(s) and acts as your custodian for funds and securities deposited with us directly by you, through our affiliated broker-dealer, Wells Fargo Advisors Financial Network, LLC("Wells Fargo Advisors") or as a result of transactions we process for your account. Twice a year, FCC publishes on its web site **www.firstclearingllc.com** a statement of the firm's financial condition. Alternatively, a printed statement is available to you upon request. Unless and until we receive written notice from you to the contrary, FCC may, without inquiry or investigation, accept from Wells Fargo Advisors (i) orders for the purchase or sale of securities for your account on margin or otherwise, and (ii) any other instructions concerning your account.

Trade date statement

All activity and positions on this statement are shown as of the date a trade is entered on the brokerage trading system (i.e., the trade date). Proceeds from the sale of securities and costs for the purchase of securities are not transacted through your account until the actual settlement date of the trade, which may be up to three business days after the trade date (or longer for certain securities with an extended settlement date).

Pricing of securities

Securities prices reflected on your statement may vary from actual liquidation value. Prices shown are provided by *outside quotation services which we believe to be reliable but due to the nature of market data the accuracy of such* prices cannot be guaranteed, or in the absence of such pricing, are estimated by Wells Fargo Advisors using available information and its judgment. Such estimates may not reflect actual trades and do not reflect a commitment by the firm to buy or sell at those prices. Securities listed on a national exchange such as the NYSE or Nasdaq Stock Market are priced as of the close of the statement period. Unlisted shares may be valued at the current best published "bid-price", and, if none exists, the last reported transaction if occurring within the last 45 days. Prices of securities not actively traded may not be available and are indicated by "N/A." Corporate and municipal bonds and other fixed income securities are priced *by a computerized pricing service or, for less actively traded* issues, by utilizing a yield-based matrix system to arrive at an estimated market value. Listed options are priced based on the closing "bid-ask" prices and the last reported trade. Mutual fund shares are priced at net asset value. Shares of direct participation program ("DPP") and real estate investment trust ("REIT") securities that are not listed on a national exchange are generally illiquid. Because no formal trading market may exist for these investments, their values are estimated. Unless otherwise indicated, the values shown for DPP and REIT securities have been provided by the management of each program and represent that management's estimate of the investor's interest in the net assets of the program. See statement sections for additional pricing information. Prices for hedge funds and certain managed futures funds are provided on a month delay basis. Other managed futures funds may be priced more frequently. Long-term certificates of deposit (maturity beyond one year from date of issue) are priced using a market value pricing model. Generally, the sale or redemption price of your securities may be higher or lower than the prices shown on your statement. For an actual quote, contact the individual servicing your account.

Estimated annual income/yield

Estimated Annual Income (EAI), when available, reflects the estimated amount you would earn on a security if your *current position and its related income remained constant for a year. Estimated Annual Yield (EAY), when available,* reflects the current estimated annual income divided by the current value of the security as of the statement closing date. EAI and EAY are estimates and the actual income and yield might be lower or higher than the estimated amounts. EAY reflects only the income generated by an investment. It does not reflect changes in its price, which may fluctuate. The information used to derive these estimates is obtained from various outside vendors; FCC and our Firm are not responsible for incorrect or missing estimated annual income and yields. Past performance is not a guarantee of future results.

Income summary

The Income summary displays all income as recorded in the tax system as of period end date. The totals in the Cash flow snapshot may not match the totals in the Income snapshot due to reclassifications or other corrections made in the tax system. Remember, you may have certain products that are not included in these figures and whose income is only available on the tax forms sent to you at year-end. Reclassifications and other tax reporting requirements may alter these numbers both during and after year end. You should rely only on tax reporting documents. Contact your tax advisor if you have any questions about the tax consequences of your brokerage activity.

About your rights and responsibilities

Questions and complaints about Your Account

This account statement contains important information about your brokerage account, including recent transactions. All account statements sent to you shall be deemed complete and accurate if not objected to in writing within ten days of receipt. We encourage you to review the details in this statement. If you do not understand any of the information in your statement or if you believe there are any inaccuracies or discrepancies in your statement, you should promptly report them to both FCC and to the manager of the Wells Fargo Advisors Financial Network office listed on the front of your statement. To further protect your rights, including any rights under the Securities Investor Protection Act, any verbal communications with either your Wells Fargo Advisors Financial Network office or with FCC should be re-confirmed in writing. Inquiries or complaints about your account statement, including the positions and balances in your account, may be directed to **Wells Fargo Advisors Client Services at (866) 258-4506 or First Clearing Client Services at ATTN: H0005-087, 1 N. Jefferson Ave, St. Louis, MO 63103, (800) 727-0304.**

Public Disclosure: You may reach FINRA by calling the FINRA BrokerCheck Hotline at **(800) 289-9999** or by visiting the FINRA website at www.finra.org. An *investor brochure that includes information describing FINRA BrokerCheck is* available from FINRA upon request. A brochure describing the FINRA Pricing of Securities Regulation Public Disclosure Program is also available from the FINRA upon request.

SIPC Protection

Securities and cash in client accounts have two sources of protection. Wells Fargo Advisors is a member of the Securities Investor Protection Corporation ("SIPC"). SIPC protects the clients of its member firms against the loss of their securities in the event of the member's insolvency and liquidation. Each client is insured up to a maximum of $500,000 (including $250,000 for claims for cash). For more information on SIPC coverage, please see the explanatory brochure at **www.sipc.org** or contact SIPC at **(202) 371-8300**. In addition, Wells Fargo Advisors maintains a program of excess protection. This additional insurance coverage is provided through Lexington Insurance Company, ("Lexington"), an AIG Company. For clients who have received the full SIPC payout limit, Wells Fargo Advisors' policy with Lexington provides additional coverage above the SIPC limits for any missing securities and cash in client brokerage accounts up to a firm aggregate limit of $1 billion (including up to $1.9 million for cash per client). SIPC and the additional protection do not insure the quality of investments or protect against losses from *fluctuating market value.*

Free credit balances

Free credit balances are not segregated and may be used by FCC in the operation of its business in accordance with applicable laws and regulations. You have the right to receive from us in the course of normal business operations, subject to any open commitments in any of your accounts, any free credit balances to which you are entitled.

Investment objectives/Risk tolerances

Please inform us promptly of any material change that might affect your investment objectives, risk tolerances or financial situation, or if you wish to impose or change any reasonable restrictions on the management of your account. A copy of the Investment Advisory Services Disclosure document is available without charge upon request. Please contact the individual denoted on the front of your statement to update your information and to receive a copy of this document.

Tax reporting

We are required *by federal law to report annually to you and to the Internal Revenue Service ("IRS") on Form(s) 1099* interest income, dividend payments and sales proceeds including cost basis information for applicable transactions credited to your account.

ADVISORS

COMBINED SNAPSHOT

AARON J SCHOCK

March 1, 2015 - March 31, 2015
PRIMARY ACCOUNT NUMBER:

Your Financial Advisor

Please visit us at www.wellsfargoadvisors.com.

HEMMER / KUNKLE / MCRAVEN
Phone: 888-228-1021 / 309-282-4940

2426 W CORNERSTONE CT
STE 2A
PEORIA IL 61614

What's inside your Combined Snapshot ...

ACCOUNT NAME	STATEMENT ENCLOSED	ACCOUNT NUMBER	TAX STATUS	PREVIOUS VALUE ON FEB 28	NET CHANGE	CURRENT VALUE ON MAR 31
AARON J SCHOCK	Yes	6904-4541	Taxable	64,468.69	-64,468.69	0.00
AARON J SCHOCK (ROTH IRA) FCC AS CUSTODIAN	Yes	7060-7135	Retirement	40,374.37	-133.90	40,240.47
Total				**$104,843.06**	**-$64,602.59**	**$40,240.47**

*** THIS PAGE IS INTENTIONALLY LEFT BLANK ***

ADVISORS

COMBINED SNAPSHOT

AARON J SCHOCK

March 1, 2015 - March 31, 2015
PRIMARY ACCOUNT NUMBER:

Combined progress summary

	THIS PERIOD	THIS YEAR
Opening value	**$104,843.06**	**$101,283.13**
Cash deposited	0.00	0.00
Securities deposited	0.00	0.00
Cash withdrawn	-63,235.90	-63,489.10
Securities withdrawn	0.00	0.00
Income earned	0.02	0.02
Change in value	-1,366.71	2,446.42
Closing value	**$40,240.47**	**$40,240.47**

Value over time

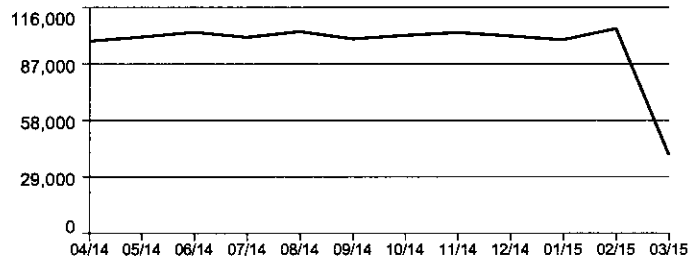

Combined portfolio summary

	ASSET TYPE	PREVIOUS VALUE ON FEB 28	%	CURRENT VALUE ON MAR 31	%	ESTIMATED ANN. INCOME
ASSETS	Cash and sweep balances	0.00	0.00	0.00	0.00	0
	Stocks, options & ETFs	0.00	0.00	0.00	0.00	0
	Fixed income securities	0.00	0.00	0.00	0.00	0
	Mutual funds	104,843.06	100.00	40,240.47	100.00	223
	Asset value	**$104,843.06**	**100%**	**$40,240.47**	**100%**	**$223**

ADVISORS

COMBINED SNAPSHOT

AARON J SCHOCK

March 1, 2015 - March 31, 2015
PRIMARY ACCOUNT NUMBER:

Combined cash flow summary

	THIS PERIOD	THIS YEAR
Opening value of cash and sweep balances	**$0.00**	
Income and distributions	0.02	0.02
Securities sold and redeemed	63,235.88	63,489.08
Net additions to cash	**$63,235.90**	**$63,489.10**
Electronic funds transfers	-63,260.21	-63,260.21
Other subtractions	24.31	-228.89
Net subtractions from cash	**-$63,235.90**	**-$63,489.10**
Closing value of cash and sweep balances	**$0.00**	

Combined gain/loss summary

		UNREALIZED	THIS PERIOD REALIZED	THIS YEAR REALIZED
TAXABLE ACCOUNTS	Short term (S)	0.00	-515.62	-515.62
	Long term (L)	0.00	16,911.10	16,911.10
	Total for taxable accounts	**$0.00**	**$16,395.48**	**$16,395.48**
RETIREMENT ACCOUNTS	**Total for retirement accounts**	**$6,055.06**	**$0.00**	**$0.00**
COMBINED SNAPSHOT TOTALS	**Total gain/loss on all accounts**	**$6,055.06**	**$16,395.48**	**$16,395.48**

Combined income summary

		THIS PERIOD	THIS YEAR
TAXABLE ACCOUNTS	Money market/sweep funds	0.02	0.02
	Taxable income on taxable accounts	**$0.02**	**$0.02**
	Tax exempt income on taxable accounts	**$0.00**	**$0.00**
	Subtotal income on taxable accounts	**$0.02**	**$0.02**
COMBINED SNAPSHOT TOTALS	**Total income on all accounts**	**$0.02**	**$0.02**

ADVISORS

Specific instructions and disclosures

Available funds
"Available for loan" reflects the approximate amount available as of the statement period ending date and should be reduced by any pending checks and Visa charges not yet cleared. This amount is the approximate amount available for withdrawal and loans. A margin loan is a variable rate loan secured by your account.

Cost basis - To add or update information or modify your reporting options, please contact Your Financial Advisor.
This statement presents estimated unrealized or realized gains or losses. If acquisition or other information is not available, the gain/loss information may not be displayed and section and summary totals may not reflect your complete portfolio. Cost basis information is not verified by FCC or Wells Fargo Advisors and should not be relied upon for legal or tax purposes. Revisions to this information (due to corporate mergers, tenders and other reorganizations) may be required from time to time.

Cost basis for factored bonds (GNMA, CMO, etc.) will be adjusted for paydown of principal. Systematic investments in mutual funds and reinvested dividends for mutual funds and stocks have been consolidated for each position. Unit cost data for systematic investments and dividend reinvestment securities is provided for informational purposes only and is a non-weighted average.

Your account statement should not be used for tax preparation without assistance from your tax consultant. We do not report capital gains or losses for non-covered securities to the IRS.

Cost basis options
Unless specific tax lots are selected at trade time, sales of tax lots will occur using the cost basis election reflected in the Account profile section.

IRA withholding notice **Form W-4P/OMB No. 1454-0415**
The withdrawals you receive from your IRA (except Education IRA) are subject to Federal income tax withholding unless you elect not to have withholding apply. If you have a periodic, or an "on demand" distribution, your election regarding our withholding of Federal income tax on your behalf stays in effect until you change it. You may change or revoke your election at any time and as often as you wish by completing a new election form. If you elect check writing privileges, you will also have previously elected to have no withholding on your withdrawals. If you decide to have taxes withheld you will not be eligible for check writing from your IRA. If you elect not to have taxes withheld you will be liable for payment of all taxes due on the taxable portion of your distribution and you may be responsible for payment of estimated tax. You may be subject to tax penalties under the estimated tax payment rules if your payments of estimated tax and withholding, if any, are not adequate.

*** THIS PAGE IS INTENTIONALLY LEFT BLANK ***

ADVISORS

SNAPSHOT [redacted]

AARON J SCHOCK

MARCH 1, 2015 - MARCH 31, 2015
ACCOUNT NUMBER: [redacted]

Progress summary

	THIS PERIOD	THIS YEAR
Opening value	**$64,468.69**	**$62,534.23**
Cash deposited	0.00	0.00
Securities deposited	0.00	0.00
Cash withdrawn	-63,235.90	-63,392.23
Securities withdrawn	0.00	0.00
Income earned	0.02	0.02
Change in value	-1,232.81	857.98
Closing value	**$0.00**	**$0.00**

Value over time

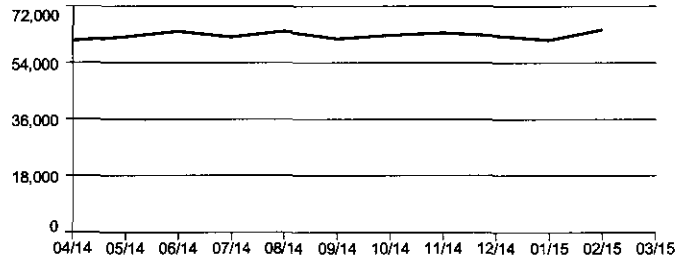

Portfolio summary

	ASSET TYPE	PREVIOUS VALUE ON FEB 28	%	CURRENT VALUE ON MAR 31	%	ESTIMATED ANN. INCOME
ASSETS	Cash and sweep balances	0.00	0.00	0.00	0.00	0
	Stocks, options & ETFs	0.00	0.00	0.00	0.00	0
	Fixed income securities	0.00	0.00	0.00	0.00	0
	Mutual funds	64,468.69	100.00	0.00	0.00	0
	Asset value	**$64,468.69**	**100%**	**$0.00**	**0%**	**$0**

AARON J SCHOCK

MARCH 1, 2015 - MARCH 31, 2015
ACCOUNT NUMBER: [redacted]

Cash flow summary

	THIS PERIOD	THIS YEAR
Opening value of cash and sweep balances	**$0.00**	
Income and distributions	0.02	0.02
Securities sold and redeemed	63,235.88	63,392.21
Net additions to cash	**$63,235.90**	**$63,392.23**
Electronic funds transfers	-63,260.21	-63,260.21
Other subtractions	24.31	-132.02
Net subtractions from cash	**-$63,235.90**	**-$63,392.23**
Closing value of cash and sweep balances	**$0.00**	

Income summary

		THIS PERIOD	THIS YEAR
TAXABLE	Money market/sweep funds	0.02	0.02
	Total taxable income	**$0.02**	**$0.02**
	Total federally tax-exempt income	**$0.00**	**$0.00**
	Total income	**$0.02**	**$0.02**

Gain/loss summary

	UNREALIZED	THIS PERIOD REALIZED	THIS YEAR REALIZED
Short term (S)	0.00	-515.62	-515.62
Long term (L)	0.00	16,911.10	16,911.10
Total	**$0.00**	**$16,395.48**	**$16,395.48**

Your Financial Advisor

HEMMER / KUNKLE / MCRAVEN
Phone: 888-228-1021 / 309-282-4940

2426 W CORNERSTONE CT
STE 2A
PEORIA IL 61614

Client service information

Client service:	800-266-6263	(800) COMMAND
En español:	800-326-8977	
Website:	www.wellsfargoadvisors.com	

Account profile

Full account name:	AARON J SCHOCK
Account type:	Command Asset Program
Brokerage account number:	[redacted]
Command account number:	
Tax status:	Taxable
Investment objective/Risk tolerance:*	LONG TERM GROWTH
Time horizon:*	LONG TERM (10+ YEARS)
Liquidity needs:*	NONE
Cost Basis Election:	First in, First out
Sweep option:	BANK DEPOSIT SWEEP

*For more information, go to www.wellsfargoadvisors.com/disclosures.

For your consideration

Go paperless. Accessing your account documents online is easy, secure, and costs nothing. Sign on to **wellsfargoadvisors.com** with your Access Online Username and Password, select **Statements & Docs**, and then click on the **Delivery Preferences** Quick Link. Choose **Electronic Delivery** to go paperless or select specific account documents for electronic delivery. If you do not have a Username and Password, visit **wellsfargoadvisors.com/signup** or call 1-877-879-2495 for enrollment assistance.

Available funds

Cash	0.00
Money market and sweep funds	0.00
Available for loan	0.00
Your total available funds	**$0.00**

Document delivery status

	Paper	Electronic
Statements:	X	
Trade confirmations:	X	
Tax documents:	X	
Shareholder communications:	X	
Other documents:	X	

ADVISORS

AARON J SCHOCK

MARCH 1, 2015 - MARCH 31, 2015
ACCOUNT NUMBER: [redacted]

Additional information

	THIS PERIOD	THIS YEAR
Gross proceeds	63,235.88	63,392.21

Activity detail

Income and distributions

DATE	ACCOUNT TYPE	TRANSACTION	QUANTITY	DESCRIPTION	PRICE	AMOUNT
03/20	Cash	INTEREST		BANK DEPOSIT SWEEP		0.02
				Total Income and distributions:		**$0.02**

Securities sold and redeemed

DATE	ACCOUNT TYPE	TRANSACTION	QUANTITY	DESCRIPTION	PRICE	AMOUNT
03/17	Cash	SALE	-174.78000	AMG FUNDS TIMESSQUARE MID CAP GROWTH FD PREMIER CLASS WE ACTED AS AGENT FOR YOUR ACCOUNT	19.3200	3,369.75
03/17	Cash	SALE	-92.48900	ARTISAN PARTNERS FDS INC SMALL CAP FDS INV SHS WE ACTED AS AGENT FOR YOUR ACCOUNT	29.8600	2,754.72
03/17	Cash	SALE	-98.23400	INVESCO GLOBAL REAL ESTATE Y WE ACTED AS AGENT FOR YOUR ACCOUNT	13.2100	1,290.67
03/17	Cash	SALE	-134.98300	DELAWARE GROUP ADVISER FDS INC US GROWTH PORT CL INSTL CL WE ACTED AS AGENT FOR YOUR ACCOUNT	28.1900	3,798.17
03/17	Cash	SALE	-286.46200	DELAWARE GROUP EQUITY FDS II-VALUE FD INSTL CL WE ACTED AS AGENT FOR YOUR ACCOUNT	18.2200	5,212.34
03/17	Cash	SALE	-135.01900	FIRST EAGLE FUNDS SOGEN OVERSEAS FUND CL I	23.2400	3,130.84

Activity detail continued

Securities sold and redeemed

DATE	ACCOUNT TYPE	TRANSACTION	QUANTITY	DESCRIPTION	PRICE	AMOUNT
				WE ACTED AS AGENT FOR YOUR ACCOUNT		
03/17	Cash	SALE	-324.51000	GOLDMAN SACHS TR FINL SQUARE TAX FREE MONEY MKT INSTL CL WE ACTED AS AGENT FOR YOUR ACCOUNT	1.0000	317.51
03/17	Cash	SALE	-160.44400	HANCOCK JOHN CAP SER CLASSIC VALUE FD CL I WE ACTED AS AGENT FOR YOUR ACCOUNT	26.2200	4,199.84
03/17	Cash	SALE	-88.74600	HARBOR FD CAP APPRECIATION FD INSTL CL WE ACTED AS AGENT FOR YOUR ACCOUNT	62.0800	5,502.35
03/17	Cash	SALE	-72.32400	HARBOR FD INTL FD INSTL CL WE ACTED AS AGENT FOR YOUR ACCOUNT	67.4100	4,868.36
03/17	Cash	SALE	-95.19000	HOTCHKIS & WILEY FDS MID CAP VALUE FD CL I WE ACTED AS AGENT FOR YOUR ACCOUNT	40.9700	3,892.93
03/17	Cash	SALE	-162.50800	WELLS FARGO FDS TRUST EMERGING MARKETS EQUITY FUND INSTL CLASS WE ACTED AS AGENT FOR YOUR ACCOUNT	20.3500	3,300.04
03/17	Cash	SALE	-67.79500	INVESTMENT MANAGERS SER TR OAK RIDGE SMALL CP GROWTH FD CL Y WE ACTED AS AGENT FOR YOUR ACCOUNT	41.5700	2,811.24
03/17	Cash	SALE	-127.97500	OPPENHEIMER DEV MKTS CL Y WE ACTED AS AGENT FOR YOUR ACCOUNT	34.0500	4,350.55

Activity detail continued

Securities sold and redeemed

DATE	ACCOUNT TYPE	TRANSACTION	QUANTITY	DESCRIPTION	PRICE	AMOUNT
03/17	Cash	SALE	-85.61600	OPPENHEIMER INTL GRWTH FD CL Y SHS WE ACTED AS AGENT FOR YOUR ACCOUNT	36.3200	3,102.57
03/17	Cash	SALE	-340.87100	PIMCO FDS PAC INVT MGMT SER-COMMODITY REAL RETURN STRAT FD INSTL CL WE ACTED AS AGENT FOR YOUR ACCOUNT	4.1600	1,411.02
03/17	Cash	SALE	-124.88700	PIONEER FUND CL-Y WE ACTED AS AGENT FOR YOUR ACCOUNT	37.3100	4,652.53
03/17	Cash	SALE	-133.10100	VICTORY PORTFOLIOS SMALL CO OPPTY FD CL I SHS WE ACTED AS AGENT FOR YOUR ACCOUNT	39.6500	5,270.45
				Total Securities sold and redeemed:		**$63,235.88**

Electronic funds transfer

DATE	ACCOUNT TYPE	TRANSACTION	DESCRIPTION	AMOUNT
03/19	Cash	AUTO ACTIVITY	ACH DIRECT DEPOSIT TRACE # 121000242002866 AARON SCHOCK TRANSFER TO CITIZENS EQUITY FIRST CU CHK XXXXXXXXXXXXX6093	-63,235.88
03/19	Cash	AUTO ACTIVITY	ACH DIRECT DEPOSIT TRACE # 121000242002867 AARON SCHOCK TRANSFER TO CITIZENS EQUITY FIRST CU CHK XXXXXXXXXXXXX6093	-24.31
03/23	Cash	AUTO ACTIVITY	ACH DIRECT DEPOSIT TRACE # 121000242005870	-0.02

ADVISORS

AARON J SCHOCK

MARCH 1, 2015 - MARCH 31, 2015
ACCOUNT NUMBER: [redacted]

Activity detail continued

Electronic funds transfer

DATE	ACCOUNT TYPE	TRANSACTION	DESCRIPTION	AMOUNT
			AARON SCHOCK TRANSFER TO CITIZENS EQUITY FIRST CU CHK XXXXXXXXXXXXX6093	
			Total Electronic funds transfer:	**-$63,260.21**

Other subtractions

DATE	ACCOUNT TYPE	TRANSACTION	QUANTITY	DESCRIPTION	PRICE	AMOUNT
03/18	Cash	ADVISORY FEE		TERM FUNDSOURCE FEE		24.31
				Total Other subtractions:		**$24.31**

Cash sweep activity

Our Cash Sweep program allows you to earn a return on the idle cash balances in your account by automatically investing such balances into one of our cash sweep options. These 'sweep transactions' may represent a net amount for the day and occur on settlement date. The following section displays transfers into and out of your sweep option. Transactions displayed here are Transfer To, Transfer From and Reinvested Dividends and Interest. These transaction amounts are not included in your cash flow summary.

DATE	TRANSACTION	DESCRIPTION	AMOUNT
03/01		BEGINNING BALANCE	0.00
03/19	TRANSFER TO	BANK DEPOSIT SWEEP	63,260.19
03/20	TRANSFER FROM	BANK DEPOSIT SWEEP	-63,260.19
03/23	TRANSFER TO	BANK DEPOSIT SWEEP	0.02
03/24	TRANSFER FROM	BANK DEPOSIT SWEEP	-0.02
03/31		ENDING BALANCE	0.00

ADVISORS

AARON J SCHOCK

MARCH 1, 2015 - MARCH 31, 2015
ACCOUNT NUMBER: [redacted]

Bank Deposits Through Teller

March 1 - March 31

Wells Fargo Bank, N.A. (Member FDIC) **Account number** [redacted] **Questions? Call us at 1-800-266-6263**

Deposits made in a bank branch on the last business day of the month will typically appear on your next statement.

DATE	TRANSACTION	DESCRIPTION	AMOUNT	BANK BALANCE
03/01		BEGINNING BALANCE		$0.00
03/31		ENDING BALANCE		$0.00

Realized gain/loss

Realized Gain/Loss Summary

	THIS PERIOD GAIN	THIS PERIOD LOSS	THIS PERIOD NET	THIS YEAR GAIN	THIS YEAR LOSS	THIS YEAR NET
Short term	89.14	-604.76	-515.62	89.14	-604.76	-515.62
Long term	17,949.73	-1,038.63	16,911.10	17,949.73	-1,038.63	16,911.10
Total Realized Gain/Loss	**$18,038.87**	**-$1,643.39**	**$16,395.48**	**$18,038.87**	**-$1,643.39**	**$16,395.48**

ADVISORS

AARON J SCHOCK

MARCH 1, 2015 - MARCH 31, 2015
ACCOUNT NUMBER: [redacted]

Realized Gain/Loss Detail

Short term

DESCRIPTION	QUANTITY	ADJ PRICE/ ORIG PRICE	DATE ACQUIRED	CLOSE DATE	PROCEEDS	ADJ COST/ ORIG COST	GAIN/LOSS
AMG FUNDS TIMESSQUARE MID CAP GROWTH FD PREMIER CLASS CUSIP 00170K752	7.84800	18.4400	12/29/14	03/17/15	151.31	144.72	6.59
	0.56700	18.4400	12/29/14	03/17/15	10.94	10.45	0.49
ARTISAN PARTNERS FDS INC SMALL CAP FDS INV SHS CUSIP 04314H105	3.60300	27.8600	08/26/14	03/17/15	107.32	100.39	6.93
INVESCO GLOBAL REAL ESTATE Y CUSIP 00142C219	0.46400	11.7700	03/21/14	03/17/15	6.09	5.46	0.63
	0.31400	12.9100	06/20/14	03/17/15	4.12	4.05	0.07
	9.21700	13.2900	08/26/14	03/17/15	121.15	122.50	-1.35
	0.35600	12.7200	09/19/14	03/17/15	4.67	4.53	0.14
	0.35000	13.0200	12/15/14	03/17/15	4.60	4.56	0.04
	1.28100	13.1500	12/31/14	03/17/15	16.85	16.85	0.00
DELAWARE GROUP ADVISER FDS INC US GROWTH PORT CL INSTL CL CUSIP 245917802	3.30700	27.5500	12/23/14	03/17/15	93.08	91.12	1.96
	0.56200	27.5500	12/23/14	03/17/15	15.82	15.47	0.35
DELAWARE GROUP EQUITY FDS II-VALUE FD INSTL CL CUSIP 24610C857	1.41400	16.4100	03/24/14	03/17/15	25.73	23.21	2.52
	1.25200	17.6100	06/23/14	03/17/15	22.78	22.04	0.74
	1.18700	17.9600	09/23/14	03/17/15	21.60	21.31	0.29
	1.11500	18.4200	12/23/14	03/17/15	20.30	20.54	-0.24
FIRST EAGLE FUNDS SOGEN OVERSEAS FUND CL I CUSIP 32008F200	10.64800	24.8700	08/26/14	03/17/15	246.92	264.82	-17.90
	4.38000	21.8200	12/17/14	03/17/15	101.57	95.57	6.00
	1.47800	21.8200	12/17/14	03/17/15	34.27	32.24	2.03
	0.70600	21.8200	12/17/14	03/17/15	16.38	15.41	0.97

Realized Gain/Loss Detail continued

Short term

DESCRIPTION	QUANTITY	ADJ PRICE/ ORIG PRICE	DATE ACQUIRED	CLOSE DATE	PROCEEDS	ADJ COST/ ORIG COST	GAIN/LOSS
GOLDMAN SACHS TR FINL SQUARE TAX FREE MONEY MKT INSTL CL CUSIP 38141W182	324.51000	1.0000	08/25/14	03/17/15	317.51	324.51	-7.00
HANCOCK JOHN CAP SER CLASSIC VALUE FD CL I CUSIP 409902756	1.80500	25.2700	12/17/14	03/17/15	47.26	45.60	1.66
HARBOR FD CAP APPRECIATION FD INSTL CL CUSIP 411511504	5.34300	58.7400	12/19/14	03/17/15	331.29	313.85	17.44
	0.06800	58.7400	12/19/14	03/17/15	4.22	4.01	0.21
HARBOR FD INTL FD INSTL CL CUSIP 411511306	2.99700	72.2200	08/26/14	03/17/15	201.74	216.47	-14.73
	1.52600	65.8100	12/19/14	03/17/15	102.73	100.43	2.30
HOTCHKIS & WILEY FDS MID CAP VALUE FD CL I CUSIP 44134R800	5.64900	44.6100	08/26/14	03/17/15	231.03	252.01	-20.98
	7.94000	38.9000	12/15/14	03/17/15	324.74	308.85	15.89
	0.82600	38.9000	12/15/14	03/17/15	33.78	32.13	1.65
	0.58800	38.9000	12/15/14	03/17/15	24.06	22.88	1.18
WELLS FARGO FDS TRUST EMERGING MARKETS EQUITY FUND INSTL CLASS CUSIP 94975P751	13.52400	23.8000	08/25/14	03/17/15	274.63	321.86	-47.23
	32.85300	23.9000	08/26/14	03/17/15	667.15	785.19	-118.04
	1.92600	20.7000	12/31/14	03/17/15	39.12	39.86	-0.74
INVESTMENT MANAGERS SER TR OAK RIDGE SMALL CP GROWTH FD CL Y CUSIP 46141P156	4.05900	37.5700	12/16/14	03/17/15	168.31	152.48	15.83
	0.33400	37.5700	12/16/14	03/17/15	13.86	12.54	1.32

AARON J SCHOCK

MARCH 1, 2015 - MARCH 31, 2015
ACCOUNT NUMBER: [redacted]

Realized Gain/Loss Detail continued

Short term

DESCRIPTION	QUANTITY	ADJ PRICE/ ORIG PRICE	DATE ACQUIRED	CLOSE DATE	PROCEEDS	ADJ COST/ ORIG COST	GAIN/LOSS
OPPENHEIMER DEV MKTS CL Y CUSIP 683974505	41.27800	40.6900	08/25/14	03/17/15	1,403.27	1,679.62	-276.35
	2.05200	36.4500	12/08/14	03/17/15	69.76	74.80	-5.04
	0.76800	36.4500	12/08/14	03/17/15	26.11	27.98	-1.87
OPPENHEIMER INTL GRWTH FD CL Y SHS CUSIP 68380L407	0.99700	34.6600	12/18/14	03/17/15	36.14	34.55	1.59
PIMCO FDS PAC INVT MGMT SER-COMMODITY REAL RETURN STRAT FD INSTL CL CUSIP 722005667	56.77400	5.6100	08/25/14	03/17/15	235.09	318.50	-83.41
	1.41000	5.3200	09/19/14	03/17/15	5.84	7.50	-1.66
PIONEER FUND CL-Y CUSIP 723682407	0.31200	39.6700	03/27/14	03/17/15	11.62	12.38	-0.76
	0.32400	41.8200	06/19/14	03/17/15	12.07	13.54	-1.47
	0.30200	42.0800	09/18/14	03/17/15	11.25	12.70	-1.45
	18.30300	37.2400	11/25/14	03/17/15	681.92	681.60	0.32
	0.42400	37.3100	12/23/14	03/17/15	15.80	15.81	-0.01
VICTORY PORTFOLIOS SMALL CO OPPTY FD CL I SHS CUSIP 92646A815	7.77000	40.0000	12/30/14	03/17/15	307.68	310.81	-3.13
	3.28500	40.0000	12/30/14	03/17/15	130.09	131.38	-1.29
	0.28700	40.0000	12/30/14	03/17/15	11.37	11.48	-0.11
Total Short term					**$6,764.94**	**$7,280.56**	**-$515.62**

Realized Gain/Loss Detail continued

Long term

DESCRIPTION	QUANTITY	ADJ PRICE/ ORIG PRICE	DATE ACQUIRED	CLOSE DATE	PROCEEDS	ADJ COST/ ORIG COST	GAIN/LOSS
AMG FUNDS TIMESSQUARE MID CAP GROWTH FD PREMIER CLASS CUSIP 00170K752	134.45399	9.1400	06/22/09nc	03/17/15	2,592.26	1,228.89	1,363.37
	5.23399	13.3200	12/28/11nc	03/17/15	100.91	69.72	31.19
	8.14099	14.7300	12/27/12	03/17/15	156.95	119.92	37.03
	17.63500	18.0500	12/27/13	03/17/15	340.01	318.31	21.70
	0.90103	18.0500	12/27/13	03/17/15	17.37	16.26	1.11
ARTISAN PARTNERS FDS INC SMALL CAP FDS INV SHS CUSIP 04314H105	88.88600	20.3700	12/12/12	03/17/15	2,647.40	1,810.61	836.79
INVESCO GLOBAL REAL ESTATE Y CUSIP 00142C219	66.09000	7.1300	06/22/09nc	03/17/15	868.33	471.21	397.12
	0.27200	9.4600	09/22/09nc	03/17/15	3.57	2.57	1.00
	2.11200	9.1800	12/14/09nc	03/17/15	27.74	19.39	8.35
	0.31300	9.6000	03/19/10nc	03/17/15	4.11	3.00	1.11
	0.39700	9.2900	06/18/10nc	03/17/15	5.21	3.69	1.52
	0.30500	10.0200	09/17/10nc	03/17/15	4.00	3.06	0.94
	2.85900	10.2000	12/08/10nc	03/17/15	37.56	29.16	8.40
	0.33500	10.1000	03/18/11nc	03/17/15	4.40	3.38	1.02
	0.43400	10.5600	06/17/11nc	03/17/15	5.70	4.58	1.12
	0.44300	9.7000	09/16/11nc	03/17/15	5.82	4.30	1.52
	6.69200	8.9900	09/28/11nc	03/17/15	87.93	60.16	27.77
	0.45400	9.4800	12/12/11nc	03/17/15	5.96	4.30	1.66
	0.27100	10.7100	03/16/12	03/17/15	3.56	2.90	0.66
	0.54800	10.3100	06/15/12	03/17/15	7.20	5.65	1.55
	0.44300	11.3900	09/21/12	03/17/15	5.82	5.05	0.77
	2.28300	11.3400	12/10/12	03/17/15	30.00	25.89	4.11
	0.22600	11.9800	03/22/13	03/17/15	2.97	2.71	0.26
	0.48300	11.2100	06/21/13	03/17/15	6.34	5.41	0.93
	0.51000	12.2100	09/20/13	03/17/15	6.70	6.23	0.47
	0.78200	11.4100	12/16/13	03/17/15	10.27	8.92	1.35

Realized Gain/Loss Detail continued

Long term

DESCRIPTION	QUANTITY	ADJ PRICE/ ORIG PRICE	DATE ACQUIRED	CLOSE DATE	PROCEEDS	ADJ COST/ ORIG COST	GAIN/LOSS
DELAWARE GROUP ADVISER FDS INC US GROWTH PORT CL INSTL CL CUSIP 245917802	129.70700	14.8200	06/10/08nc	03/17/15	3,649.71	1,922.24	1,727.47
	0.46100	9.2000	12/19/08nc	03/17/15	12.97	4.24	8.73
	0.17600	12.5900	12/11/09nc	03/17/15	4.95	2.22	2.73
	0.25200	14.9600	12/27/10nc	03/17/15	7.09	3.77	3.32
	0.19400	15.9900	12/07/11nc	03/17/15	5.45	3.11	2.34
	0.12200	18.4700	12/07/12	03/17/15	3.43	2.26	1.17
	0.09300	18.2700	12/31/12	03/17/15	2.61	1.70	0.91
	0.02900	24.1300	12/09/13	03/17/15	0.81	0.71	0.10
	0.08000	24.8100	12/30/13	03/17/15	2.25	1.98	0.27
DELAWARE GROUP EQUITY FDS II-VALUE FD INSTL CL CUSIP 24610C857	242.03400	12.1500	08/27/12	03/17/15	4,403.94	2,940.71	1,463.23
	29.08200	12.0800	08/30/12	03/17/15	529.16	351.31	177.85
	4.88900	12.5200	12/24/12	03/17/15	88.96	61.21	27.75
	1.38500	13.7600	03/25/13	03/17/15	25.20	19.06	6.14
	1.36500	14.2600	06/24/13	03/17/15	24.83	19.46	5.37
	1.53100	15.2400	09/23/13	03/17/15	27.86	23.33	4.53
	1.20800	16.0000	12/23/13	03/17/15	21.98	19.32	2.66
FIRST EAGLE FUNDS SOGEN OVERSEAS FUND CL I CUSIP 32008F200	104.88100	22.2500	08/27/12	03/17/15	2,431.99	2,333.61	98.38
	3.25100	22.0000	12/14/12	03/17/15	75.38	71.53	3.85
	1.47300	22.0000	12/14/12	03/17/15	34.15	32.41	1.74
	0.49600	22.0000	12/14/12	03/17/15	11.50	10.91	0.59
	0.56300	22.0000	12/17/12	03/17/15	13.05	12.38	0.67
	3.61000	22.9000	12/18/13	03/17/15	83.71	82.67	1.04
	2.51800	22.9000	12/18/13	03/17/15	58.39	57.66	0.73
	1.01500	22.9000	12/18/13	03/17/15	23.53	23.24	0.29
HANCOCK JOHN CAP SER CLASSIC VALUE FD CL I CUSIP 409902756	2.45600	18.7300	06/10/08nc	03/17/15	64.28	46.00	18.28
	4.89500	9.9400	12/17/08nc	03/17/15	128.13	48.66	79.47
	4.66500	9.9400	12/17/08nc	03/17/15	122.11	46.37	75.74

Realized Gain/Loss Detail continued

Long term

DESCRIPTION	QUANTITY	ADJ PRICE/ ORIG PRICE	DATE ACQUIRED	CLOSE DATE	PROCEEDS	ADJ COST/ ORIG COST	GAIN/LOSS
	100.85800	11.2900	06/22/09nc	03/17/15	2,640.10	1,138.69	1,501.41
	2.49900	14.4800	12/16/09nc	03/17/15	65.41	36.19	29.22
	0.76900	16.5700	12/22/10nc	03/17/15	20.12	12.75	7.37
	35.07300	14.0400	09/28/11nc	03/17/15	918.10	492.42	425.68
	2.81900	14.9200	12/16/11nc	03/17/15	73.79	42.06	31.73
	2.53700	17.3900	12/18/12	03/17/15	66.41	44.11	22.30
	2.06800	23.4800	12/17/13	03/17/15	54.13	48.55	5.58
HARBOR FD CAP APPRECIATION FD INSTL CL CUSIP 411511504	19.27900	35.4400	06/09/08nc	03/17/15	1,195.31	683.24	512.07
	0.27600	23.1300	12/23/08nc	03/17/15	17.11	6.39	10.72
	57.41400	25.9200	06/22/09nc	03/17/15	3,559.74	1,488.18	2,071.56
	0.26500	32.2900	12/22/09nc	03/17/15	16.43	8.55	7.88
	2.52800	30.0100	08/24/10nc	03/17/15	156.73	75.87	80.86
	0.21400	36.6600	12/21/10nc	03/17/15	13.26	7.83	5.43
	0.10500	36.1900	12/20/11nc	03/17/15	6.51	3.81	2.70
	0.35500	42.3600	12/18/12	03/17/15	22.01	15.05	6.96
	2.82500	54.5700	12/18/13	03/17/15	175.16	154.18	20.98
	0.07400	54.5700	12/18/13	03/17/15	4.58	4.02	0.56
HARBOR FD INTL FD INSTL CL CUSIP 411511306	39.02800	41.4400	06/22/09nc	03/17/15	2,627.09	1,617.33	1,009.76
	20.47100	43.0700	06/25/09nc	03/17/15	1,377.97	881.67	496.30
	0.78400	53.4800	12/22/09nc	03/17/15	52.77	41.94	10.83
	0.88800	59.1500	12/21/10nc	03/17/15	59.77	52.55	7.22
	2.18500	50.7700	09/28/11nc	03/17/15	147.08	110.93	36.15
	1.64500	50.6600	12/20/11nc	03/17/15	110.73	83.35	27.38
	1.33300	61.2700	12/18/12	03/17/15	89.73	81.67	8.06
	1.46700	67.6200	12/18/13	03/17/15	98.75	99.19	-0.44
HOTCHKIS & WILEY FDS MID CAP VALUE FD CL I CUSIP 44134R800	0.05100	29.9500	01/03/07nc	03/17/15	2.08	1.54	0.54
	8.90800	29.9500	01/03/07nc	03/17/15	364.30	266.80	97.50
	0.36800	29.9500	01/03/07nc	03/17/15	15.05	11.01	4.04
	20.94800	19.3200	06/10/08nc	03/17/15	856.71	404.72	451.99

Realized Gain/Loss Detail continued

Long term

DESCRIPTION	QUANTITY	ADJ PRICE/ ORIG PRICE	DATE ACQUIRED	CLOSE DATE	PROCEEDS	ADJ COST/ ORIG COST	GAIN/LOSS
	18.75900	27.5600	10/20/05nc	03/17/15	767.17	516.98	250.19
	0.38100	28.2400	12/21/05nc	03/17/15	15.58	10.75	4.83
	5.28300	28.2400	12/21/05nc	03/17/15	216.05	149.19	66.86
	0.50000	28.2400	12/21/05nc	03/17/15	20.44	14.11	6.33
	0.96000	20.7600	12/24/07nc	03/17/15	39.26	19.92	19.34
	15.44700	20.7600	12/24/07nc	03/17/15	631.73	320.68	311.05
	4.85100	20.7600	12/24/07nc	03/17/15	198.39	100.71	97.68
	1.14900	11.2600	12/23/08nc	03/17/15	46.99	12.94	34.05
	0.46800	11.2600	12/23/08nc	03/17/15	19.13	5.27	13.86
	1.01900	17.7900	12/21/09nc	03/17/15	41.67	18.12	23.55
	0.34800	23.1200	12/21/10nc	03/17/15	14.23	8.04	6.19
	0.08100	20.8700	12/20/11nc	03/17/15	3.31	1.70	1.61
	0.39700	28.1200	12/17/12	03/17/15	16.23	11.16	5.07
	0.26900	38.9900	12/16/13	03/17/15	11.00	10.50	0.50
WELLS FARGO FDS TRUST EMERGING MARKETS EQUITY FUND INSTL CLASS CUSIP 94975P751	112.95300	20.6600	08/27/12	03/17/15	2,293.72	2,333.61	-39.89
	0.79100	22.0800	12/14/12	03/17/15	16.06	17.47	-1.41
	0.46100	21.9800	12/31/13	03/17/15	9.36	10.13	-0.77
INVESTMENT MANAGERS SER TR OAK RIDGE SMALL CP GROWTH FD CL Y CUSIP 46141P156	58.29700	30.0700	08/27/12	03/17/15	2,417.38	1,752.98	664.40
	1.90300	29.2700	11/28/12	03/17/15	78.91	55.70	23.21
	3.20200	38.9000	11/26/13	03/17/15	132.78	124.57	8.21
OPPENHEIMER DEV MKTS CL Y CUSIP 683974505	83.10800	35.1700	02/21/13	03/17/15	2,825.28	2,922.90	-97.62
	0.40200	37.0700	12/09/13	03/17/15	13.66	14.89	-1.23
	0.36700	37.0700	12/09/13	03/17/15	12.47	13.59	-1.12
OPPENHEIMER INTL GRWTH FD CL Y SHS CUSIP 68380L407	74.88000	29.1700	06/09/08nc	03/17/15	2,713.51	2,184.25	529.26
	2.21900	17.0200	12/18/08nc	03/17/15	80.41	37.76	42.65
	1.17500	24.3100	12/17/09nc	03/17/15	42.58	28.56	14.02

ADVISORS

AARON J SCHOCK

MARCH 1, 2015 - MARCH 31, 2015
ACCOUNT NUMBER: [redacted]

Realized Gain/Loss Detail continued

Long term

DESCRIPTION	QUANTITY	ADJ PRICE/ ORIG PRICE	DATE ACQUIRED	CLOSE DATE	PROCEEDS	ADJ COST/ ORIG COST	GAIN/LOSS
	1.14800	27.4400	12/22/10nc	03/17/15	41.60	31.51	10.09
	1.05600	24.4100	12/20/11nc	03/17/15	38.26	25.77	12.49
	2.12300	28.3200	08/27/12	03/17/15	76.94	60.11	16.83
	1.20900	30.3400	12/18/12	03/17/15	43.81	36.69	7.12
	0.80900	36.6700	12/19/13	03/17/15	29.32	29.66	-0.34
PIMCO FDS PAC INVT MGMT SER-COMMODITY REAL RETURN STRAT FD INSTL CL CUSIP 722005667	133.99800	7.0200	06/22/09nc	03/17/15	554.67	940.66	-385.99
	2.23100	7.7400	09/21/09nc	03/17/15	9.23	17.27	-8.04
	1.72700	8.0600	12/11/09nc	03/17/15	7.14	13.92	-6.78
	3.45100	8.3100	01/04/10nc	03/17/15	14.28	28.68	-14.40
	3.60800	7.9300	03/22/10nc	03/17/15	14.93	28.61	-13.68
	4.05300	7.5200	06/21/10nc	03/17/15	16.77	30.48	-13.71
	4.30300	7.9600	09/20/10nc	03/17/15	17.81	34.25	-16.44
	3.30800	9.2900	01/04/11nc	03/17/15	13.69	30.73	-17.04
	4.28300	9.3400	03/21/11nc	03/17/15	17.73	40.00	-22.27
	8.58100	8.8700	06/20/11nc	03/17/15	35.52	76.11	-40.59
	8.53100	8.4500	09/19/11nc	03/17/15	35.31	72.09	-36.78
	33.52800	7.5700	09/28/11nc	03/17/15	138.79	253.81	-115.02
	4.06200	7.5900	12/09/11nc	03/17/15	16.81	30.83	-14.02
	0.96700	7.5900	12/09/11nc	03/17/15	4.00	7.34	-3.34
	27.83600	6.5300	12/30/11nc	03/17/15	115.23	181.77	-66.54
	2.14700	6.7200	03/23/12	03/17/15	8.88	14.43	-5.55
	1.68600	6.0600	06/22/12	03/17/15	6.98	10.22	-3.24
	20.34600	6.9400	08/27/12	03/17/15	84.23	141.20	-56.97
	2.14000	7.0200	09/21/12	03/17/15	8.85	15.02	-6.17
	1.97100	6.7800	12/13/12	03/17/15	8.16	13.36	-5.20
	0.79900	6.7800	12/13/12	03/17/15	3.30	5.42	-2.12
	0.80300	6.6500	12/28/12	03/17/15	3.32	5.34	-2.02
	1.31300	6.5800	03/22/13	03/17/15	5.43	8.64	-3.21
	1.90000	5.7200	06/21/13	03/17/15	7.86	10.87	-3.01
	0.57200	5.8200	09/20/13	03/17/15	2.36	3.33	-0.97
	4.54300	5.5800	12/12/13	03/17/15	18.81	25.35	-6.54

Realized Gain/Loss Detail continued

Long term

DESCRIPTION	QUANTITY	ADJ PRICE/ ORIG PRICE	DATE ACQUIRED	CLOSE DATE	PROCEEDS	ADJ COST/ ORIG COST	GAIN/LOSS
PIONEER FUND CL-Y CUSIP 723682407	67.17600	28.7700	06/22/09nc	03/17/15	2,502.56	1,932.64	569.92
	0.40000	29.5500	06/29/09nc	03/17/15	14.90	11.81	3.09
	0.23900	33.0700	09/28/09nc	03/17/15	8.90	7.91	0.99
	0.30100	35.8300	12/23/09nc	03/17/15	11.21	10.77	0.44
	0.25500	37.5100	03/29/10nc	03/17/15	9.49	9.56	-0.07
	0.30400	34.1700	06/25/10nc	03/17/15	11.32	10.39	0.93
	0.26500	35.9300	09/24/10nc	03/17/15	9.87	9.51	0.36
	0.23000	41.0400	12/27/10nc	03/17/15	8.56	9.42	-0.86
	0.20700	42.4600	03/25/11nc	03/17/15	7.71	8.77	-1.06
	0.27000	41.4800	06/24/11nc	03/17/15	10.05	11.19	-1.14
	0.36700	34.9400	09/23/11nc	03/17/15	13.67	12.83	0.84
	0.39700	38.6700	12/23/11nc	03/17/15	14.79	15.34	-0.55
	0.30200	41.9300	03/23/12	03/17/15	11.25	12.67	-1.42
	0.30500	39.1500	06/22/12	03/17/15	11.36	11.93	-0.57
	0.25600	42.8800	09/21/12	03/17/15	9.53	10.97	-1.44
	22.76200	32.0900	11/28/12	03/17/15	848.00	730.43	117.57
	0.53000	32.9700	12/21/12	03/17/15	19.74	17.46	2.28
	0.28300	36.0600	03/28/13	03/17/15	10.54	10.19	0.35
	0.36300	36.6200	06/21/13	03/17/15	13.52	13.28	0.24
	0.35800	40.0300	09/20/13	03/17/15	13.33	14.35	-1.02
	9.11400	38.5300	11/26/13	03/17/15	339.54	351.16	-11.62
	0.19800	38.5300	11/26/13	03/17/15	7.37	7.61	-0.24
	0.34000	38.7800	12/23/13	03/17/15	12.66	13.17	-0.51
VICTORY PORTFOLIOS SMALL CO OPPTY FD CL I SHS CUSIP 92646A815	105.55600	23.8600	08/24/10nc	03/17/15	4,179.74	2,518.55	1,661.19
	0.18000	26.2800	09/30/10nc	03/17/15	7.12	4.73	2.39
	0.36600	30.4300	12/31/10nc	03/17/15	14.49	11.13	3.36
	0.19000	27.2300	09/29/11nc	03/17/15	7.52	5.18	2.34
	0.46500	30.7100	12/28/11nc	03/17/15	18.41	14.29	4.12
	0.29800	30.7100	12/28/11nc	03/17/15	11.80	9.16	2.64
	0.19300	31.0200	06/28/12	03/17/15	7.64	5.98	1.66
	0.07300	32.8100	09/27/12	03/17/15	2.89	2.41	0.48
	4.00400	32.0900	12/28/12	03/17/15	158.55	128.48	30.07

AARON J SCHOCK

MARCH 1, 2015 - MARCH 31, 2015
ACCOUNT NUMBER: [redacted]

Realized Gain/Loss Detail continued

Long term

DESCRIPTION	QUANTITY	ADJ PRICE/ ORIG PRICE	DATE ACQUIRED	CLOSE DATE	PROCEEDS	ADJ COST/ ORIG COST	GAIN/LOSS
	1.25800	32.0900	12/28/12	03/17/15	49.81	40.37	9.44
	0.62400	32.0900	12/28/12	03/17/15	24.70	20.01	4.69
	5.03500	40.2600	12/27/13	03/17/15	199.38	202.69	-3.31
	3.07800	40.2600	12/27/13	03/17/15	121.88	123.93	-2.05
	0.43900	40.2600	12/27/13	03/17/15	17.38	17.69	-0.31
Total Long term					**$56,470.94**	**$39,559.84**	**$16,911.10**

nc Cost information for this tax lot is not covered by IRS reporting requirements. Unless indicated, cost for all other lots will be reported to the IRS.

Statement balancing guide

1 Record in your account register all items which may appear on this statement that have not previously been entered in your account register, such as ATM/Check Card transactions, automatic transfers, preauthorized drafts, interest earned, service charges, proceeds from sales, security purchases, etc.

2 In your account register, check off the additions and subtractions as shown in the Activity Detail Section.

3 In the Outstanding Additions section at the right (Section A), list any outstanding additions such as deposits, dividends and interest, proceeds from sales, etc., that have been made since the date of this statement.

4 In the Outstanding Subtractions section at the right (Section B), list any checks that have not yet been paid and any outstanding subtractions such as ATM/Check Card transactions and any margin interest, service fees and purchases, etc., that have been made since the date of this statement.

5 Write in the Closing Balance shown in the Cash flow summary. _____

6 Write in the total amount of Outstanding additions (Section A). +_____

7 Total the amounts in lines 5 & 6. =_____

8 Write the total amount of Outstanding Subtractions (Section B). - _____

9 Subtract the amount in line 8 from the amount in line 7. This is your **Adjusted Statement Balance.** =_____

A. Outstanding Additions

Date	Amount	
	$	
Total		

B. Outstanding Subtractions

Number	Amount	
	$	
Total		

*** THIS PAGE IS INTENTIONALLY LEFT BLANK ***

ADVISORS

SNAPSHOT

[redacted]

AARON J SCHOCK (ROTH IRA)
FCC AS CUSTODIAN

MARCH 1, 2015 - MARCH 31, 2015
ACCOUNT NUMBER: [redacted]

Progress summary

	THIS PERIOD	THIS YEAR
Opening value	**$40,374.37**	**$38,748.90**
Cash deposited	0.00	0.00
Securities deposited	0.00	0.00
Cash withdrawn	0.00	-96.87
Securities withdrawn	0.00	0.00
Income earned	0.00	0.00
Change in value	-133.90	1,588.44
Closing value	**$40,240.47**	**$40,240.47**

Value over time

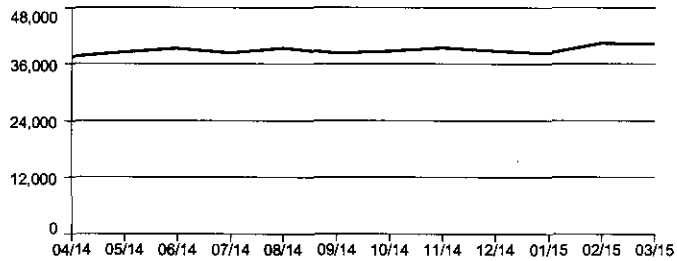

Portfolio summary

CURRENT

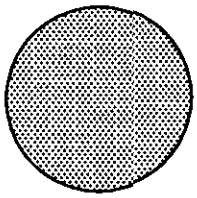

	ASSET TYPE	PREVIOUS VALUE ON FEB 28	%	CURRENT VALUE ON MAR 31	%	ESTIMATED ANN. INCOME
ASSETS	Cash and sweep balances	0.00	0.00	0.00	0.00	0
	Stocks, options & ETFs	0.00	0.00	0.00	0.00	0
	Fixed income securities	0.00	0.00	0.00	0.00	0
	Mutual funds	40,374.37	100.00	40,240.47	100.00	223
	Asset value	**$40,374.37**	**100%**	**$40,240.47**	**100%**	**$223**

AARON J SCHOCK (ROTH IRA)
FCC AS CUSTODIAN

MARCH 1, 2015 - MARCH 31, 2015
ACCOUNT NUMBER: [redacted]

Cash flow summary

	THIS PERIOD	THIS YEAR
Opening value of cash and sweep balances	**$0.00**	
Securities sold and redeemed	0.00	96.87
Net additions to cash	**$0.00**	**$96.87**
Other subtractions	0.00	-96.87
Net subtractions from cash	**$0.00**	**-$96.87**
Closing value of cash and sweep balances	**$0.00**	

Income summary

	THIS PERIOD	THIS YEAR
Total income	**$0.00**	**$0.00**

Gain/loss summary

	UNREALIZED	THIS PERIOD REALIZED	THIS YEAR REALIZED
Short term (S)	259.23	0.00	0.00
Long term (L)	5,795.83	0.00	0.00
Total	**$6,055.06**	**$0.00**	**$0.00**

AARON J SCHOCK (ROTH IRA)
FCC AS CUSTODIAN

MARCH 1, 2015 - MARCH 31, 2015
ACCOUNT NUMBER: [redacted]

Retirement summary

IRA Plan Value $40,240.47

A portion of these assets may not be covered by SIPC. Bank products are eligible for FDIC insurance up to $250,000 in accordance with FDIC rules.

MAXIMIZE YOUR RETIREMENT BY CONTRIBUTING TO YOUR IRA FOR 2014 AND 2015. THE 2014 AND 2015 IRA CONTRIBUTION LIMIT IS $5,500, OR $6,500 FOR THOSE OVER AGE 50. THE DEADLINE FOR 2014 CONTRIBUTIONS IS APRIL 15, 2015. CONTACT YOUR FINANCIAL ADVISOR TO CONTRIBUTE TO OR OPEN A WELLS FARGO ADVISORS IRA.

ACCOUNT INFORMATION	
Account Holder Birthdate:	05/28/81
Attained Age as of 12/31/15:	34.5

RETIREMENT TRANSACTIONS

CONTRIBUTION SUMMARY	AMOUNT
Contributions	
2015 FOR 2015	$0.00

2015 DISTRIBUTION SUMMARY	AMOUNT
Gross Distributions	**$0.00**

Contact us if information on this page requires updates.

Your Financial Advisor:
HEMMER / KUNKLE / MCRAVEN
888-228-1021 / 309-282-4940

AARON J SCHOCK (ROTH IRA)
FCC AS CUSTODIAN

MARCH 1, 2015 - MARCH 31, 2015
ACCOUNT NUMBER: [redacted]

Your Financial Advisor

HEMMER / KUNKLE / MCRAVEN
Phone: 888-228-1021 / 309-282-4940

2426 W CORNERSTONE CT
STE 2A
PEORIA IL 61614

Please visit us at www.wellsfargoadvisors.com.

Account profile

Full account name:	AARON J SCHOCK (ROTH IRA) FCC AS CUSTODIAN
Account type:	ROTH IRA
Brokerage account number:	[redacted]
Tax status:	Retirement
Investment objective/Risk tolerance:*	MODERATE GROWTH
Time horizon:*	LONG TERM (10+ YEARS)
Liquidity needs:*	NONE
Cost Basis Election:	First in, First out
Your managed program:	FUNDSOURCE
Your manager:	GO GROWTH

*For more information, go to www.wellsfargoadvisors.com/disclosures.

For your consideration

Go paperless. Accessing your account documents online is easy, secure, and costs nothing. Sign on to **wellsfargoadvisors.com** with your Access Online Username and Password, select **Statements & Docs**, and then click on the **Delivery Preferences** Quick Link. Choose **Electronic Delivery** to go paperless or select specific account documents for electronic delivery. If you do not have a Username and Password, visit **wellsfargoadvisors.com/signup** or call 1-877-879-2495 for enrollment assistance.

Document delivery status

	Paper	Electronic
Statements:	X	
Trade confirmations:	X	
Tax documents:	X	
Shareholder communications:	X	
Other documents:	X	

ADVISORS

AARON J SCHOCK (ROTH IRA)
FCC AS CUSTODIAN

MARCH 1, 2015 - MARCH 31, 2015
ACCOUNT NUMBER: [redacted]

Additional information

	THIS PERIOD	THIS YEAR
Gross proceeds	0.00	96.87

Portfolio detail

Mutual Funds

If a portion of your fund position was converted, the 'Client Investment' value may include reinvestments from previously held positions.

Open End Mutual Funds

Open End Mutual Fund shares are priced at net asset value. Estimated Annual Income and Yield refer to Dividends and Interest Income only, and typically do not reflect Total return.

DESCRIPTION	% OF ACCOUNT	QUANTITY	ADJ PRICE/ ORIG PRICE	ADJ COST/ ORIG COST	CURRENT PRICE	CURRENT MARKET VALUE	UNREALIZED GAIN/LOSS	ESTIMATED ANNUAL INCOME	ESTIMATED ANNUAL YIELD (%)
DEUTSCHE GLOBAL/INTL FD INC GLOBAL SMALL CAP FD CL S SGSCX									
On Reinvestment									
Acquired 03/10/14 L		40.65300	47.56	1,933.44		1,741.57	-191.87		
Acquired 10/15/14 S		3.00300	41.48	124.56		128.65	4.09		
Reinvestments S		4.19800	40.33	169.32		179.84	10.52		
Total	**5.09**	**47.85400**	**$46.54**	**$2,227.32**	**42.8400**	**$2,050.06**	**-$177.26**	**$20.76**	**1.01**
	Client Investment (Excluding Reinvestments)					$2,058.00			
	Gain/Loss on Client Investment (Including Reinvestments)					-$7.94			
FIDELITY ADVISOR MID CAP II FUND CLASS I FIIMX									
On Reinvestment									
Acquired 06/10/13 L		106.91700	20.07	2,145.81		2,168.28	22.47		
Acquired 10/15/14 S		3.61100	19.50	70.42		73.23	2.81		
Reinvestments L		18.74200	20.22	378.99		380.09	1.10		
Reinvestments S		18.84500	18.58	350.32		382.17	31.85		
Total	**7.46**	**148.11500**	**$19.89**	**$2,945.54**	**20.2800**	**$3,003.77**	**$58.23**	**N/A**	**N/A**
	Client Investment (Excluding Reinvestments)					$2,216.23			
	Gain/Loss on Client Investment (Including Reinvestments)					$787.54			

ADVISORS

AARON J SCHOCK (ROTH IRA)
FCC AS CUSTODIAN

MARCH 1, 2015 - MARCH 31, 2015
ACCOUNT NUMBER: [redacted]

Mutual Funds

Open End Mutual Funds continued

DESCRIPTION	% OF ACCOUNT	QUANTITY	ADJ PRICE/ ORIG PRICE	ADJ COST/ ORIG COST	CURRENT PRICE	CURRENT MARKET VALUE	UNREALIZED GAIN/LOSS	ESTIMATED ANNUAL INCOME	ESTIMATED ANNUAL YIELD (%)
FORWARD FDS									
TACTICAL GROWTH FD									
ADVISOR CLASS									
FTGMX									
On Reinvestment									
Acquired 06/04/12 L		66.98500	25.74	1,724.19		1,727.54	3.35		
Acquired 06/07/12 L		1.40500	25.88	36.35		36.23	-0.12		
Acquired 06/10/13 L		15.57400	27.16	422.98		401.65	-21.33		
Acquired 03/11/14 L		8.92700	26.45	236.12		230.23	-5.89		
Reinvestments L		16.26000	26.04	423.44		419.35	-4.09		
Reinvestments S		5.95400	26.08	155.30		153.55	-1.75		
Total	**7.38**	**115.10500**	**$26.05**	**$2,998.38**	**25.7900**	**$2,968.55**	**-$29.83**	**N/A**	**N/A**
	Client Investment (Excluding Reinvestments)					$2,419.64			
	Gain/Loss on Client Investment (Including Reinvestments)					$548.91			
GOLDMAN SACHS TR									
FINL SQUARE TREAS INSTRS									
FD INSTL CL									
FTIXX									
On Reinvestment									
Acquired 10/15/14 S	0.66	264.32000	1.00	264.32	1.0000	264.32	0.00	N/A	N/A
HARTFORD MUT FDS II									
GROWTH OPPORTUNITIES FD									
CL I									
HGOIX									
On Reinvestment									
Acquired 06/10/13 L		49.95200	35.99	1,797.75		2,033.54	235.79		
Acquired 06/13/13 L		9.45600	35.76	338.14		384.95	46.81		
Reinvestments L		2.53300	38.76	98.19		103.12	4.93		
Reinvestments S		12.78400	37.46	479.01		520.44	41.43		
Total	**7.56**	**74.72500**	**$36.31**	**$2,713.09**	**40.7100**	**$3,042.05**	**$328.96**	**N/A**	**N/A**
	Client Investment (Excluding Reinvestments)					$2,135.89			
	Gain/Loss on Client Investment (Including Reinvestments)					$906.16			
AMERICAN FUNDS									
NEW WORLD FUND CL F2									
NFFFX									
On Reinvestment									
Acquired 06/04/12 L		34.51900	45.87	1,583.63		1,897.85	314.22		

ADVISORS

AARON J SCHOCK (ROTH IRA)
FCC AS CUSTODIAN

MARCH 1, 2015 - MARCH 31, 2015
ACCOUNT NUMBER: [redacted]

Mutual Funds

Open End Mutual Funds continued

DESCRIPTION	% OF ACCOUNT	QUANTITY	ADJ PRICE/ ORIG PRICE	ADJ COST/ ORIG COST	CURRENT PRICE	CURRENT MARKET VALUE	UNREALIZED GAIN/LOSS	ESTIMATED ANNUAL INCOME	ESTIMATED ANNUAL YIELD (%)
Acquired 06/07/12 L		5.52600	47.39	261.96		303.82	41.86		
Acquired 06/10/13 L		1.36600	55.55	75.92		75.10	-0.82		
Acquired 03/11/14 L		9.66700	58.47	564.96		531.49	-33.47		
Acquired 10/15/14 S		24.02300	56.44	1,355.87		1,320.79	-35.08		
Reinvestments L		1.43200	56.57	81.01		78.73	-2.28		
Reinvestments S		4.70900	53.78	253.27		258.90	5.63		
Total	**11.10**	**81.24200**	**$51.41**	**$4,176.62**	**54.9800**	**$4,466.68**	**$290.06**	**$54.91**	**1.23**
	Client Investment (Excluding Reinvestments)					$3,842.34			
	Gain/Loss on Client Investment (Including Reinvestments)					$624.34			
IVY FDS INC ASSET STRATEGY FD CL I IVAEX On Reinvestment									
Acquired 09/01/09 L nc		151.51900	20.28	3,072.80		3,962.22	889.42		
Acquired 09/04/09 L nc		9.29600	20.95	194.75		243.09	48.34		
Acquired 08/09/11 L nc		2.14600	24.34	52.23		56.12	3.89		
Acquired 06/10/13 L		2.44300	28.08	68.61		63.88	-4.73		
Acquired 10/15/14 S		8.88800	29.32	260.59		232.42	-28.17		
Reinvestments L m		10.07100	25.20	253.82		263.35	9.53		
Reinvestments S		35.76900	25.98	929.63		935.37	5.74		
Total	**14.31**	**220.13200**	**$21.95**	**$4,832.43**	**26.1500**	**$5,756.45**	**$924.02**	**$42.70**	**0.74**
	Client Investment (Excluding Reinvestments)					$3,648.98			
	Gain/Loss on Client Investment (Including Reinvestments)					$2,107.47			
KINETICS MUT FDS INC PARADIGM FUND INSTL CL KNPYX On Reinvestment									
Acquired 09/01/09 L nc		50.10600	18.42	922.93		1,804.81	881.88		
Acquired 10/14/14 S		5.90800	32.13	189.84		212.81	22.97		
Acquired 10/15/14 S		7.79400	32.06	249.86		280.74	30.88		
Reinvestments L m		3.65800	23.25	85.08		131.76	46.68		
Total	**6.04**	**67.46600**	**$21.46**	**$1,447.71**	**36.0200**	**$2,430.12**	**$982.41**	**N/A**	**N/A**
	Client Investment (Excluding Reinvestments)					$1,362.63			
	Gain/Loss on Client Investment (Including Reinvestments)					$1,067.49			

ADVISORS

AARON J SCHOCK (ROTH IRA)
FCC AS CUSTODIAN

MARCH 1, 2015 - MARCH 31, 2015
ACCOUNT NUMBER: [redacted]

Mutual Funds

Open End Mutual Funds continued

DESCRIPTION	% OF ACCOUNT	QUANTITY	ADJ PRICE/ ORIG PRICE	ADJ COST/ ORIG COST	CURRENT PRICE	CURRENT MARKET VALUE	UNREALIZED GAIN/LOSS	ESTIMATED ANNUAL INCOME	ESTIMATED ANNUAL YIELD (%)
ARROW INVTS TR DWA TACTICAL FD INSTL CL DWTNX On Reinvestment									
Acquired 06/04/12 L		173.64300	7.60	1,319.69		1,923.96	604.27		
Acquired 06/10/13 L		7.02100	9.05	63.54		77.79	14.25		
Acquired 03/11/14 L		35.94600	10.51	377.79		398.28	20.49		
Acquired 10/14/14 S		33.43300	9.96	332.99		370.44	37.45		
Reinvestments L		3.80600	8.11	30.87		42.17	11.30		
Reinvestments S		1.82500	11.08	20.23		20.22	-0.01		
Total	**7.04**	**255.67400**	**$8.39**	**$2,145.11**	**11.0800**	**$2,832.86**	**$687.75**	**$13.88**	**0.49**
	Client Investment (Excluding Reinvestments)					$2,094.01			
	Gain/Loss on Client Investment (Including Reinvestments)					$738.85			
OPPENHEIMER GLOBAL FD CL Y OGLYX On Reinvestment									
Acquired 10/09/06 L nc		7.55900	73.02	551.96		617.72	65.76		
Acquired 01/22/07 L nc		9.44800	74.06	699.70		772.09	72.39		
Acquired 02/06/08 L nc		15.16700	63.88	968.84		1,239.45	270.61		
Reinvestments L m		29.27000	55.45	1,623.19		2,391.93	768.74		
Reinvestments S		3.67600	77.80	286.01		300.41	14.40		
Total	**13.22**	**65.12000**	**$63.42**	**$4,129.70**	**81.7200**	**$5,321.60**	**$1,191.90**	**$54.31**	**1.02**
	Client Investment (Excluding Reinvestments)					$2,220.50			
	Gain/Loss on Client Investment (Including Reinvestments)					$3,101.10			
UNIFIED SER TR ROOSEVELT MULTI-CAP FD INSTL CL BULRX On Reinvestment									
Acquired 06/04/12 L		122.26262	15.11	1,847.56		2,115.14	267.58		
Acquired 06/10/13 L		3.34861	18.57	62.19		57.93	-4.26		
Reinvestments L		15.43677	18.72	289.13		267.06	-22.07		
Reinvestments S		23.88900	17.05	407.31		413.28	5.97		

ADVISORS

AARON J SCHOCK (ROTH IRA)
FCC AS CUSTODIAN

MARCH 1, 2015 - MARCH 31, 2015
ACCOUNT NUMBER: [redacted]

Mutual Funds

Open End Mutual Funds continued

DESCRIPTION	% OF ACCOUNT	QUANTITY	ADJ PRICE/ ORIG PRICE	ADJ COST/ ORIG COST	CURRENT PRICE	CURRENT MARKET VALUE	UNREALIZED GAIN/LOSS	ESTIMATED ANNUAL INCOME	ESTIMATED ANNUAL YIELD (%)
Total	**7.09**	**164.93700**	**$15.80**	**$2,606.19**	**17.3000**	**$2,853.41**	**$247.22**	**$16.98**	**0.60**
	Client Investment (Excluding Reinvestments)					$1,909.75			
	Gain/Loss on Client Investment (Including Reinvestments)					$943.66			
THORNBURG INVT TR GLOBAL OPPORTUNITIES FD CL I THOIX									
On Reinvestment									
Acquired 10/18/07 L nc		100.50600	20.87	2,097.55		2,711.65	614.10		
Acquired 02/06/08 L nc		26.03500	17.32	450.92		702.42	251.50		
Acquired 09/01/09 L nc		7.83100	12.19	95.46		211.28	115.82		
Acquired 08/09/11 L nc		4.82600	14.63	70.60		130.21	59.61		
Acquired 10/14/14 S		23.31300	22.33	520.57		628.98	108.41		
Reinvestments L m		31.36700	14.22	446.21		846.28	400.07		
Reinvestments S		0.73300	24.13	17.69		19.78	2.09		
Total	**13.05**	**194.61100**	**$19.01**	**$3,699.00**	**26.9800**	**$5,250.60**	**$1,551.60**	**$19.85**	**0.38**
	Client Investment (Excluding Reinvestments)					$3,235.10			
	Gain/Loss on Client Investment (Including Reinvestments)					$2,015.50			
Total Open End Mutual Funds	**100.00**			**$34,185.41**		**$40,240.47**	**$6,055.06**	**$223.39**	**0.56**
Total Mutual Funds	**100.00**			**$34,185.41**		**$40,240.47**	**$6,055.06**	**$223.39**	**0.56**

m This security contains multiple tax lots that may or may not include cost information that is reportable to the IRS.
nc Cost information for this tax lot is not covered by IRS reporting requirements. Unless indicated, cost for all other lots will be reported to the IRS.

*** THIS PAGE IS INTENTIONALLY LEFT BLANK ***